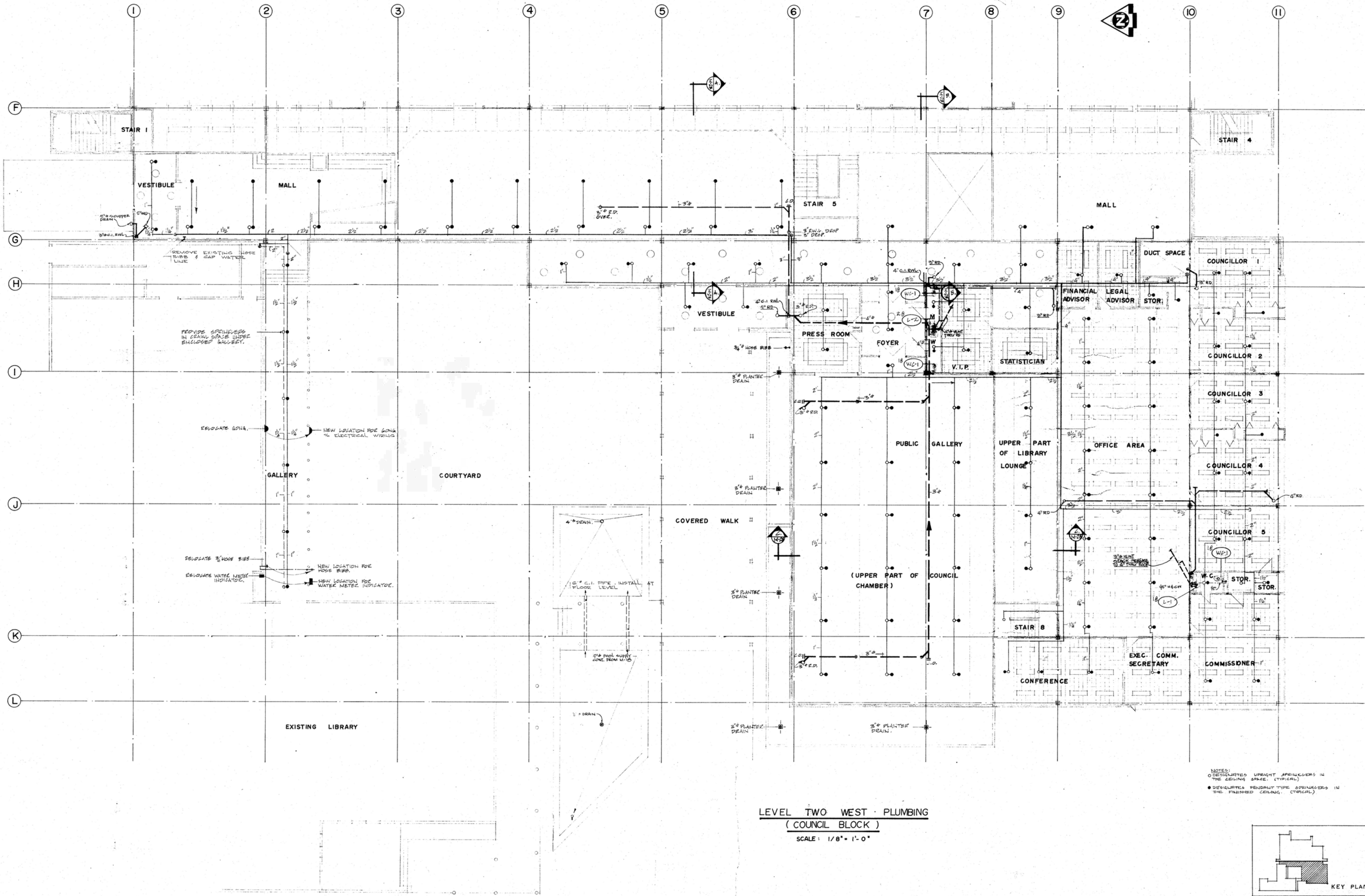


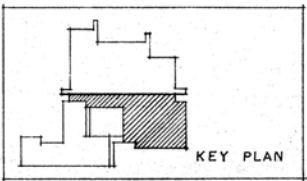
NO.	DATE	REVISIONS DESCRIPTION



PROJECT NO. 89857	SCALE 1/8" = 1'-0"
DATE APR. 74	DRAWN B. J. S.
CHECK 	APPROVED

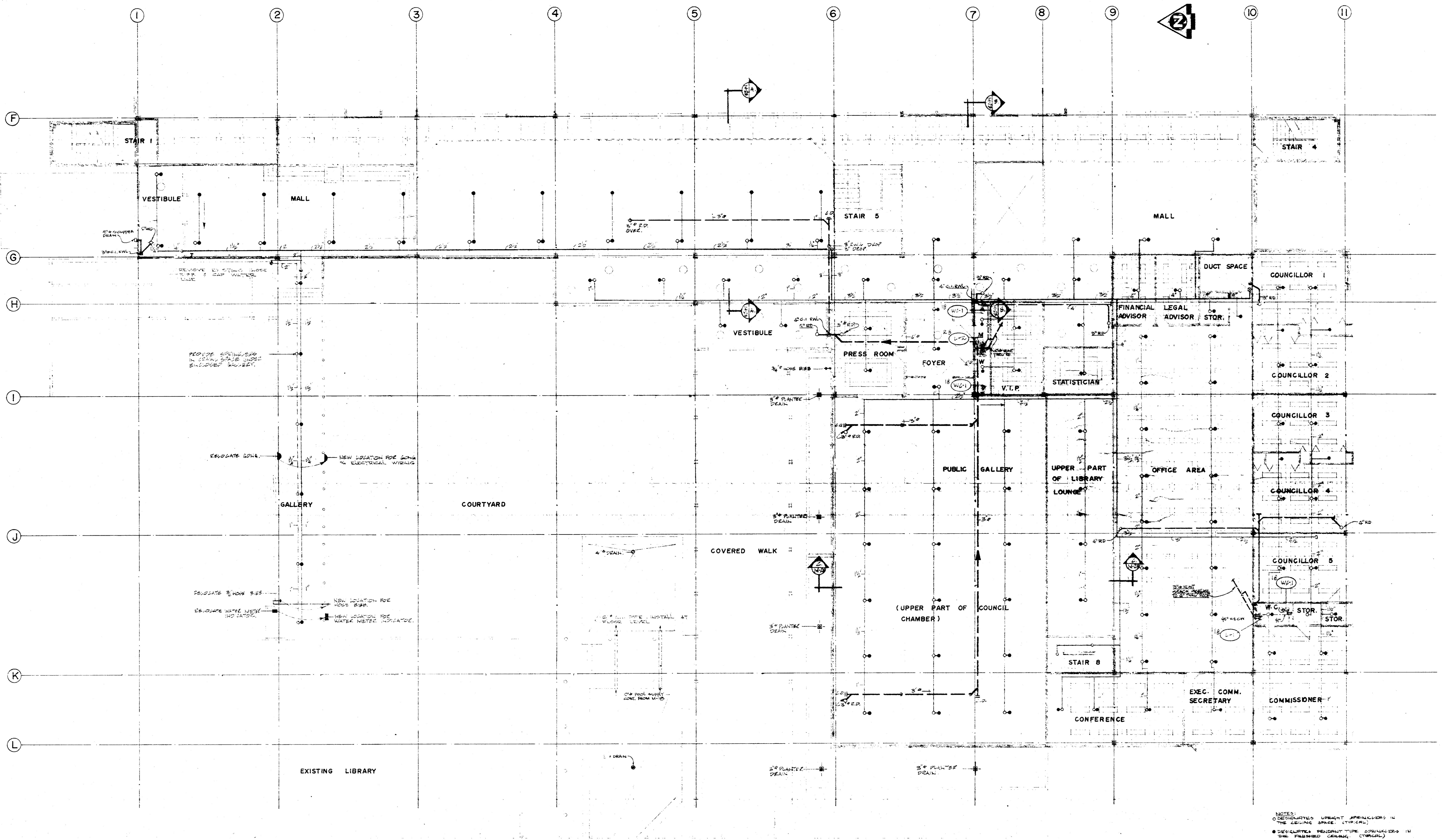


LEVEL TWO WEST - PLUMBING
(COUNCIL BLOCK)
SCALE: 1/8" = 1'-0"

NOTES:
O DESIGNATES UPRIGHT SPRINKLERS IN THE CEILING SPACE. (TYPICAL)
• DESIGNATES PENDANT TYPE SPRINKLERS IN THE FINISHED CEILING. (TYPICAL)

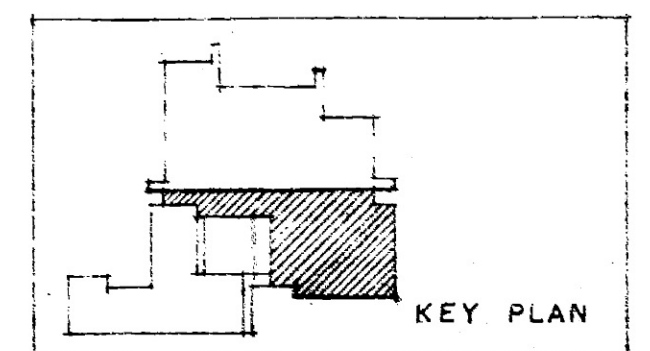


 Public Works / Travaux publics Canada / Canada Pacific Region	NO. DATE		REVISIONS DESCRIPTION		PROJECT NO. 89857		GOVERNMENT OF THE YUKON TERRITORY		DRAWING TITLE		DRAWING NO. M 20
					DATE APR. 74 SCALE 1/8"=1'-0"				LEVEL TWO WEST-PLUMBING & SPRINKLERS		
					DRAWN B. J. S. CHECK				PROJECT TITLE		
					APPROVED				TERRITORIAL ADMINISTRATION BUILDING WHITEHORSE, Y. T.		



LEVEL TWO WEST - PLUMBING
(COUNCIL BLOCK)
SCALE: 1/8" = 1'-0"

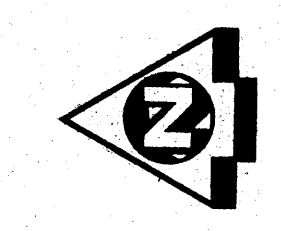
NOTES:
1. DESIGNATED UPRIGHT SPRINKLERS IN THE CEILING SPACE (TYPICAL)
2. DESIGNATED PENDANT TYPE SPRINKLERS IN THE PENDANT CEILING (TYPICAL)



	PROJECT NO. 89857		DRAWING TITLE LEVEL TWO WEST-PLUMBING & SPRINKLERS	DRAWING NO. M 20	
	DATE APR. 74		SCALE 1/8" = 1'-0"		PROJECT TITLE TERRITORIAL ADMINISTRATION BUILDING WHITEHORSE, Y.T.
	DRAWN B. J. S.		CHECK		
	APPROVED				

NO.	DATE	REVISIONS DESCRIPTION

1 2 3 4 5 6 7 8 9 10



A

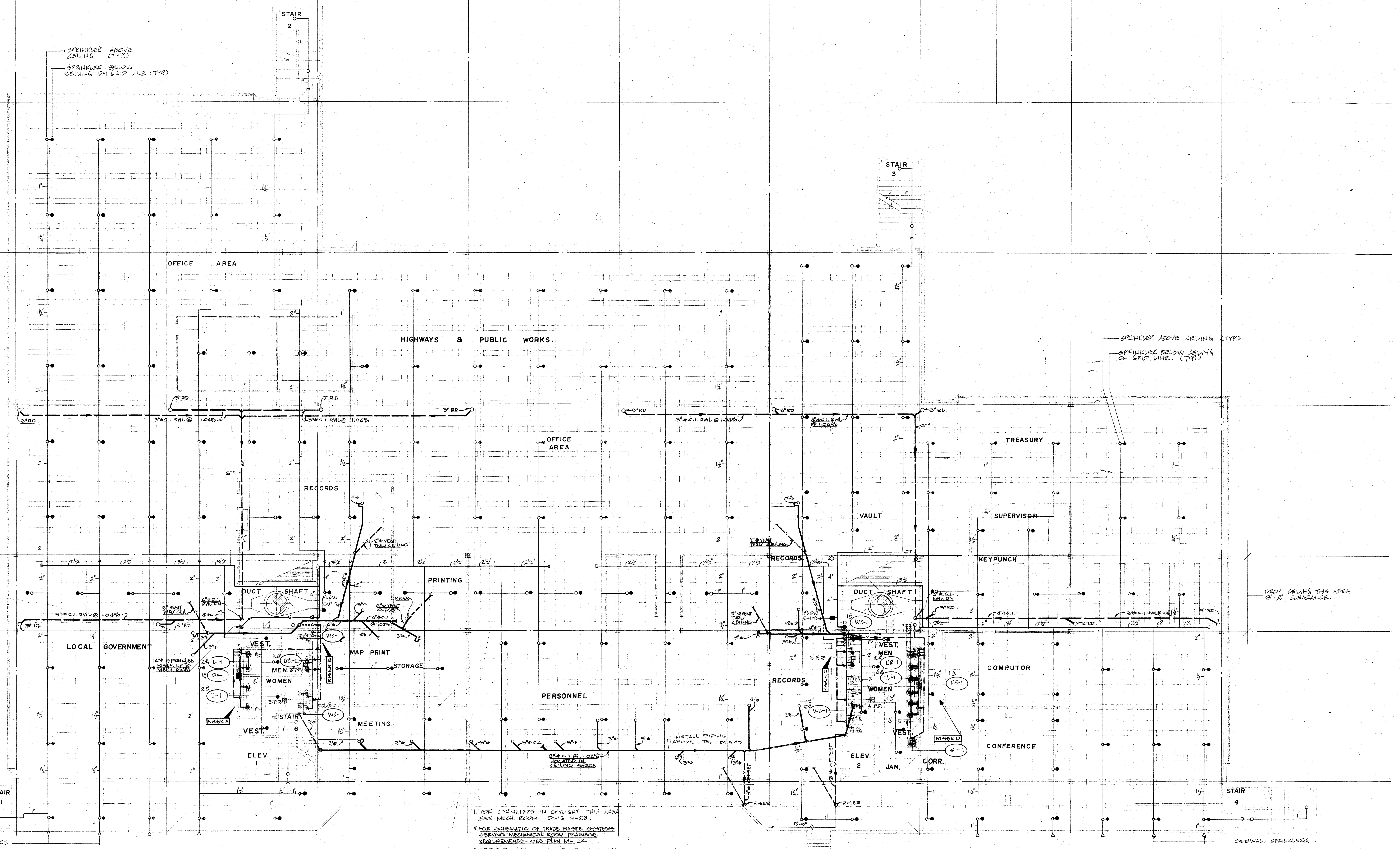
B

C

D

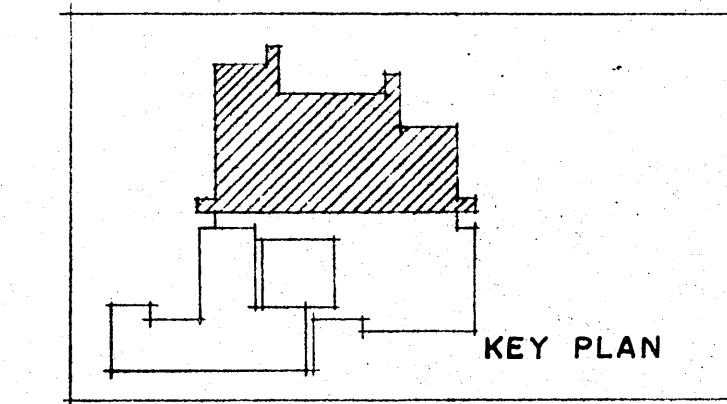
E

F




LEVEL THREE EAST - PLUMBING & SPRINKLERS
SCALE: 1/8" = 1'-0"

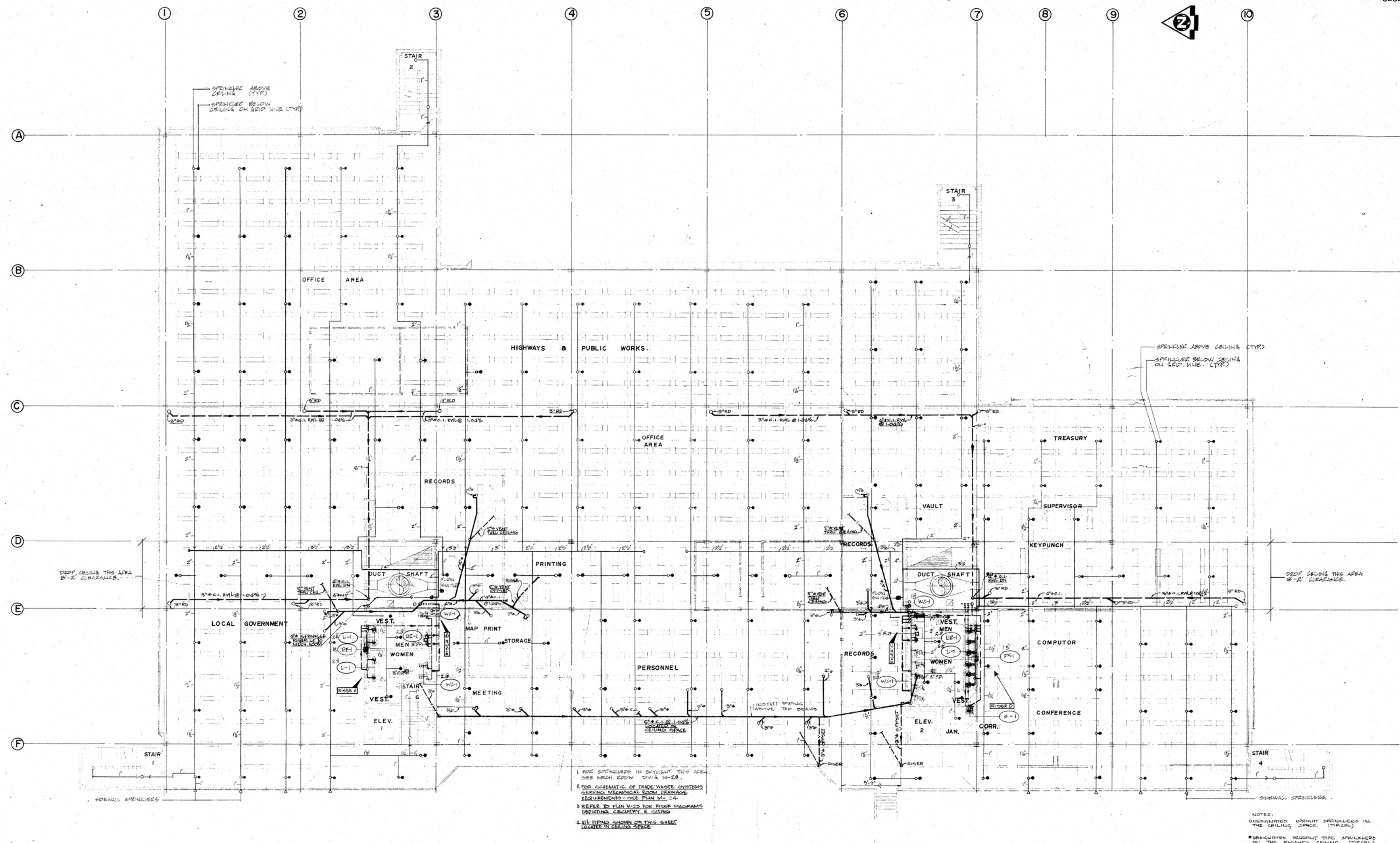
NOTES:
1. DESIGNATED UPRIGHT SPRINKLERS IN THE CEILING SPACE. (TYPICAL)
2. DESIGNATED REMOUNT TYPE SPRINKLERS ON THE FINISHED CEILING. (TYPICAL)




REVISIONS	
NO.	DATE

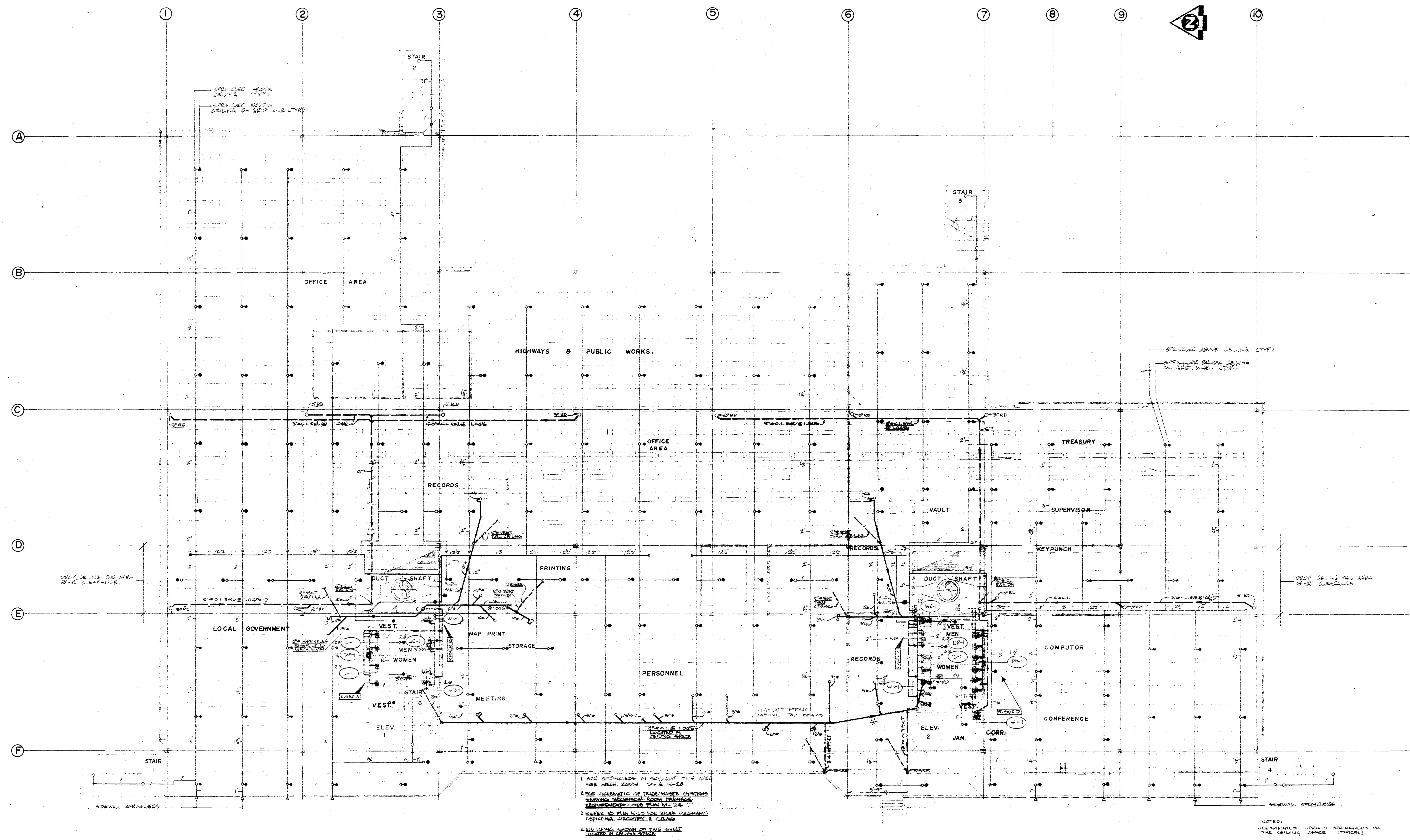
PROJECT NO.
89857
DATE
APR. 74
SCALE
1/8" = 1'-0"
DRAWN
CHECK
B. J. S.
APPROVED





LEVEL THREE EAST - PLUMBING & SPRINKLERS
SCALE: 1/8" = 1'-0"

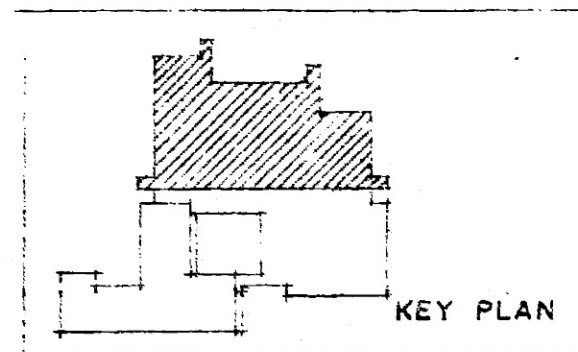
 Public Works Travaux publics Canada Pacific Region	NO. DATE		REVISIONS DESCRIPTION		PROJECT NO. 89857		DRAWING TITLE LEVEL THREE EAST - PLUMBING & SPRINKLERS	DRAWING NO. M 21	
					DATE APR. 74		SCALE 1/8" = 1'-0"	PROJECT TITLE TERRITORIAL ADMINISTRATION BUILDING WHITEHORSE, Y.T.	
					DRAWN B.J.S.		CHECK		
					APPROVED				




LEVEL THREE EAST PLUMBING & SPRINKLERS

SCALE: 1/8" = 1'-0"

NOTES:
1. UNIDENTIFIED UPRIGHT SPRINKLERS IN THE CEILING SPACE. (INDICATED)
2. SPRINKLER BEHIND THE WALLS OF THE FINISHED CEILING (INDICATED)





Public Works / Travaux publics
Yukon Territory / Territoire du Yukon

NO.	DATE	REVISIONS DESCRIPTION

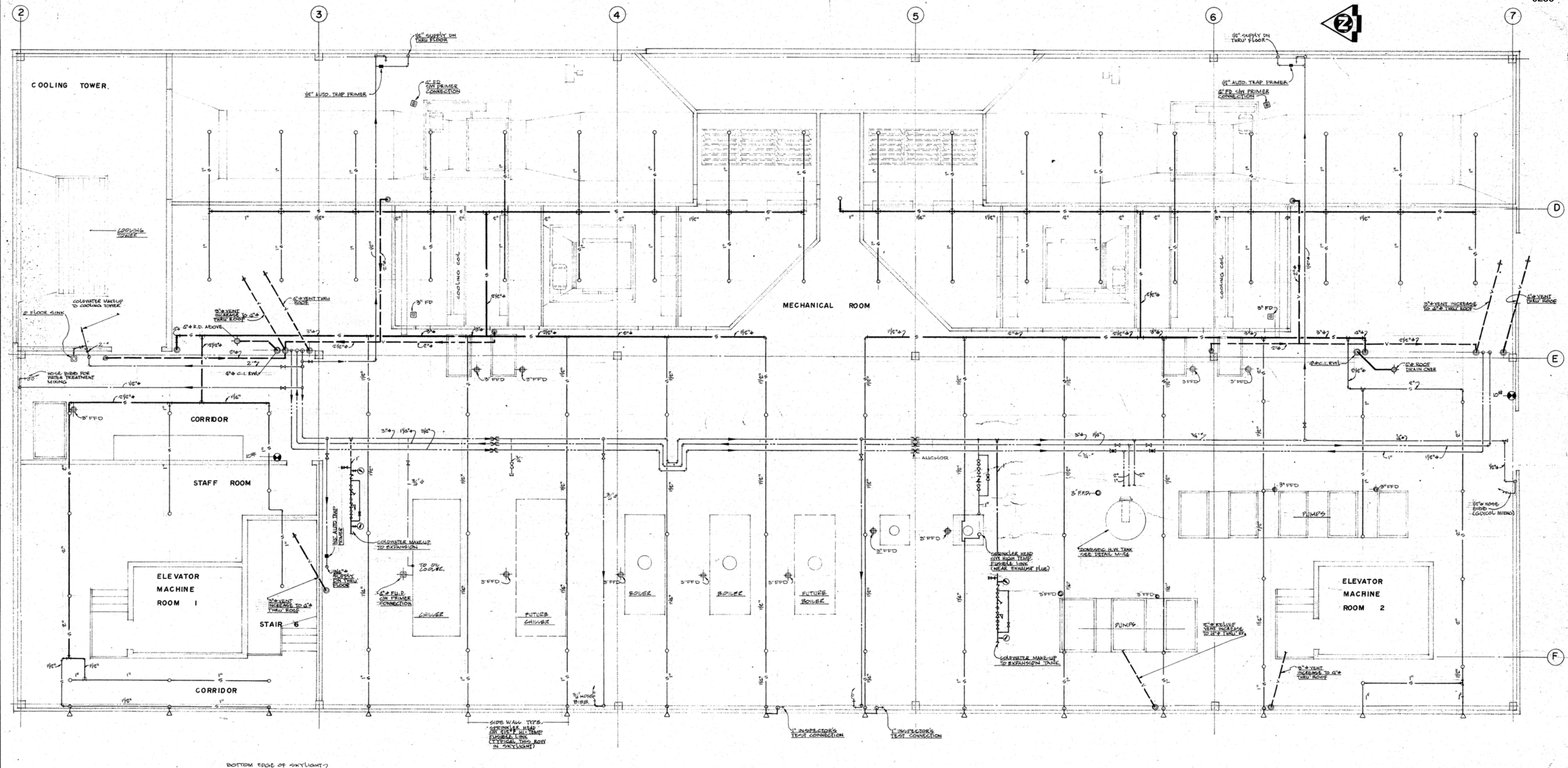
PROJECT NO. 89857	DATE APR. 74	SCALE 1/8"=1'-0"
DRAWN B.J.S.	CHECK 	
APPROVED 		

GOVERNMENT OF THE YUKON TERRITORY



DRAWING TITLE LEVEL THREE EAST PLUMBING & SPRINKLERS	PROJECT TITLE TERRITORIAL ADMINISTRATION BUILDING WHITEHORSE, N.W.
---	--

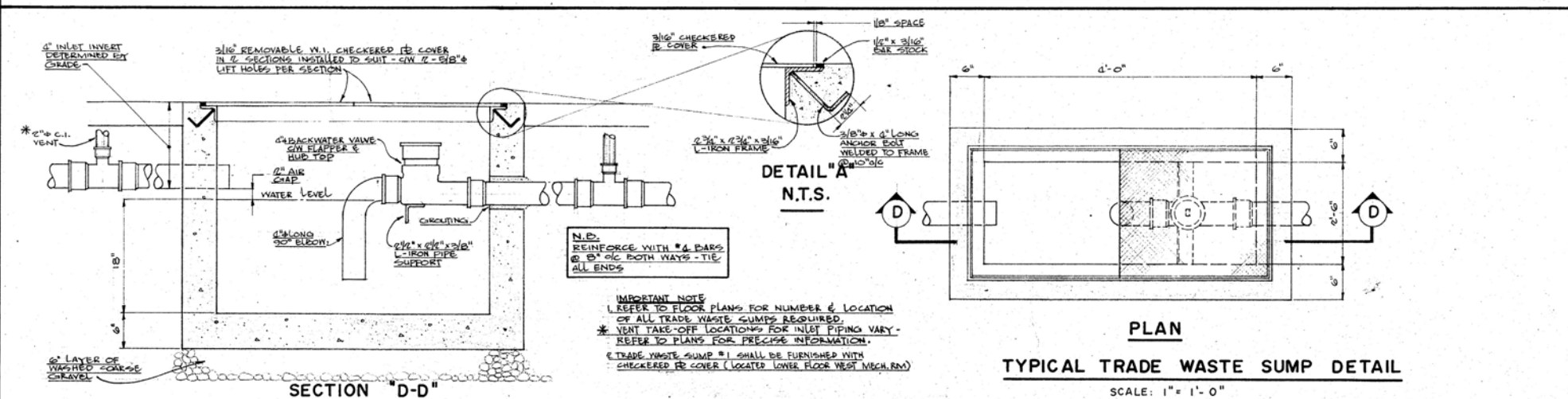
DRAWING NO. M 21



PENTHOUSE MECHANICAL ROOM LAYOUT

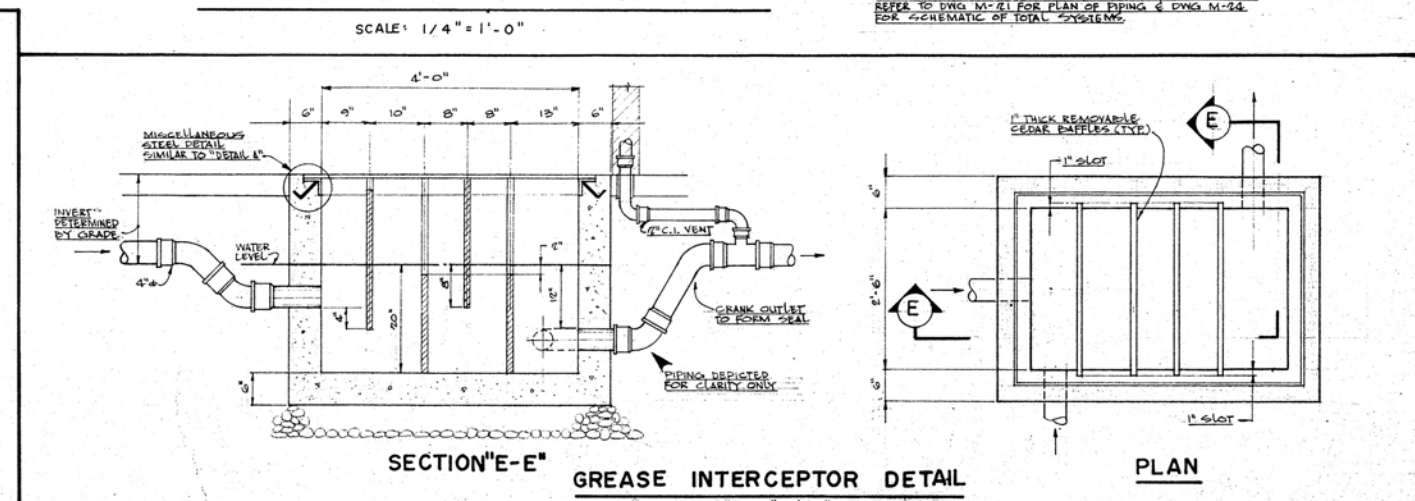
SCALE: 1/4" = 1'-0"

IMPORTANT NOTE
FLOOR DRAINAGE SYSTEM INCORPORATED INTO TRADE WASTE
REFER TO DWG M-21 FOR PLAN OF PIPING & DWG M-22
FOR SCHEMATIC OF TOTAL SYSTEMS.



PLAN

TYPICAL TRADE WASTE SUMP DETAIL



GREASE INTERCEPTOR DETAIL

NO. DATE		REVISIONS DESCRIPTION		PROJECT NO. 89857	
				DATE APR. 74	SCALE AS NOTED
				DRAWN G. L.	CHECK
				APPROVED	

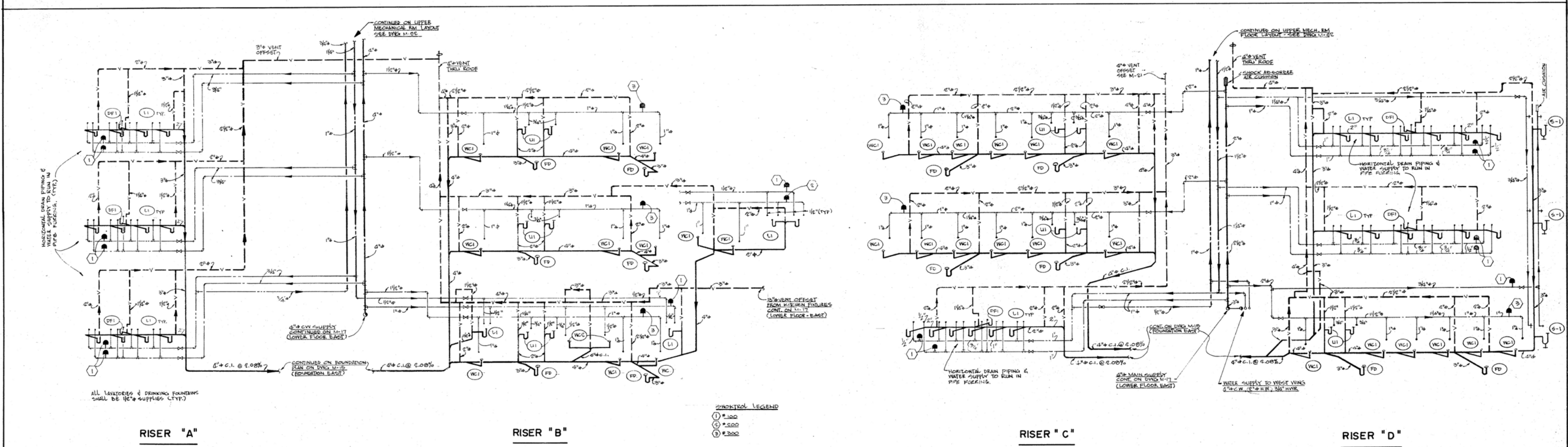
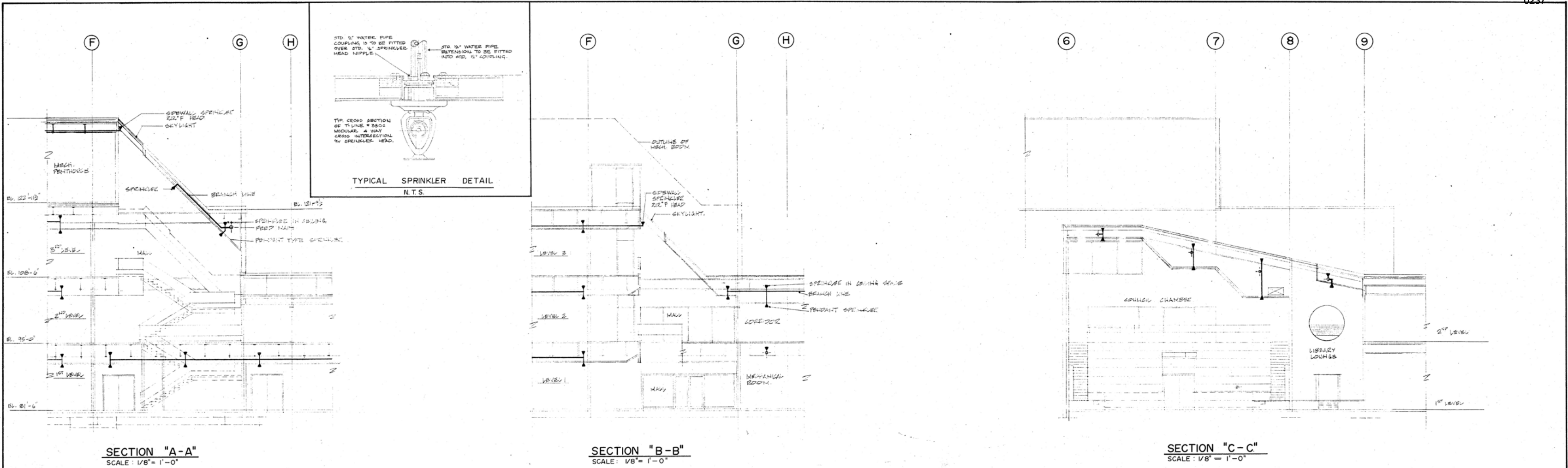
**GOVERNMENT
OF THE
YUKON TERRITORY**



SCALE 3/4" = 1'-0"	DRAWING TITLE
PENTHOUSE MECHANICAL ROOM-PLUMBING	SPRINKLERS
	PROJECT TITLE
	TERRITORIAL ADMINISTRATION BUILDING
	WHITEHORSE, Y. T.

DRAWING NO.

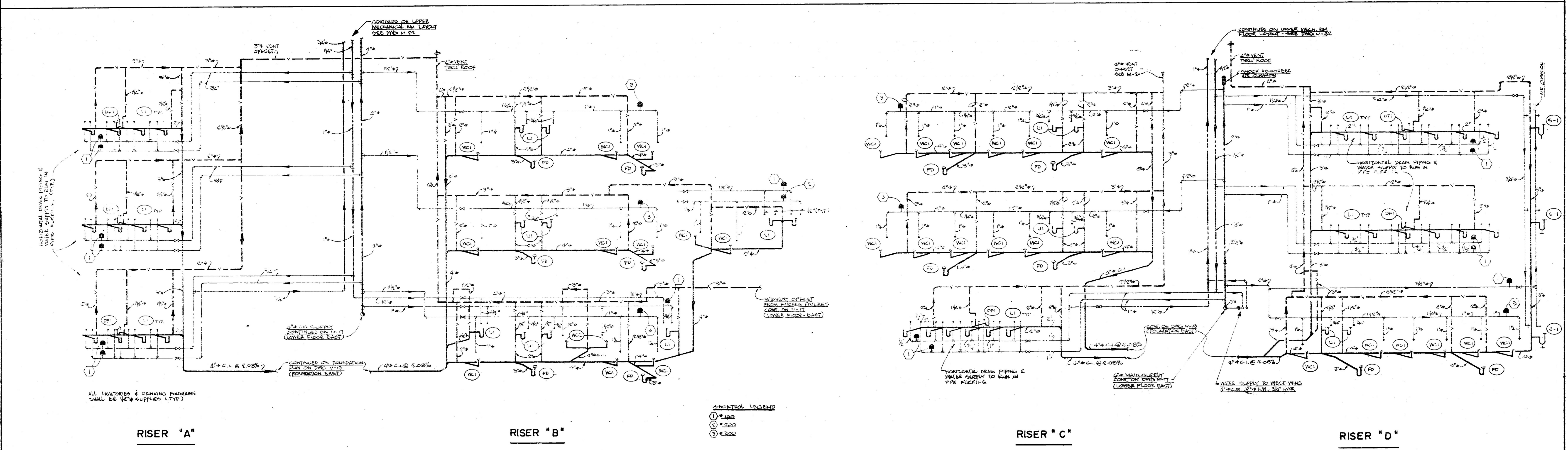
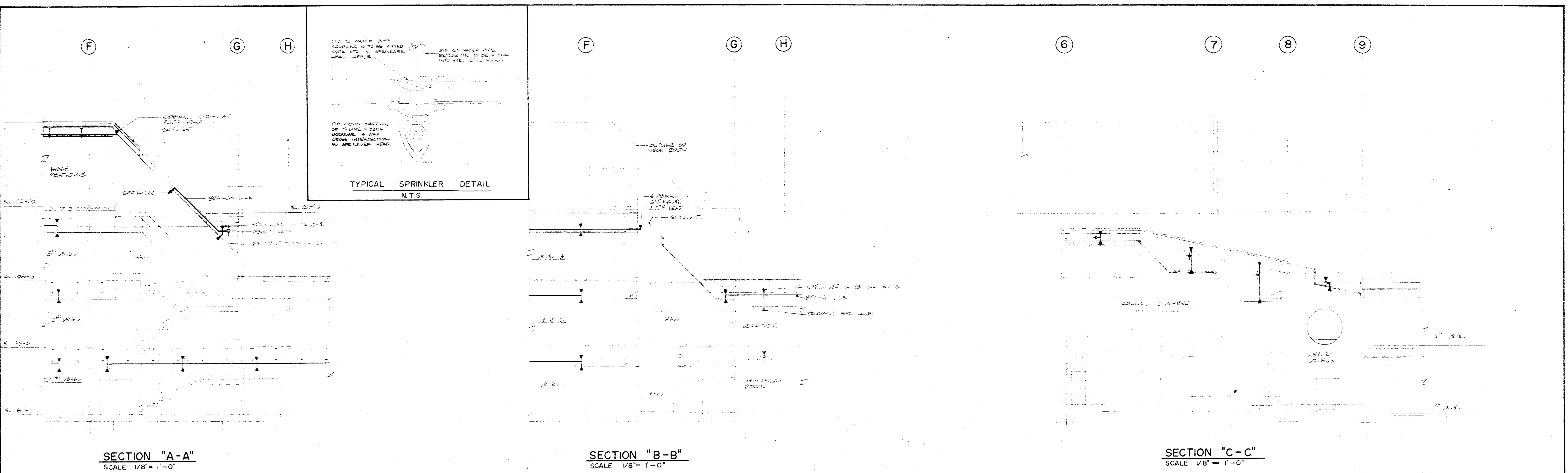
M 22



PLUMBING AND VENTING RISER DIAGRAMS

SCHEMATIC

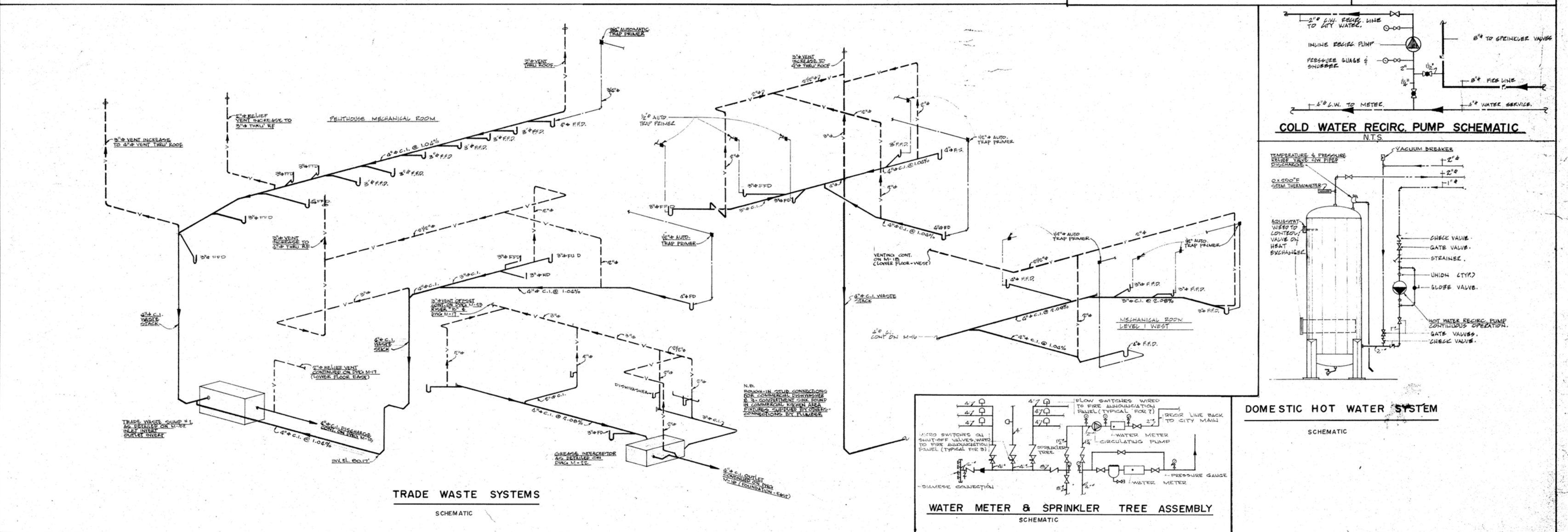
	REVISIONS		PROJECT NO.	DRAWING TITLE	DRAWING NO.
	NO. DATE	DESCRIPTION	89857		
	REVISIONS		DATE	PROJECT TITLE	M 23
	NO. DATE	DESCRIPTION	APR. 74		
	REVISIONS		DRAWN	TERRITORIAL ADMINISTRATION BUILDING	WHITEHORSE, Y. T.
	NO. DATE	DESCRIPTION	G.L.		
APPROVED					



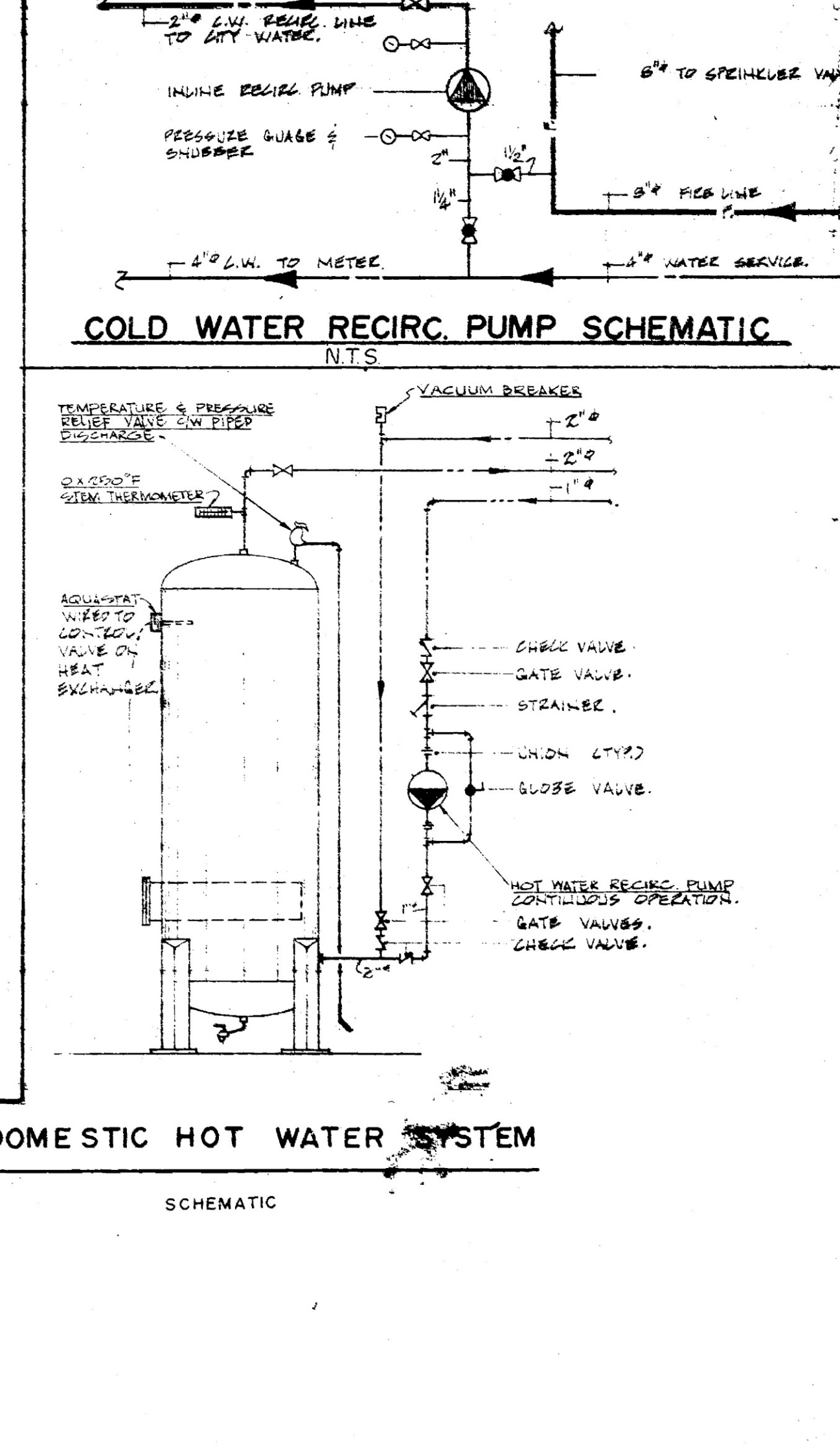
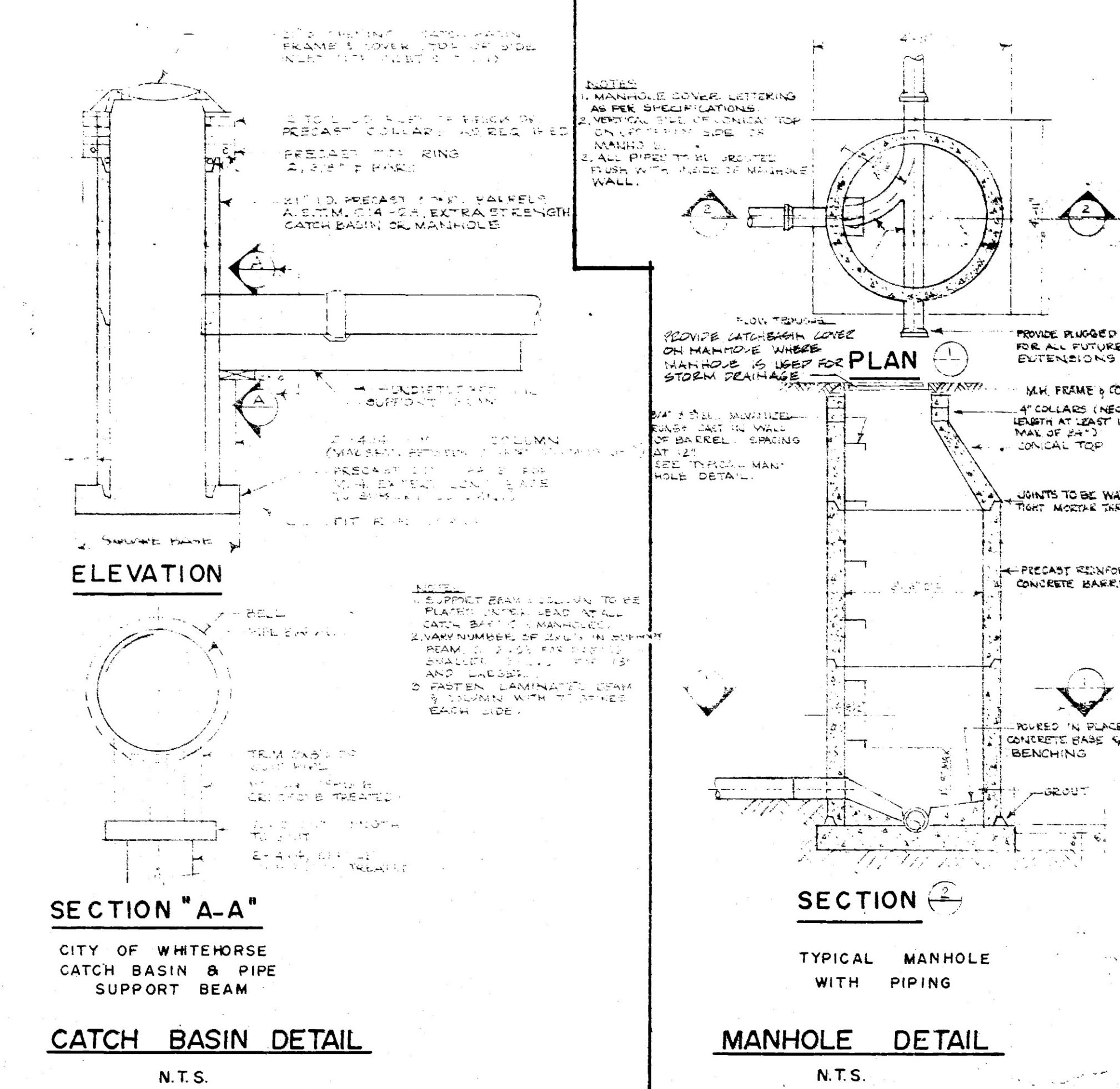
PLUMBING AND VENTING RISER DIAGRAMS

SCHEMATIC

	REVISIONS		PROJECT NO. 89857		DRAWING TITLE SCHEMATICS AND DETAILS - PLUMBING	DRAWING NO. M 23
	NO.	DATE	DATE APR. 74			
	DESCRIPTION		SCALE AS NOTED			
	APPROVED		CHECK G.L.			
Public Works / Travaux publics Canada / Canada Pacific Region				PROJECT TITLE TERRITORIAL ADMINISTRATION BUILDING WHITEHORSE, Y.T.		



GOVERNMENT OF THE YUKON TERRITORY		DRAWING TITLE RISER DIAGRAM AND DETAILS - PLUMBING	DRAWING NO. M 24
		PROJECT TITLE TERRITORIAL ADMINISTRATION BUILDING WHITEHORSE, Y. T.	



REVISIONS NO. DATE DESCRIPTION		PROJECT NO. 89857		DRAWING TITLE RISER DIAGRAM AND DETAILS- PLUMBING		DRAWING NO. M 24	
		DATE APR. 74 SCALE AS NOTED		PROJECT TITLE TERRITORIAL ADMINISTRATION BUILDING			
		DRAWN G. L. CHECK		WHITEHORSE, Y.T.			
		APPROVED					

LEGEND

EXISTING INTERIOR WALL	---
EXISTING EXTERIOR WALL	---
GLAZING	---
WORKSTATION	---
BULKHEAD	---
ACOUSTIC INSULATION	---
EXISTING DOOR	---
EXISTING CONNECTION INCLUDES ELECTRICAL AND/OR VOICE-DATA	---
DEDICATED LIGHT SWITCH	---
PAC POLE	---

ALL UNITS ARE IN MILLIMETERS UNLESS SPECIFIED

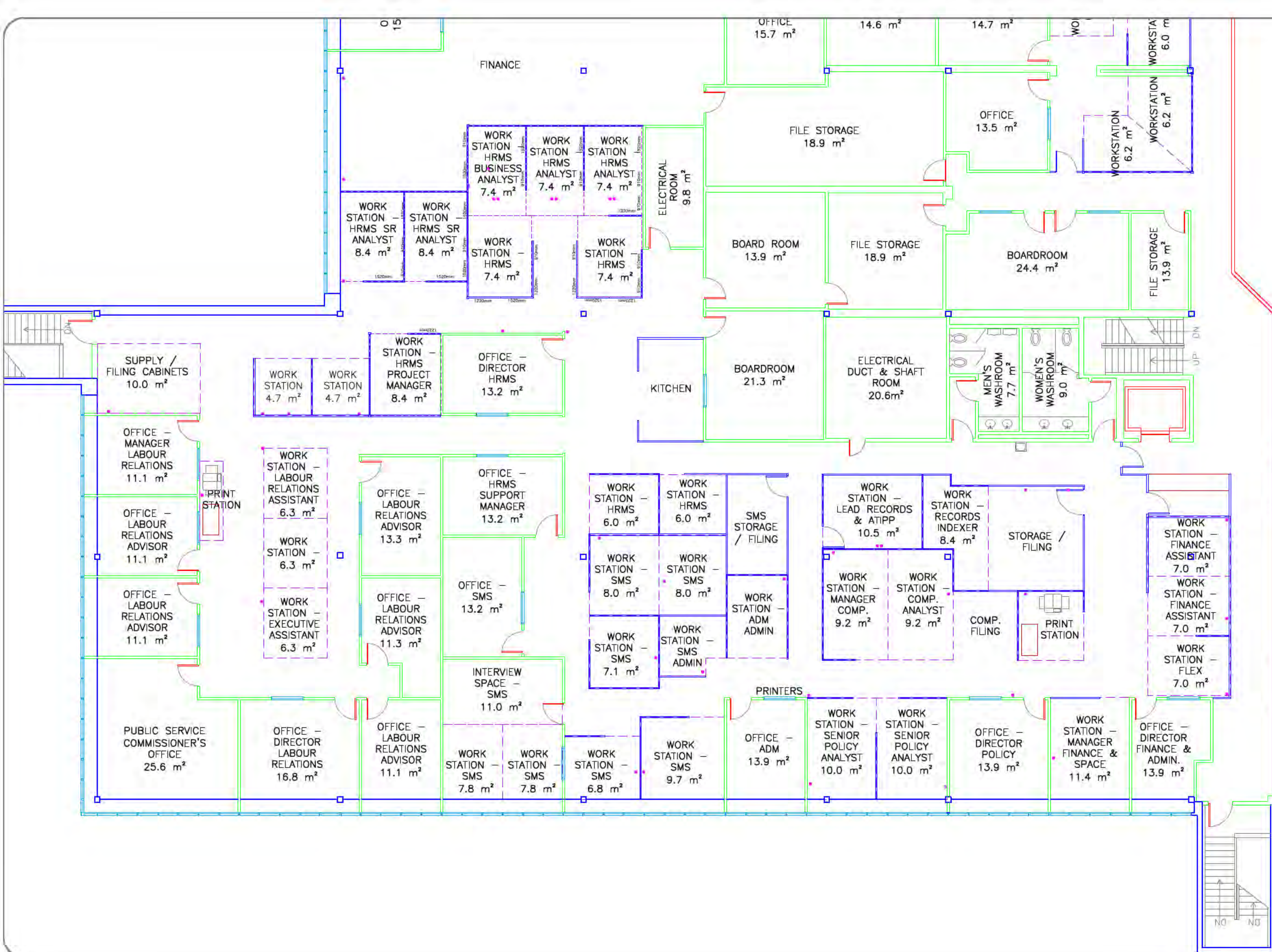
REVISIONS & ISSUES

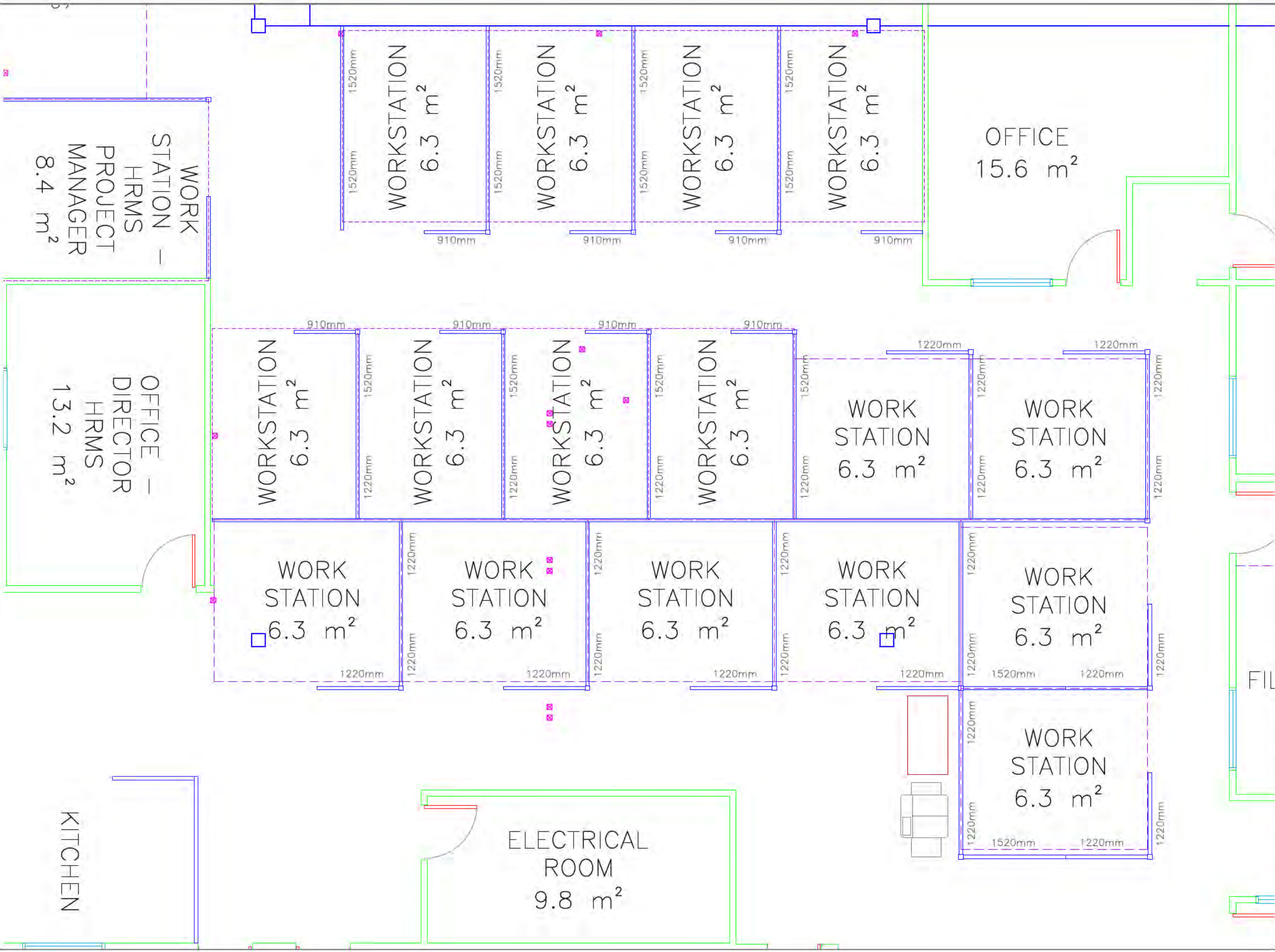
NO.	dd/mm/yy	DESCRIPTION	BY
01	26/01/21	PSC SPACE PLANNING	JC
01	18/11/20	PSC UPDATE MASTER	JC
00	13/05/16	UPDATE MASTER	ME
DRAWN	ME	SCALE	NTS
CHK'D	-		



BLDG # 1259
MAIN ADMINISTRATION BUILDING
2071 SECOND AVENUE
WHITEHORSE, YT

3rd FLOOR PLAN EAST SIDE:
PSC PROPOSED
FINAL





NOTES/REFERENCES

0244

DRAWINGS

LEGEND

EXISTING INTERIOR WALL

EXISTING EXTERIOR WALL

GLAZING

WORKSTATION

BULKHEAD

ACOUSTIC INSULATION

EXISTING DOOR

EXISTING CONNECTION
INCLUDES ELECTRICAL AND/OR VOICE-DATA

DEDICATED LIGHT SWITCH

PAC POLE

ALL UNITS ARE IN MILLIMETERS UNLESS SPECIFIED

REVISIONS & ISSUES

-	17/02/21	PSC SPACE PLANNING	JC
01	18/11/20	PSC UPDATE MASTER	JC
00	13/05/16	UPDATE MASTER	ME

NO	dd/mm/yy	DESCRIPTION	BY
DRAWN	ME	SCALE	NTS
CHK'D	-		

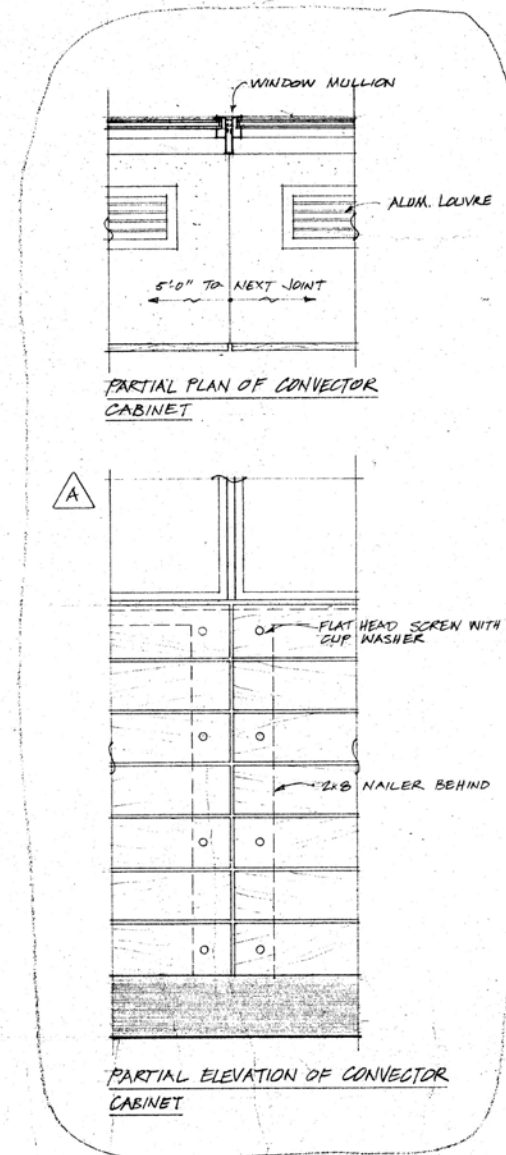
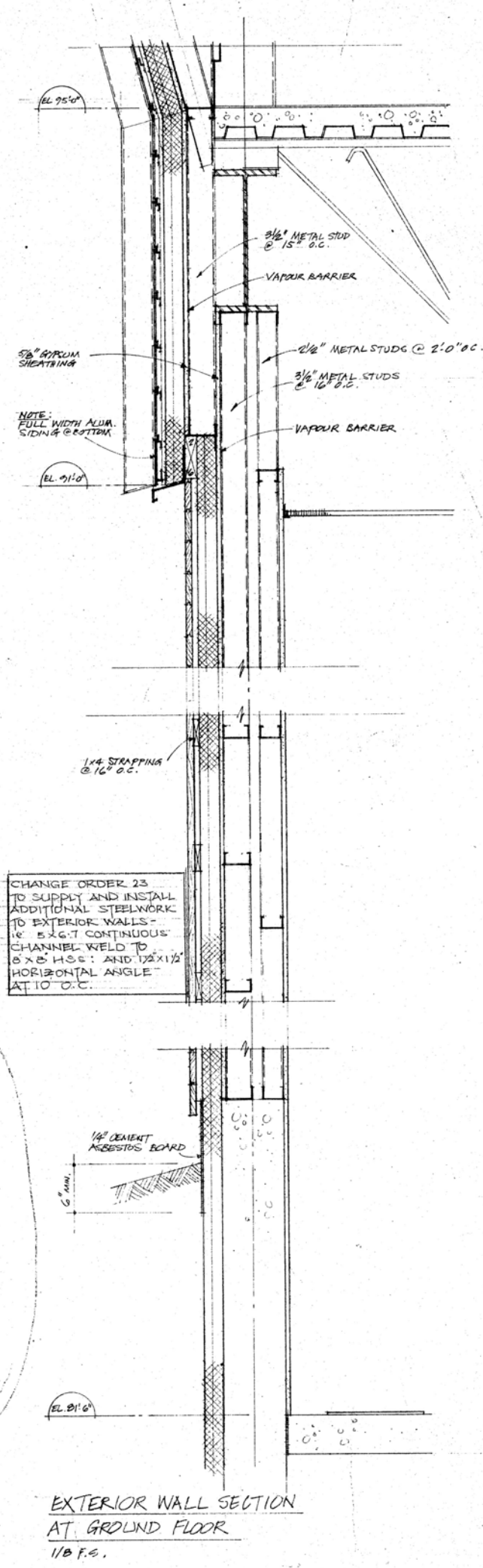
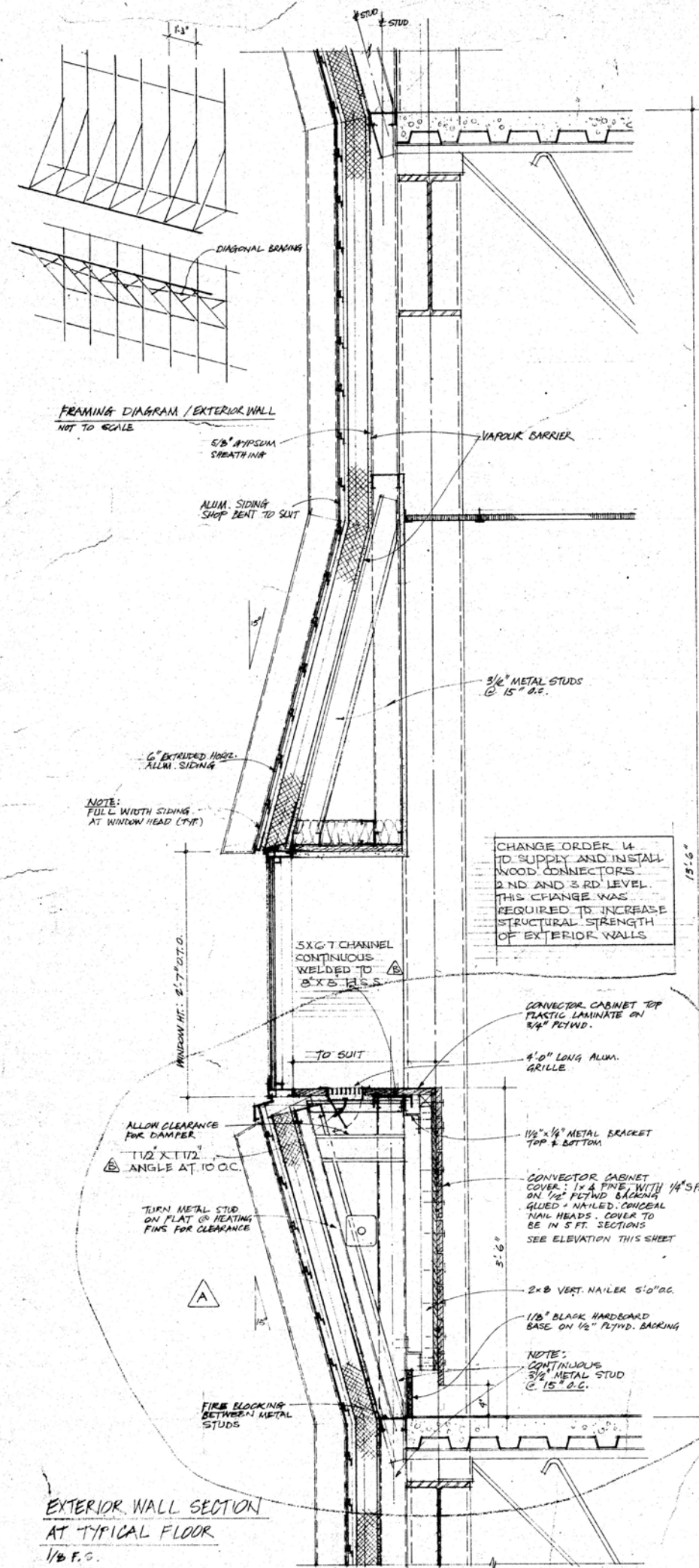
Yukon

BLDG # 1259
MAIN ADMINISTRATION BUILDING
2071 SECOND AVENUE
WHITEHORSE, YT

3rd FLOOR PLAN EAST SIDE:
"BORDER" - FINANCE/PSC
PROPOSAL

Sheet 1 OF 1

REV 00



CHANGE ORDER 14
TO SUPPLY AND INSTALL
WOOD CONNECTORS
2ND AND 3RD LEVEL.
THIS CHANGE WAS
REQUIRED TO INCREASE
STRUCTURAL STRENGTH
OF EXTERIOR WALLS.

CHANGE ORDER 23
TO SUPPLY AND INSTALL
ADDITIONAL STEELWORK
TO EXTERIOR WALLS -
1\"/>

CHANGE ORDER 27
FABRICATION ARCHITECTURAL
CABINETS R2 AND R3.

NO.	DATE	REVISIONS DESCRIPTION
1	10/2/57	REVISED EXTERIOR WALL FRAMING & CONVECTOR CABINET DETAIL
2	10/2/57	REVISED AS NOTED
3	10/2/57	REVISED AS NOTED
4	10/2/57	REVISED AS NOTED

PROJECT NO. 87257	DATE 10/2/57	SCALE 1/8\"/>
APPROVED		



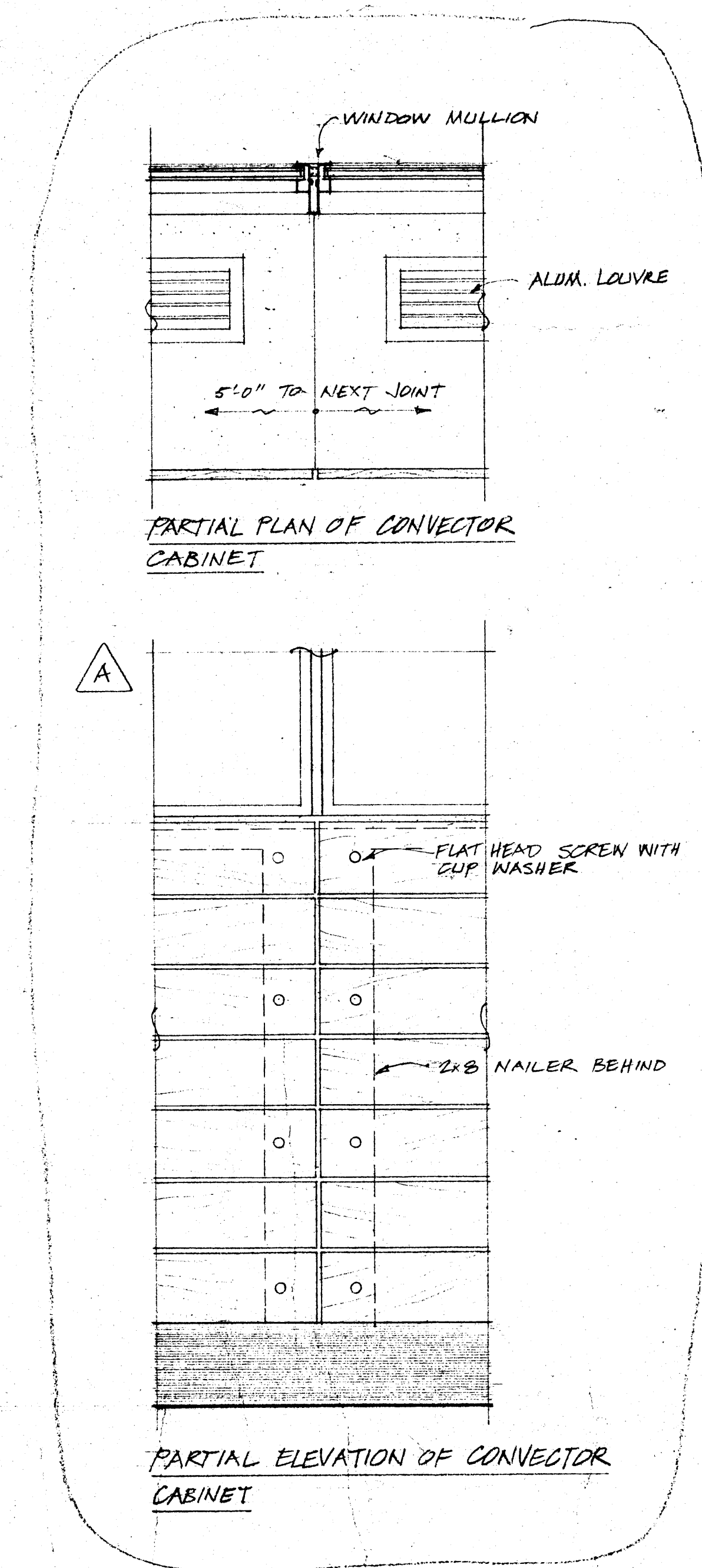
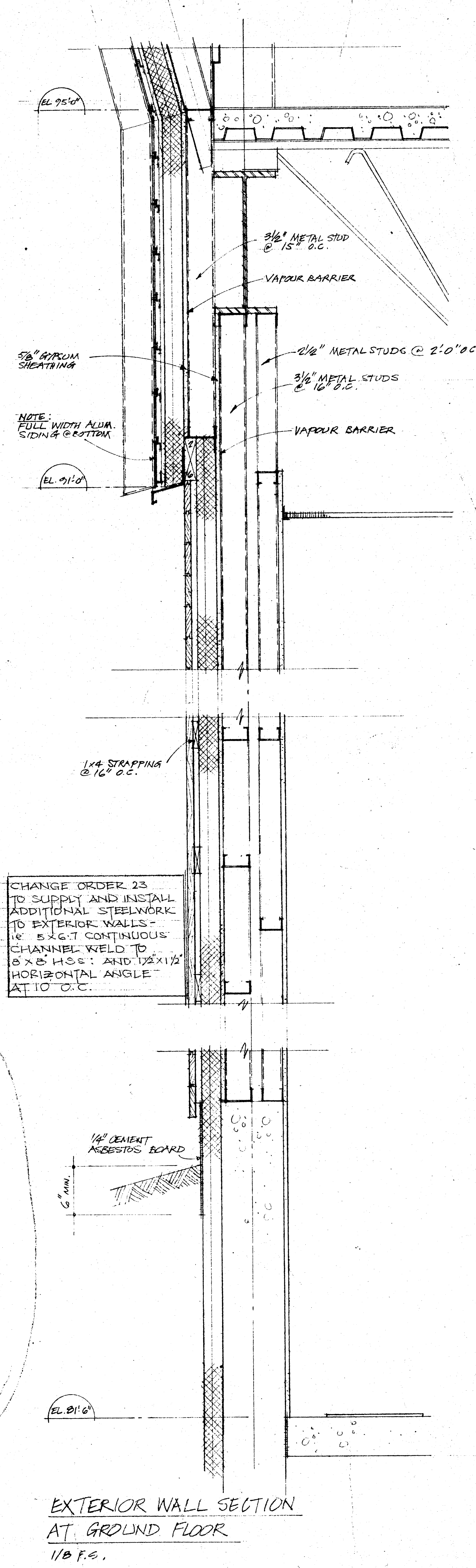
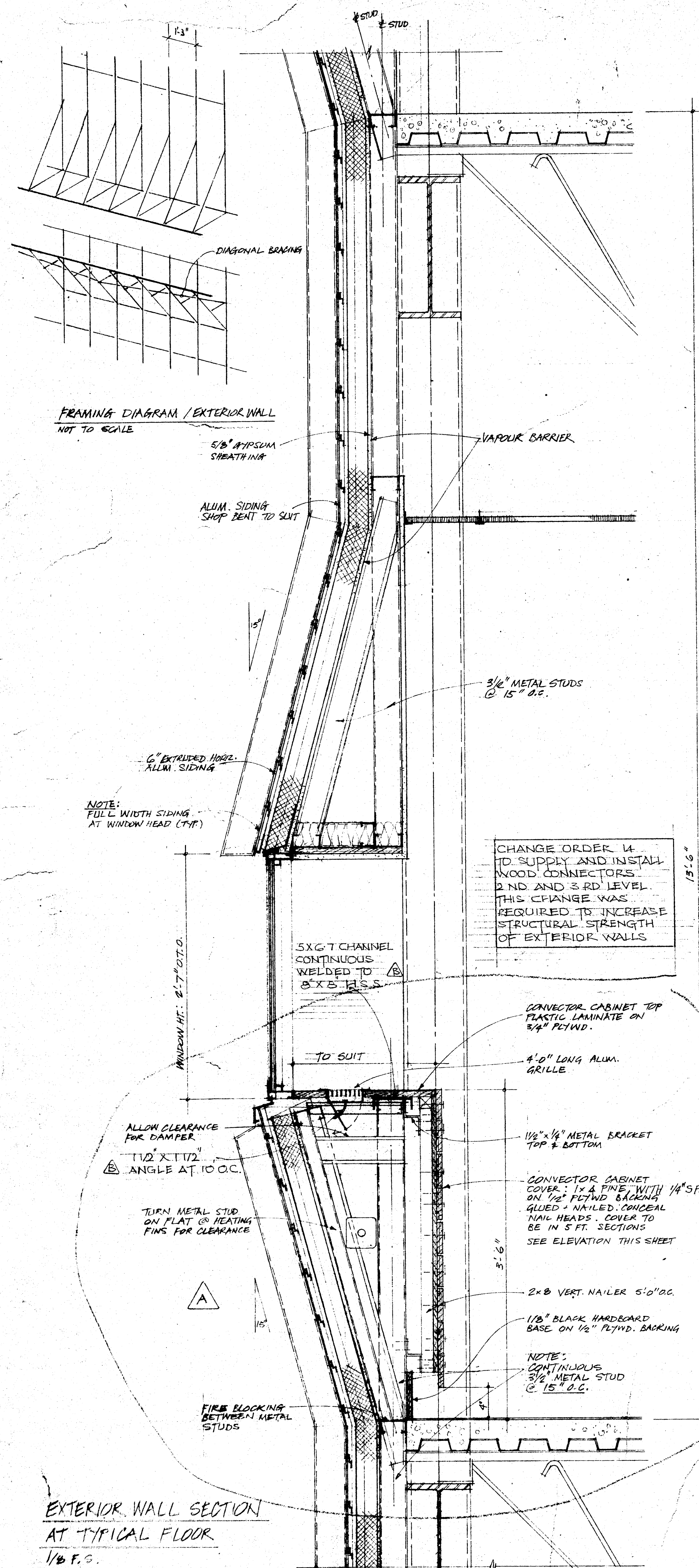
GOVERNMENT
OF THE
YUKON TERRITORY



DRAWING TITLE
WALL SECTIONS - CLARIFICATION (RELATE TO A-16)

PROJECT TITLE
TERRITORIAL ADMINISTRATION BUILDING
WHITEHORSE, Y.T.

DRAWING NO.
RSK-1



CHANGE ORDER 27
FABRICATION ARCHITECTURAL
CABINETS R2 AND R3

CHANGE ORDER 14
TO SUPPLY AND INSTALL
WOOD CONNECTORS
2ND AND 3RD LEVEL
THIS CHANGE WAS
REQUIRED TO INCREASE
STRUCTURAL STRENGTH
OF EXTERIOR WALLS

CHANGE ORDER 23
TO SUPPLY AND INSTALL
ADDITIONAL STEELWORK
TO EXTERIOR WALLS -
1\"/>

CONVECTOR CABINET TOP
PLASTIC LAMINATE ON
3/4\"/>

4'0\"/>

1/2\"/>

CONVECTOR CABINET
COVER: 1\"/>

2\"/>

1/8\"/>

NOTE:
CONTINUOUS
3/4\"/>

1/4\"/>

EL. 21'0\"/>

EXTERIOR WALL SECTION
AT TYPICAL FLOOR
1/8 F.S.

EXTERIOR WALL SECTION
AT GROUND FLOOR
1/8 F.S.

GOVERNMENT
OF THE
YUKON TERRITORY

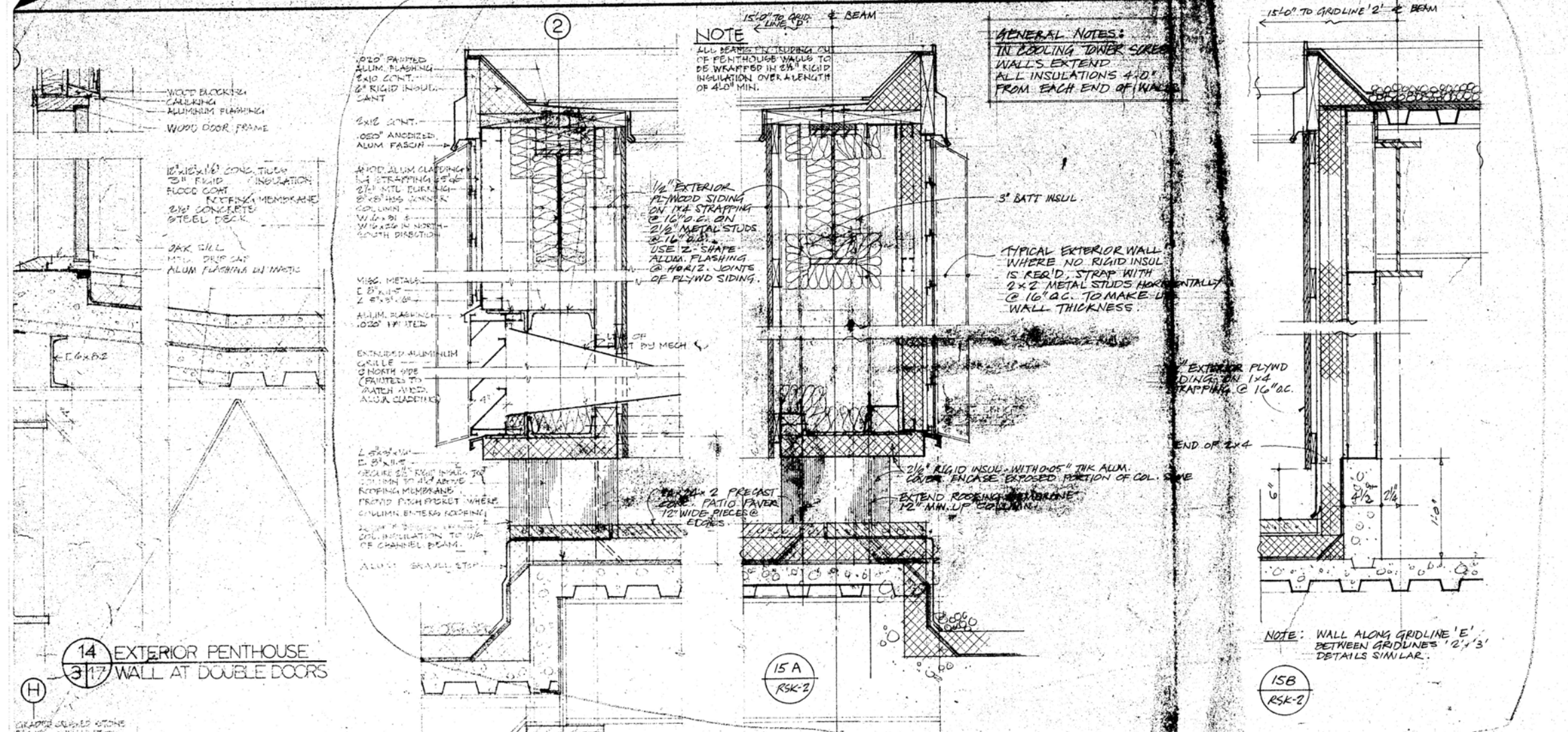


DRAWING TITLE
WALL SECTIONS - CLARIFICATION (RELATE TO A-16)
PROJECT TITLE
TERRITORIAL ADMINISTRATION BUILDING
WHITEHORSE, Y.T.

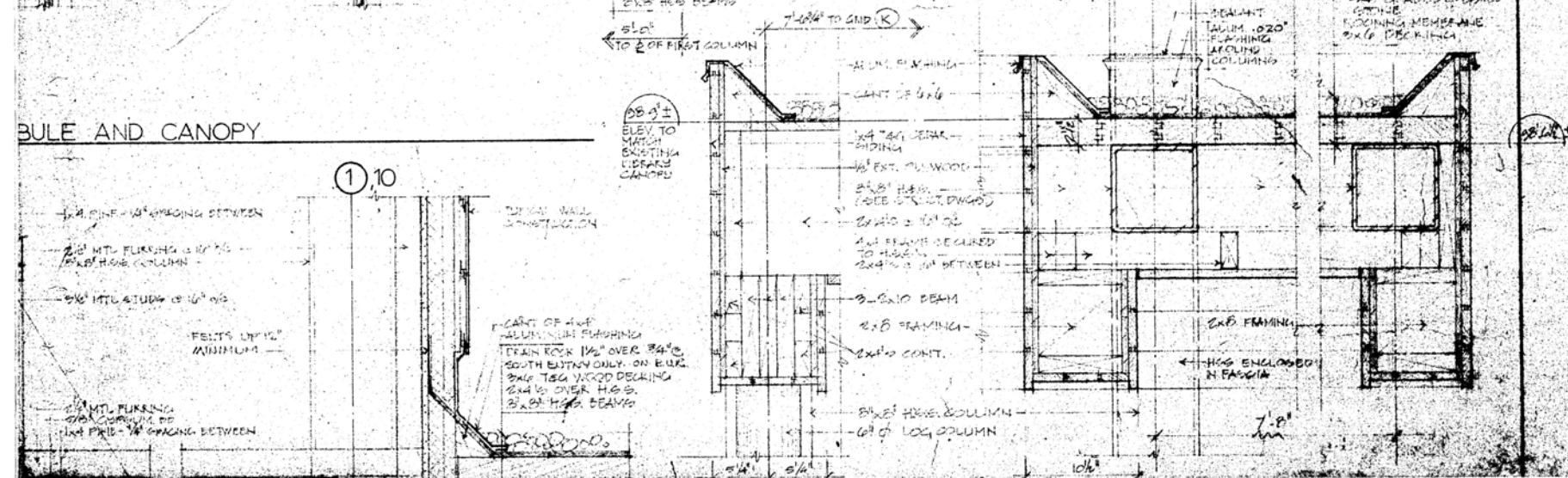
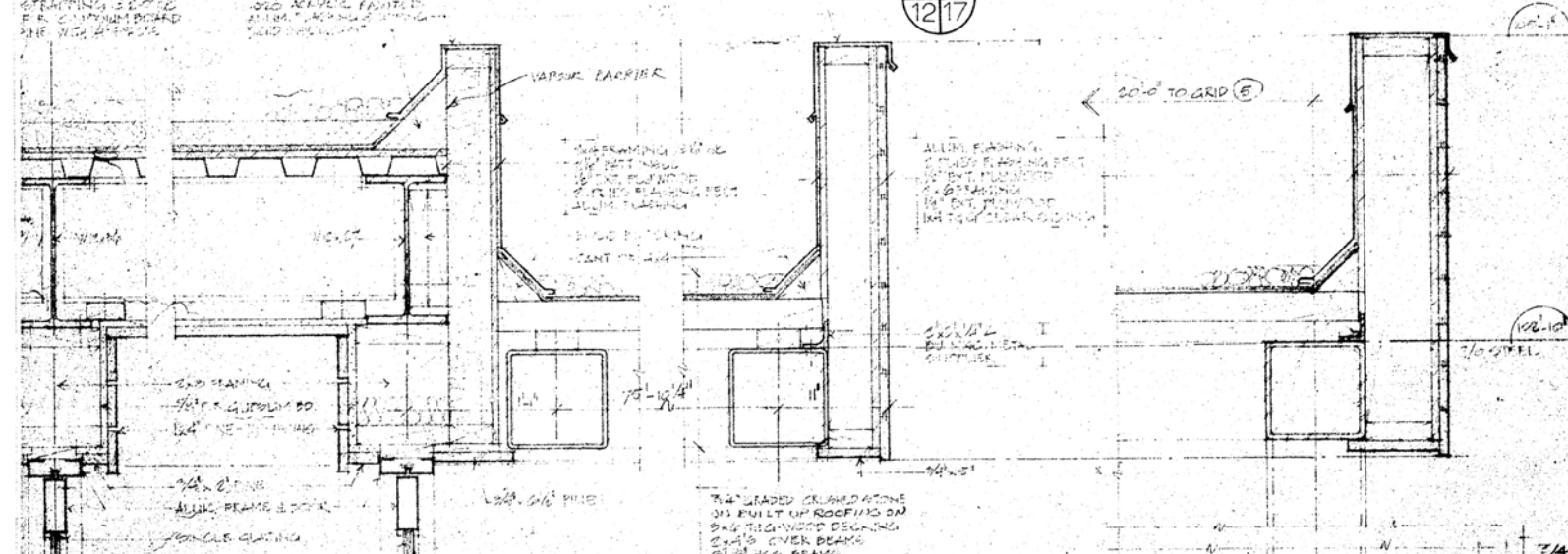
DRAWING NO.

RSK-1

NO.	DATE	REVISIONS DESCRIPTION	PROJECT NO. 87257
1	1/1/87	REVISED EXTERIOR WALL FRAMING & CONVECTOR CABINET DETAIL	DATE SCALE 6-20-78 1/8\"/>
2	1/1/87	REVISED EXTERIOR WALL FRAMING & CONVECTOR CABINET DETAIL	APPROVED



15 MECH. GRILLE AT COOLING TOWER



CHANGE ORDER 34
SUPPLY AND INSTALL LABOUR
AND MATERIAL TO LINE
EXTERIOR WALLS IN COOLING
TOWER AREA

WALL SECTIONS - CLARIFICATION

TERRITORIAL ADMINISTRATION BUILDING
WHITEHORSE, Y.T.

PUBLIC WORKS CANADA PACIFIC REGION

DRAWN: KL. CHANG 21 OCT 74

RSK-2
(RELATE TO A.17)

GRATED CURBED STONE

RSK-2

RSK-2

15 MECH GRILLE AT COOLING TOWER

170. REAR
CONCRETE & BRICK
F. R. C. IN MOUNTAIN
KING WITH AIR-COND.

JOE MARSH FORTIFIED
AT 1942, RECORDS SHOWING
REAR WALLS

METAL GRILL AT COOLING TOWER

1217

EXTERIOR WALLS IN COOLING
TOWER AREA

[illegible]

1998, 1999, 2000, 2001, 2002, 2003, 2004, 2005, 2006, 2007, 2008, 2009, 2010, 2011, 2012, 2013, 2014, 2015, 2016, 2017, 2018, 2019, 2020, 2021, 2022, 2023, 2024, 2025, 2026, 2027, 2028, 2029, 2030, 2031, 2032, 2033, 2034, 2035, 2036, 2037, 2038, 2039, 2040, 2041, 2042, 2043, 2044, 2045, 2046, 2047, 2048, 2049, 2050, 2051, 2052, 2053, 2054, 2055, 2056, 2057, 2058, 2059, 2060, 2061, 2062, 2063, 2064, 2065, 2066, 2067, 2068, 2069, 2070, 2071, 2072, 2073, 2074, 2075, 2076, 2077, 2078, 2079, 2080, 2081, 2082, 2083, 2084, 2085, 2086, 2087, 2088, 2089, 2090, 2091, 2092, 2093, 2094, 2095, 2096, 2097, 2098, 2099, 2100, 2101, 2102, 2103, 2104, 2105, 2106, 2107, 2108, 2109, 2110, 2111, 2112, 2113, 2114, 2115, 2116, 2117, 2118, 2119, 2120, 2121, 2122, 2123, 2124, 2125, 2126, 2127, 2128, 2129, 2130, 2131, 2132, 2133, 2134, 2135, 2136, 2137, 2138, 2139, 2140, 2141, 2142, 2143, 2144, 2145, 2146, 2147, 2148, 2149, 2150, 2151, 2152, 2153, 2154, 2155, 2156, 2157, 2158, 2159, 2160, 2161, 2162, 2163, 2164, 2165, 2166, 2167, 2168, 2169, 2170, 2171, 2172, 2173, 2174, 2175, 2176, 2177, 2178, 2179, 2180, 2181, 2182, 2183, 2184, 2185, 2186, 2187, 2188, 2189, 2190, 2191, 2192, 2193, 2194, 2195, 2196, 2197, 2198, 2199, 2200, 2201, 2202, 2203, 2204, 2205, 2206, 2207, 2208, 2209, 2210, 2211, 2212, 2213, 2214, 2215, 2216, 2217, 2218, 2219, 2220, 2221, 2222, 2223, 2224, 2225, 2226, 2227, 2228, 2229, 2230, 2231, 2232, 2233, 2234, 2235, 2236, 2237, 2238, 2239, 2240, 2241, 2242, 2243, 2244, 2245, 2246, 2247, 2248, 2249, 2250, 2251, 2252, 2253, 2254, 2255, 2256, 2257, 2258, 2259, 2260, 2261, 2262, 2263, 2264, 2265, 2266, 2267, 2268, 2269, 2270, 2271, 2272, 2273, 2274, 2275, 2276, 2277, 2278, 2279, 2280, 2281, 2282, 2283, 2284, 2285, 2286, 2287, 2288, 2289, 2290, 2291, 2292, 2293, 2294, 2295, 2296, 2297, 2298, 2299, 2300, 2301, 2302, 2303, 2304, 2305, 2306, 2307, 2308, 2309, 2310, 2311, 2312, 2313, 2314, 2315, 2316, 2317, 2318, 2319, 2320, 2321, 2322, 2323, 2324, 2325, 2326, 2327, 2328, 2329, 2330, 2331, 2332, 2333, 2334, 2335, 2336, 2337, 2338, 2339, 2340, 2341, 2342, 2343, 2344, 2345, 2346, 2347, 2348, 2349, 2350, 2351, 2352, 2353, 2354, 2355, 2356, 2357, 2358, 2359, 2360, 2361, 2362, 2363, 2364, 2365, 2366, 2367, 2368, 2369, 2370, 2371, 2372, 2373, 2374, 2375, 2376, 2377, 2378, 2379, 2380, 2381, 2382, 2383, 2384, 2385, 2386, 2387, 2388, 2389, 2390, 2391, 2392, 2393, 2394, 2395, 2396, 2397, 2398, 2399, 2400, 2401, 2402, 2403, 2404, 2405, 2406, 2407, 2408, 2409, 2410, 2411, 2412, 2413, 2414, 2415, 2416, 2417, 2418, 2419, 2420, 2421, 2422, 2423, 2424, 2425, 2426, 2427, 2428, 2429, 2430, 2431, 2432, 2433, 2434, 2435, 2436, 2437, 2438, 2439, 2440, 2441, 2442, 2443, 2444, 2445, 2446, 2447, 2448, 2449, 2450, 2451, 2452, 2453, 2454, 2455, 2456, 2457, 2458, 2459, 2460, 2461, 2462, 2463, 2464, 2465, 2466, 2467, 2468, 2469, 2470, 2471, 2472, 2473, 2474, 2475, 2476, 2477, 2478, 2479, 2480, 2481, 2482, 2483, 2484, 2485, 2486, 2487, 2488, 2489, 2490, 2491, 2492, 2493, 2494, 2495, 2496, 2497, 2498, 2499, 2500, 2501, 2502, 2503, 2504, 2505, 2506, 2507, 2508, 2509, 2510, 2511, 2512, 2513, 2514, 2515, 2516, 2517, 2518, 2519, 2520, 2521, 2522, 2523, 2524, 2525, 2526, 2527, 2528, 2529, 2530, 2531, 2532, 2533, 2534, 2535, 2536, 2537, 2538, 2539, 2540, 2541, 2542, 2543, 2544, 2545, 2546, 2547, 2548, 2549, 2550, 2551, 2552, 2553, 2554, 2555, 2556, 2557, 2558, 2559, 2560, 2561, 2562, 2563, 2564, 2565, 2566, 2567, 2568, 2569, 2570, 2571, 2572, 2573, 2574, 2575, 2576, 2577, 2578, 2579, 2580, 2581, 2582, 2583, 2584, 2585, 2586, 2587, 2588, 2589, 2590, 2591, 2592, 2593, 2594, 2595, 2596, 2597, 2598, 2599, 2600, 2601, 2602, 2603, 2604, 2605, 2606, 2607, 2608, 2609, 2610, 2611, 2612, 2613, 2614, 2615, 2616, 2617, 2618, 2619, 2620, 2621, 2622, 2623, 2624, 2625, 2626, 2627, 2628, 2629, 2630, 2631, 2632, 2633, 2634, 2635, 2636, 2637, 2638, 2639, 2640, 2641, 2642, 2643, 2644, 2645, 2646, 2647, 2648, 2649, 2650, 2651, 2652, 2653, 2654, 2655, 2656, 2657, 2658, 2659, 2660, 2661, 2662, 2663, 2664, 2665, 2666, 2667, 2668, 2669, 2670, 2671, 2672, 2673, 2674, 2675, 2676, 2677, 2678, 2679, 26


74

PACIFIC REGION

A detail no.	détail no.
B location drawing no.	sur dessin no.
C drawing no.	dessin no.
revisions	date

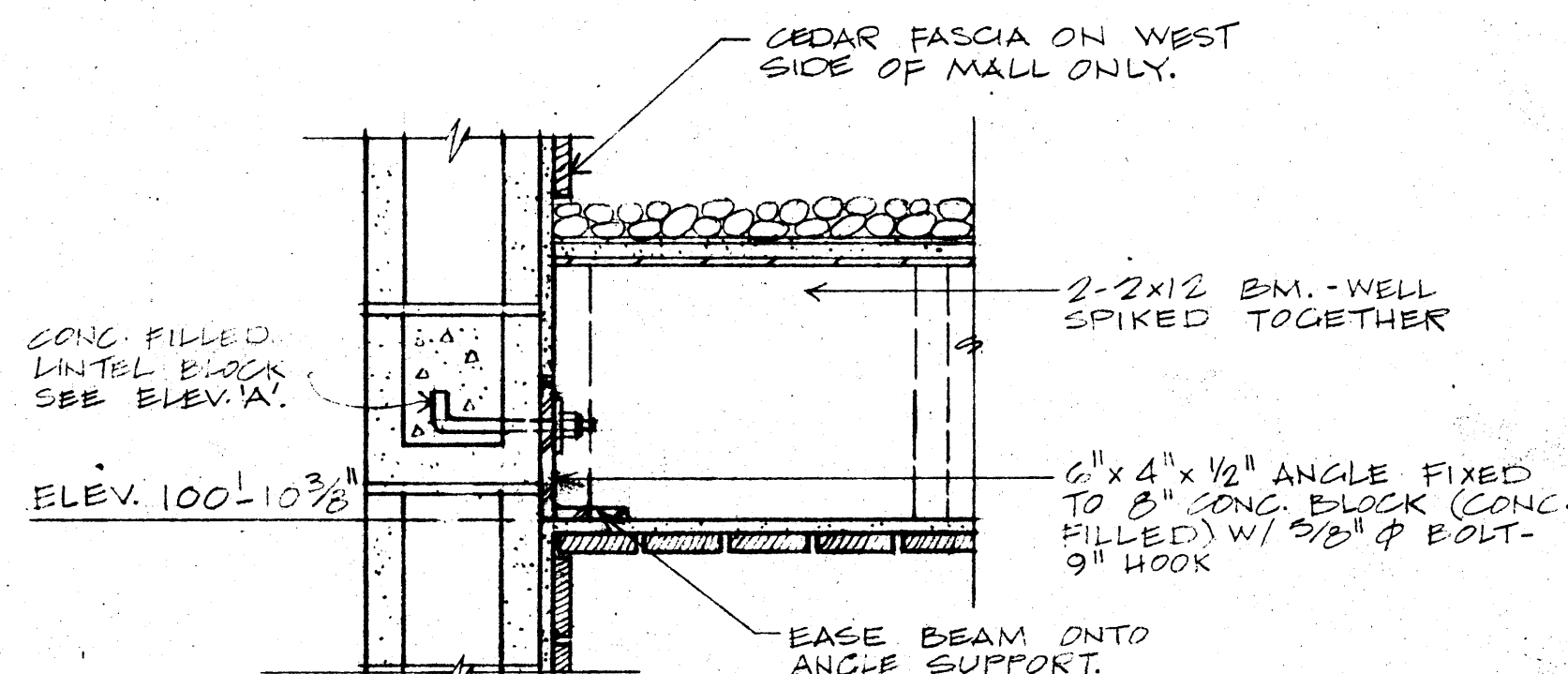
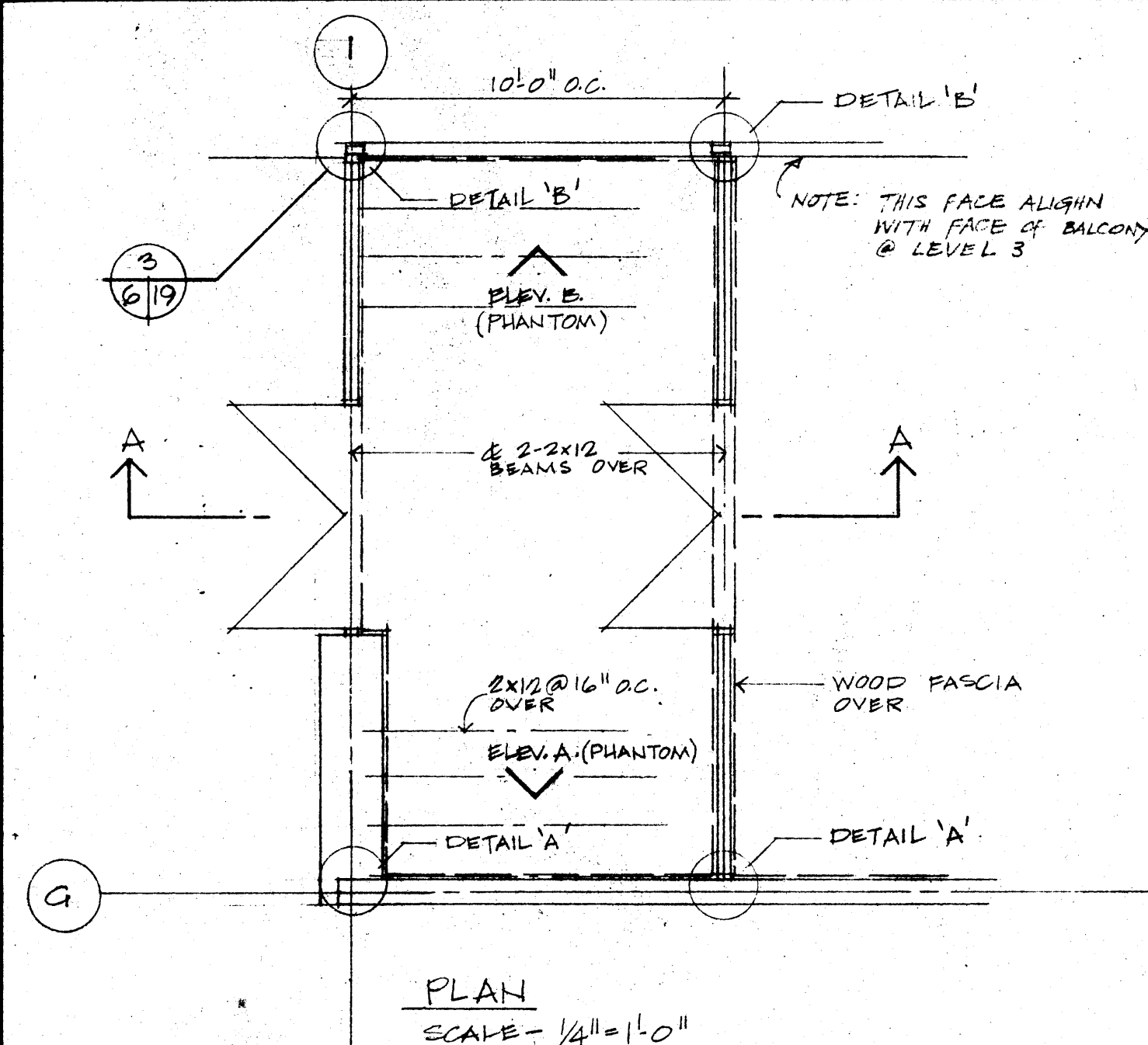
project title titre du projet
TERRITORIAL ADMINISTRATION BUILDING
WHITE HORSE, Y.T.

drawing title titre du dessin
VESTIBULE CEILING DETAILS - NORTH ENTRANCE. 2ND LEVEL

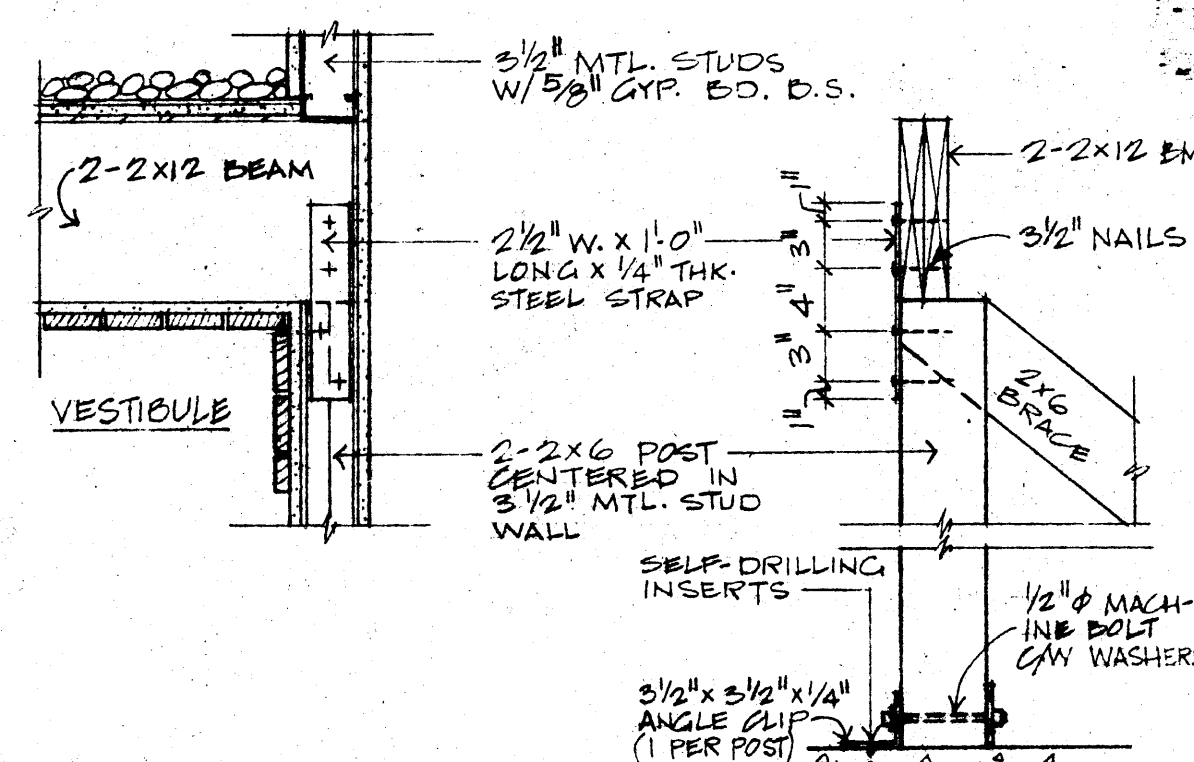
designed by conçu par
 date
 drawn by **R.S.** dessiné par
 date **19.3.75**
 reviewed by examiné par
 date
 approved by  approuvé par
 date **19.3.75**

Tender **D. REEVES** soumission
 D.P.W. Project Manager Administrateur de projets M.T.P.
 project number no. du projet

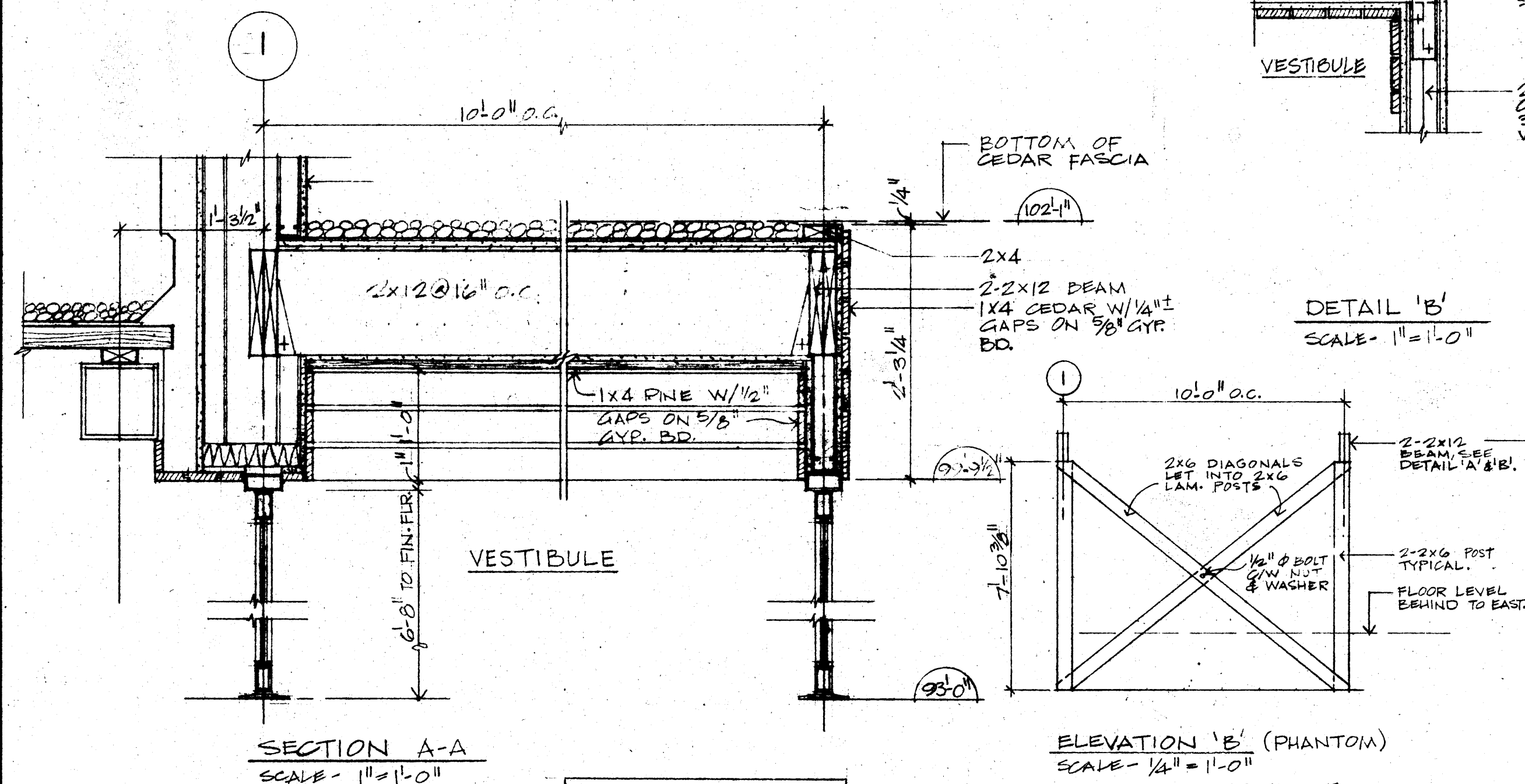
89857
 drawing no. dessin no.
RSK-7 (RELATE TO A17)



DETAIL 'A'
SCALE - 1/2" = 1'-0"



DETAIL 'B'
SCALE - 1" = 1'-0"



SECTION A-A
SCALE - 1" = 1'-0"

CHANGE ORDER 20
 CHANGE IN VESTIBULE
 CEILING DETAIL
 NORTH ENTRANCE

ELEVATION 'B' (PHANTOM)
SCALE - 1/4" = 1'-0"
 THIS SUPPORTING FRAME IS CENTERED INSIDE 3/2" STL. STUD WALL.

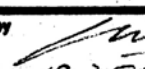
ELEVATION 'A' (PHANTOM)
SCALE - 1/4" = 1'-0"

PACIFIC REGION

A detail no. détail no.
 B location drawing no. sur dessin no.
 C drawing no. dessin no.

project title titre du projet
**TERRITORIAL ADMINIS-
 TRATION BUILDING
 WHITE HORSE, Y.T.**

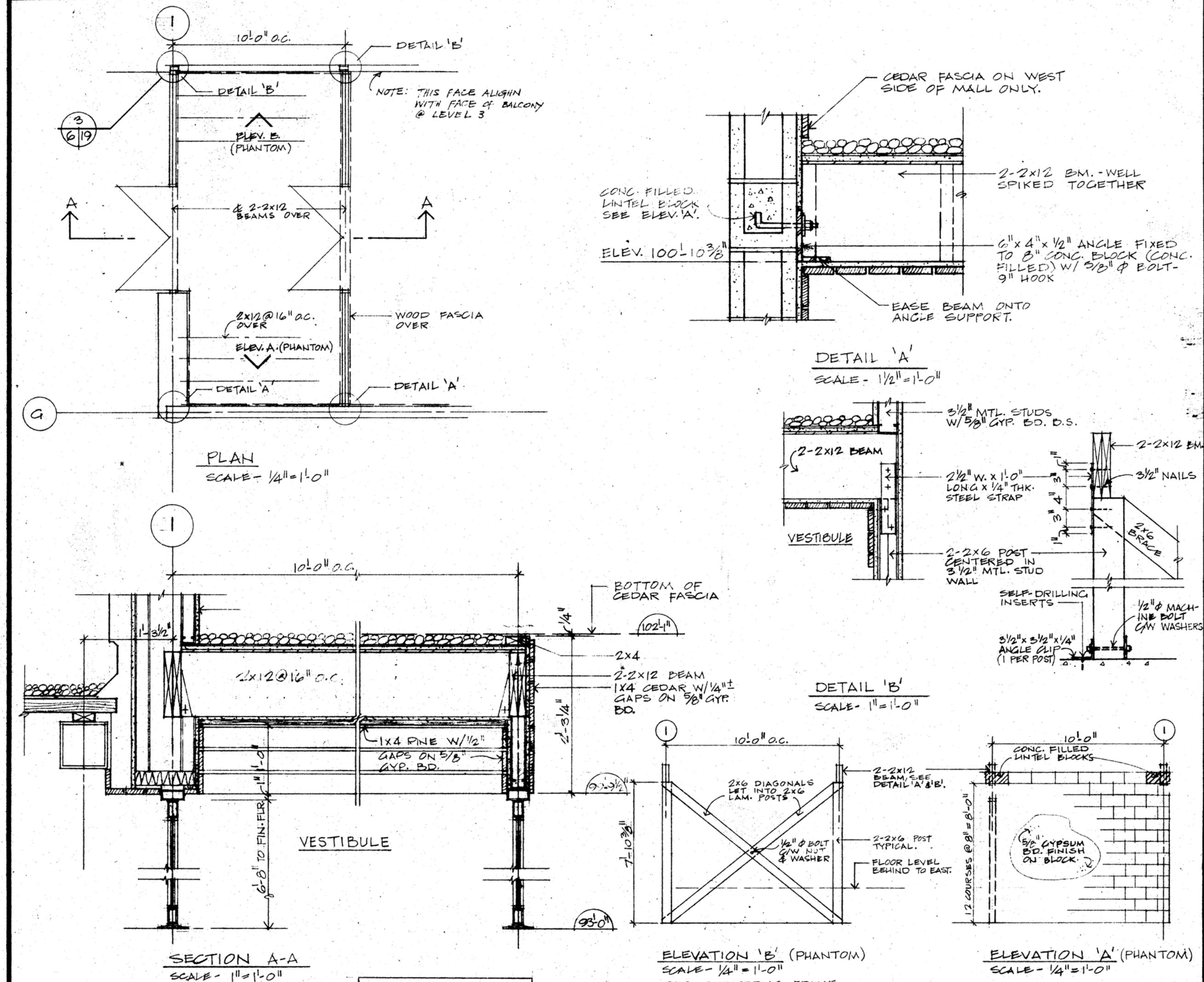
drawing title titre du dessin
**VESTIBULE CEILING
 DETAILS - NORTH
 ENTRANCE. 2ND LEVEL**

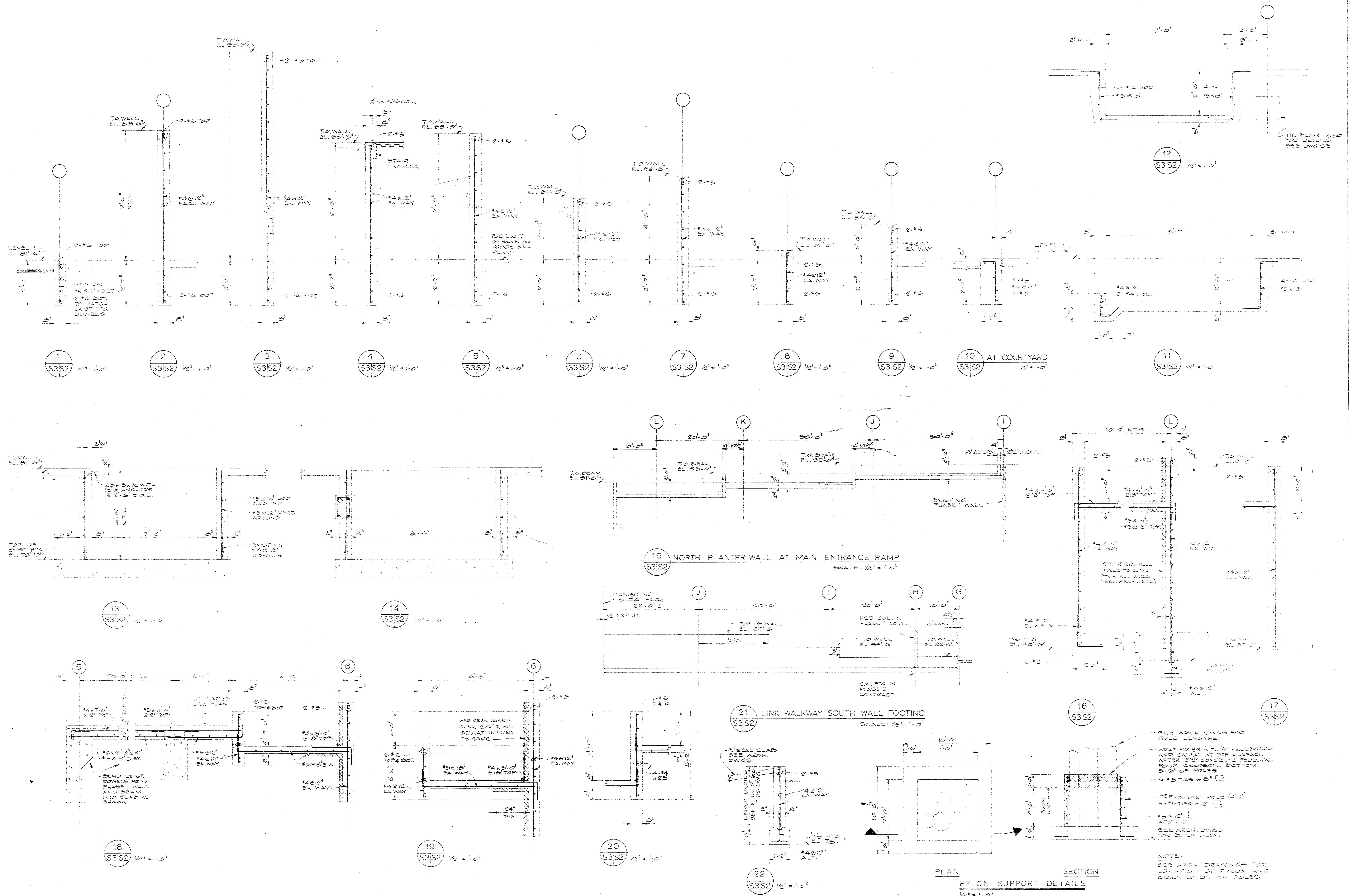
designed by conçu par
 date
 drawn by **R.S.** dessiné par
 date **19.3.75**
 reviewed by examiné par
 date
 approved by  approuvé par
 date **19.3.75**

Tender **D. REEVES** soumission
 D.P.W. Project Manager Administrateur de projets M.T.P.
 project number no. du projet

89857

drawing no. dessin no.
RSK-7 (RELATE TO A17)






BUSH & BOHLMAN LTD.
consulting engineers

NO.	DATE	REVISIONS DESCRIPTION
1	1/4/74	DESIGNED FOR PHASE II MAIN CONTRACT
2	2/10/74	REVISED TO ME 2/10/74

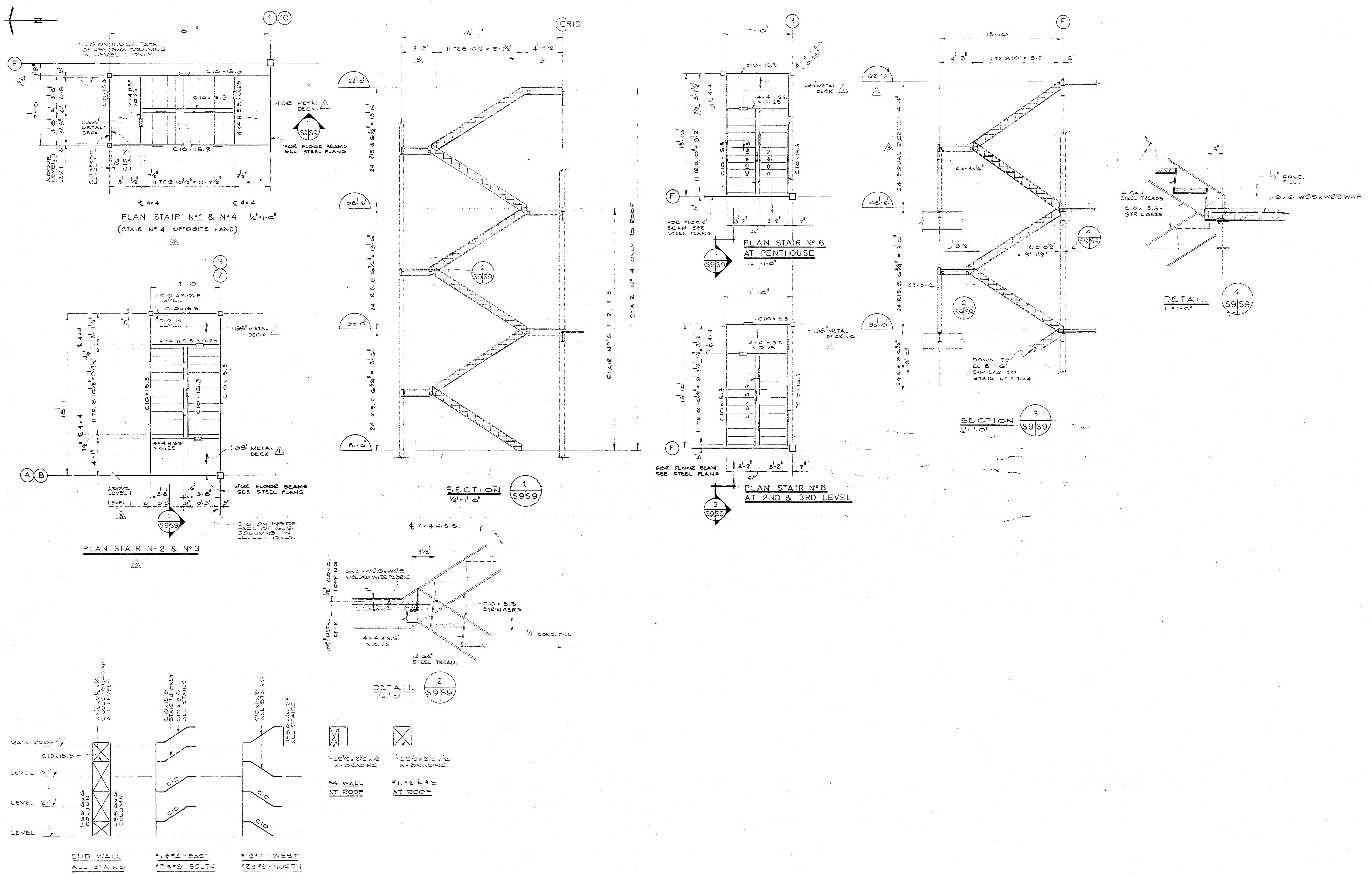
PROJECT NO. 89657
DATE APR 1/74
SCALE NOTED
DRAWN SOP
CHECK HC
APPROVED 1/1/74

GOVERNMENT
OF THE
YUKON TERRITORY



DRAWING TITLE
FOUNDATION DETAILS
PROJECT TITLE
TERRITORIAL ADMINISTRATION BUILDING
WHITEHORSE, Y.T.

DRAWING NO.
S2




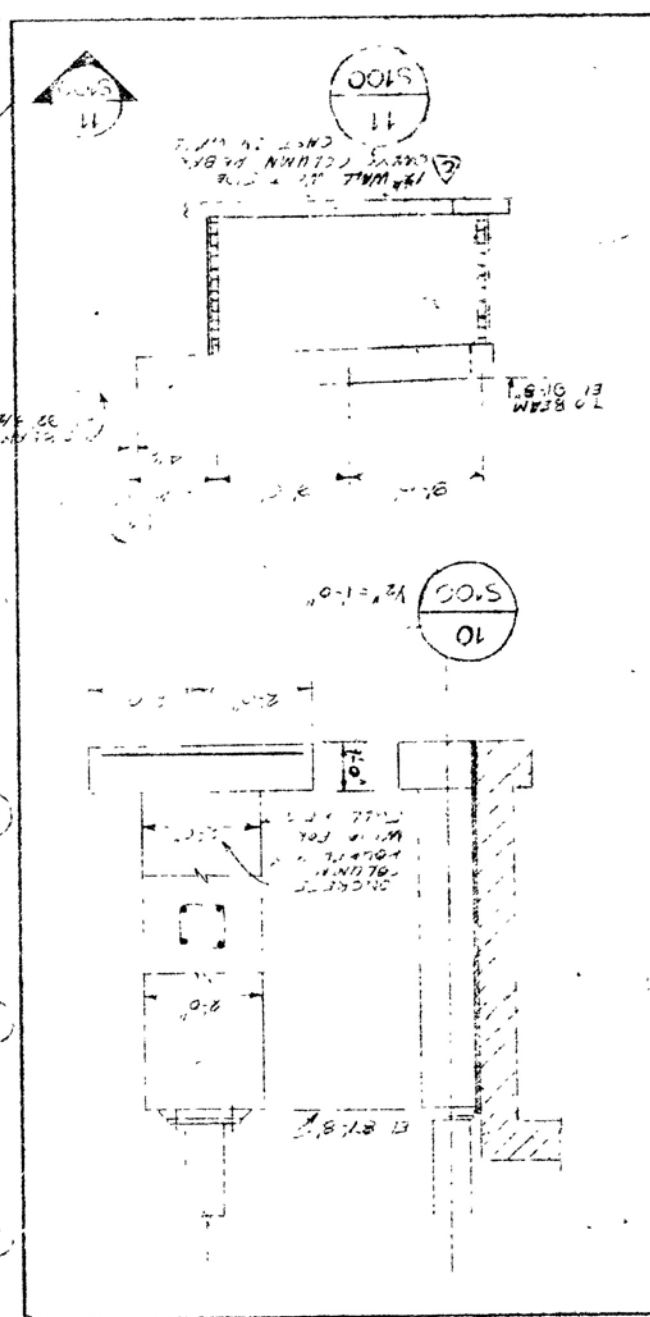
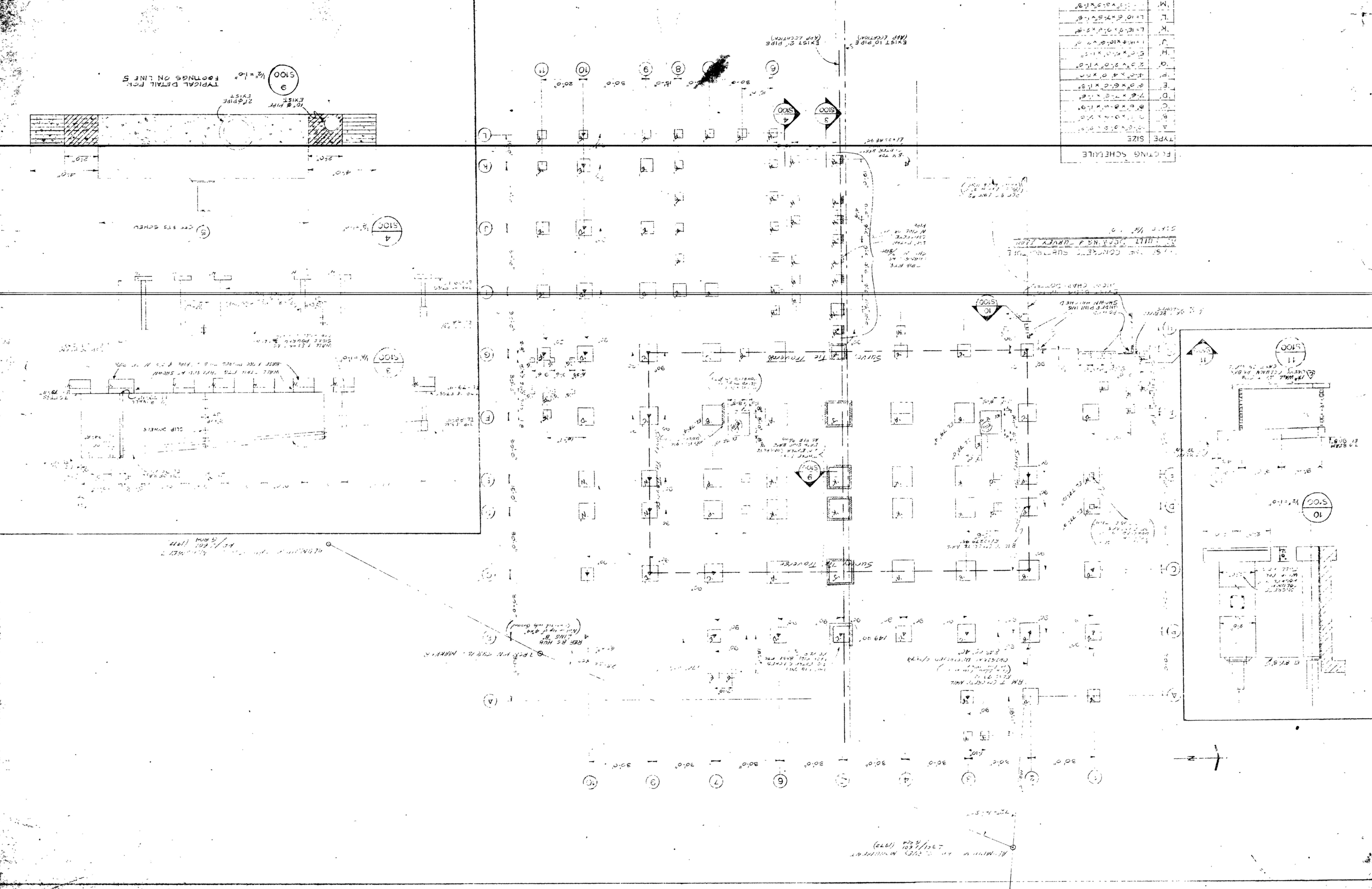
STAIRS NO. 1, 2, 3 & 4 BRACING
SCALE: 1/8" = 1'-0"
NOTE: SEE PLANS FOR DIMENSIONS

BUSH & BOHLMAN LTD. consulting engineers		REVISIONS NO. DATE DESCRIPTION 1 1/1/74 GENERAL REVISION BASED TO COMMON DROVE 2 1/2/74 REVISED LOCATION OF STAIR NO. 1 & NO. 4 RELATIVE TO GRID F 3 22/5/74 LEVEL 1 STRINGERS RELOCATED STAIR NO. 2 TOP RUN REVISED 4 1/4/74 ISSUED FOR PHASE II MAIN CONTRACT 5 18/7/74 Revised to 'As Built'	PROJECT NO. 89857 DATE SCALE NOV. 16/72 NOTED DRAWN CHECK GT HC APPROVED J.P.C.		GOVERNMENT OF THE YUKON TERRITORY		DRAWING TITLE STAIR SHEET No. 1 PROJECT TITLE TERRITORIAL ADMINISTRATION BUILDING WHITEHORSE, Y.T.		DRAWING NO. S9
---	--	--	--	--	--	--	--	--	--------------------------

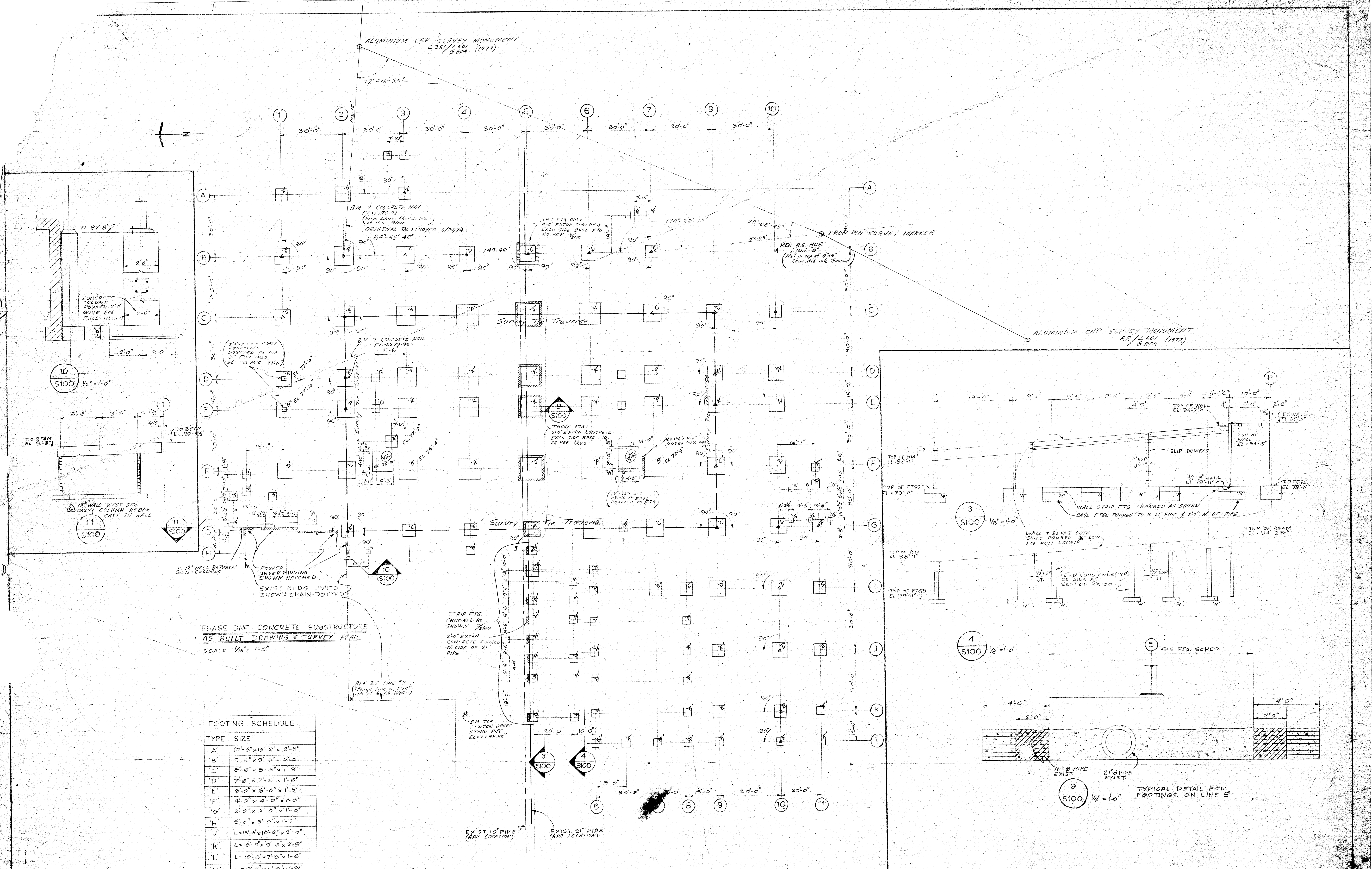


TYPE	SIZE
A	1/2" x 1/2" x 1/2"
B	1/2" x 1/2" x 1/2"
C	1/2" x 1/2" x 1/2"
D	1/2" x 1/2" x 1/2"
E	1/2" x 1/2" x 1/2"
F	1/2" x 1/2" x 1/2"
G	1/2" x 1/2" x 1/2"
H	1/2" x 1/2" x 1/2"
I	1/2" x 1/2" x 1/2"
J	1/2" x 1/2" x 1/2"
K	1/2" x 1/2" x 1/2"
L	1/2" x 1/2" x 1/2"
M	1/2" x 1/2" x 1/2"
N	1/2" x 1/2" x 1/2"
O	1/2" x 1/2" x 1/2"
P	1/2" x 1/2" x 1/2"
Q	1/2" x 1/2" x 1/2"
R	1/2" x 1/2" x 1/2"
S	1/2" x 1/2" x 1/2"
T	1/2" x 1/2" x 1/2"
U	1/2" x 1/2" x 1/2"
V	1/2" x 1/2" x 1/2"
W	1/2" x 1/2" x 1/2"
X	1/2" x 1/2" x 1/2"
Y	1/2" x 1/2" x 1/2"
Z	1/2" x 1/2" x 1/2"

KLODIKE ENTERPRISES
 LTD.
 WHITEHORSE, YT.
 DATE: JULY 13, 1973
 SCALE: AS NOTED
 DRAWN BY: CWR
 CHECKED BY: CWR
 PROJECT TITLE
 PHASE ONE CONCRETE SUBSTRUCTURES
 AS BUILT DRAWING & SURVEY PLAN
 DRAWING
 S100

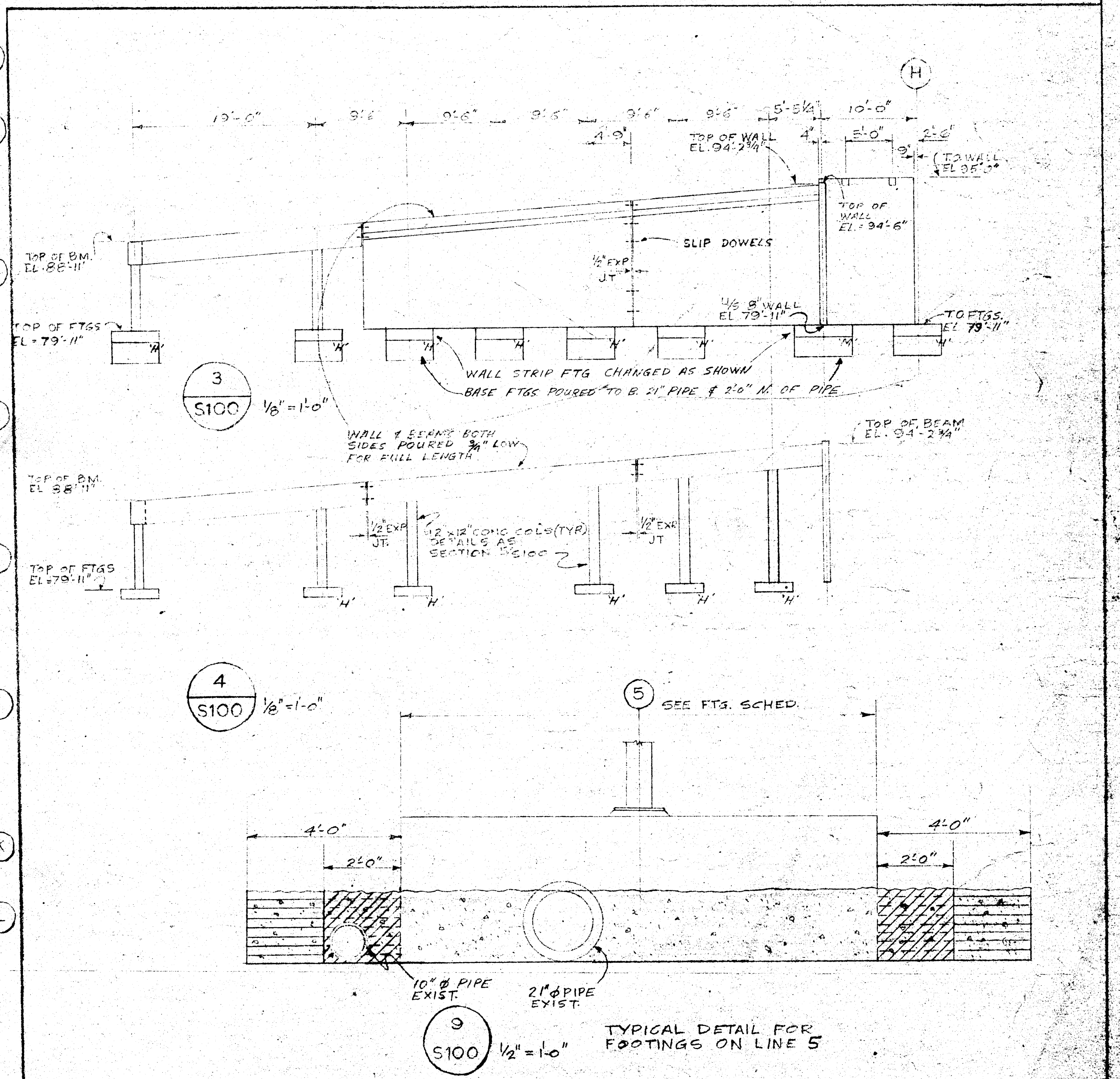


TYPICAL DETAIL FOR LINE 5
 10" DIA. PIPE
 1/2" x 1/2" x 1/2"
 2" DIA. PIPE
 1/2" x 1/2" x 1/2"
 4" x 4" x 4"
 2" x 2" x 2"
 1" x 1" x 1"
 1/2" x 1/2" x 1/2"
 1/4" x 1/4" x 1/4"
 1/8" x 1/8" x 1/8"
 1/16" x 1/16" x 1/16"
 1/32" x 1/32" x 1/32"
 1/64" x 1/64" x 1/64"
 1/128" x 1/128" x 1/128"
 1/256" x 1/256" x 1/256"
 1/512" x 1/512" x 1/512"
 1/1024" x 1/1024" x 1/1024"
 1/2048" x 1/2048" x 1/2048"
 1/4096" x 1/4096" x 1/4096"
 1/8192" x 1/8192" x 1/8192"
 1/16384" x 1/16384" x 1/16384"
 1/32768" x 1/32768" x 1/32768"
 1/65536" x 1/65536" x 1/65536"
 1/131072" x 1/131072" x 1/131072"
 1/262144" x 1/262144" x 1/262144"
 1/524288" x 1/524288" x 1/524288"
 1/1048576" x 1/1048576" x 1/1048576"
 1/2097152" x 1/2097152" x 1/2097152"
 1/4194304" x 1/4194304" x 1/4194304"
 1/8388608" x 1/8388608" x 1/8388608"
 1/16777216" x 1/16777216" x 1/16777216"
 1/33554432" x 1/33554432" x 1/33554432"
 1/67108864" x 1/67108864" x 1/67108864"
 1/134217728" x 1/134217728" x 1/134217728"
 1/268435456" x 1/268435456" x 1/268435456"
 1/536870912" x 1/536870912" x 1/536870912"
 1/1073741824" x 1/1073741824" x 1/1073741824"
 1/2147483648" x 1/2147483648" x 1/2147483648"
 1/4294967296" x 1/4294967296" x 1/4294967296"
 1/8589934592" x 1/8589934592" x 1/8589934592"
 1/17179869184" x 1/17179869184" x 1/17179869184"
 1/34359738368" x 1/34359738368" x 1/34359738368"
 1/68719476736" x 1/68719476736" x 1/68719476736"
 1/137438953472" x 1/137438953472" x 1/137438953472"
 1/274877906944" x 1/274877906944" x 1/274877906944"
 1/549755813888" x 1/549755813888" x 1/549755813888"
 1/1099511627776" x 1/1099511627776" x 1/1099511627776"
 1/2199023255552" x 1/2199023255552" x 1/2199023255552"
 1/4398046511104" x 1/4398046511104" x 1/4398046511104"
 1/8796093022208" x 1/8796093022208" x 1/8796093022208"
 1/17592186044416" x 1/17592186044416" x 1/17592186044416"
 1/35184372088832" x 1/35184372088832" x 1/35184372088832"
 1/70368744177664" x 1/70368744177664" x 1/70368744177664"
 1/140737488355328" x 1/140737488355328" x 1/140737488355328"
 1/281474976710656" x 1/281474976710656" x 1/281474976710656"
 1/562949953421312" x 1/562949953421312" x 1/562949953421312"
 1/1125899906842624" x 1/1125899906842624" x 1/1125899906842624"
 1/2251799813685248" x 1/2251799813685248" x 1/2251799813685248"
 1/4503599627370496" x 1/4503599627370496" x 1/4503599627370496"
 1/9007199254740992" x 1/9007199254740992" x 1/9007199254740992"
 1/18014398509481984" x 1/18014398509481984" x 1/18014398509481984"
 1/36028797018963968" x 1/36028797018963968" x 1/36028797018963968"
 1/72057594037927936" x 1/72057594037927936" x 1/72057594037927936"
 1/144115188075855872" x 1/144115188075855872" x 1/144115188075855872"
 1/288230376151711744" x 1/288230376151711744" x 1/288230376151711744"
 1/576460752303423488" x 1/576460752303423488" x 1/576460752303423488"
 1/1152921504606846976" x 1/1152921504606846976" x 1/1152921504606846976"
 1/2305843009213693952" x 1/2305843009213693952" x 1/2305843009213693952"
 1/4611686018427387904" x 1/4611686018427387904" x 1/4611686018427387904"
 1/9223372036854775808" x 1/9223372036854775808" x 1/9223372036854775808"
 1/18446744073709551616" x 1/18446744073709551616" x 1/18446744073709551616"
 1/36893488147419103232" x 1/36893488147419103232" x 1/36893488147419103232"
 1/73786976294838206464" x 1/73786976294838206464" x 1/73786976294838206464"
 1/147573952589676412928" x 1/147573952589676412928" x 1/147573952589676412928"
 1/295147905179352825856" x 1/295147905179352825856" x 1/295147905179352825856"
 1/590295810358705651712" x 1/590295810358705651712" x 1/590295810358705651712"
 1/1180591620717411303424" x 1/1180591620717411303424" x 1/1180591620717411303424"
 1/2361183241434822606848" x 1/2361183241434822606848" x 1/2361183241434822606848"
 1/4722366482869645213696" x 1/4722366482869645213696" x 1/4722366482869645213696"
 1/9444732965739290427392" x 1/9444732965739290427392" x 1/9444732965739290427392"
 1/18889465931478580854784" x 1/18889465931478580854784" x 1/18889465931478580854784"
 1/37778931862957161709568" x 1/37778931862957161709568" x 1/37778931862957161709568"
 1/75557863725914323419136" x 1/75557863725914323419136" x 1/75557863725914323419136"
 1/151115727451828646838272" x 1/151115727451828646838272" x 1/151115727451828646838272"
 1/302231454903657293676544" x 1/302231454903657293676544" x 1/302231454903657293676544"
 1/604462909807314587353088" x 1/604462909807314587353088" x 1/604462909807314587353088"
 1/1208925819614629174706176" x 1/1208925819614629174706176" x 1/1208925819614629174706176"
 1/2417851639229258349412352" x 1/2417851639229258349412352" x 1/2417851639229258349412352"
 1/4835703278458516698824704" x 1/4835703278458516698824704" x 1/4835703278458516698824704"
 1/9671406556917033397649408" x 1/9671406556917033397649408" x 1/9671406556917033397649408"
 1/19342813113834066795298816" x 1/19342813113834066795298816" x 1/19342813113834066795298816"
 1/38685626227668133590597632" x 1/38685626227668133590597632" x 1/38685626227668133590597632"
 1/77371252455336267181195264" x 1/77371252455336267181195264" x 1/77371252455336267181195264"
 1/154742504910672534362390528" x 1/154742504910672534362390528" x 1/154742504910672534362390528"
 1/309485009821345068724781056" x 1/309485009821345068724781056" x 1/309485009821345068724781056"
 1/618970019642690137449562112" x 1/618970019642690137449562112" x 1/618970019642690137449562112"
 1/1237940039285380274899124224" x 1/1237940039285380274899124224" x 1/1237940039285380274899124224"
 1/2475880078570760549798248448" x 1/2475880078570760549798248448" x 1/2475880078570760549798248448"
 1/4951760157141521099596496896" x 1/4951760157141521099596496896" x 1/4951760157141521099596496896"
 1/9903520314283042199192993792" x 1/9903520314283042199192993792" x 1/9903520314283042199192993792"
 1/19807040628566084398385987584" x 1/19807040628566084398385987584" x 1/19807040628566084398385987584"
 1/39614081257132168796771975168" x 1/39614081257132168796771975168" x 1/39614081257132168796771975168"
 1/79228162514264337593543950336" x 1/79228162514264337593543950336" x 1/79228162514264337593543950336"
 1/158456325028528675187087900672" x 1/158456325028528675187087900672" x 1/158456325028528675187087900672"
 1/316912650057057350374175801344" x 1/316912650057057350374175801344" x 1/316912650057057350374175801344"
 1/633825300114114700748351602688" x 1/633825300114114700748351602688" x 1/633825300114114700748351602688"
 1/1267650600228229401496703205376" x 1/1267650600228229401496703205376" x 1/1267650600228229401496703205376"
 1/2535301200456458802993406410752" x 1/2535301200456458802993406410752" x 1/2535301200456458802993406410752"
 1/5070602400912917605986812821504" x 1/5070602400912917605986812821504" x 1/5070602400912917605986812821504"
 1/10141204801825835211973625643008" x 1/10141204801825835211973625643008" x 1/10141204801825835211973625643008"
 1/20282409603651670423947251286016" x 1/20282409603651670423947251286016" x 1/20282409603651670423947251286016"
 1/40564819207303340847894502572032" x 1/40564819207303340847894502572032" x 1/40564819207303340847894502572032"
 1/81129638414606681695789005144064" x 1/81129638414606681695789005144064" x 1/81129638414606681695789005144064"
 1/162259276829213363391578010288128" x 1/162259276829213363391578010288128" x 1/162259276829213363391578010288128"
 1/324518553658426726783156020576256" x 1/324518553658426726783156020576256" x 1/324518553658426726783156020576256"
 1/649037107316853453566312041152512" x 1/649037107316853453566312041152512" x 1/649037107316853453566312041152512"
 1/1298074214633706907132624082305024" x 1/1298074214633706907132624082305024" x 1/1298074214633706907132624082305024"
 1/2596148429267413814265248164610048" x 1/2596148429267413814265248164610048" x 1/2596148429267413814265248164610048"
 1/5192296858534827628530496329220096" x 1/5192296858534827628530496329220096" x 1/5192296858534827628530496329220096"
 1/10384593717069655257060992658440192" x 1/10384593717069655257060992658440192" x 1/10384593717069655257060992658440192"
 1/20769187434139310514121985316880384" x 1/20769187434139310514121985316880384" x 1/20769187434139310514121985316880384"
 1/41538374868278621028243970633760768" x 1/41538374868278621028243970633760768" x 1/41538374868278621028243970633760768"
 1/83076749736557242056487941267521536" x 1/83076749736557242056487941267521536" x 1/83076749736557242056487941267521536"
 1/166153499473114484112975882535043072" x 1/166153499473114484112975882535043072" x 1/166153499473114484112975882535043072"
 1/332306998946228968225951765070086144" x 1/332306998946228968225951765070086144" x 1/332306998946228968225951765070086144"
 1/664613997892457936451903530140172288" x 1/664613997892457936451903530140172288" x 1/664613997892457936451903530140172288"
 1/1329227995784915872903807060280344576" x 1/1329227995784915872903807060280344576" x 1/1329227995784915872903807060280344576"
 1/2658455991569831745807614120560689152" x 1/2658455991569831745807614120560689152" x 1/2658455991569831745807614120560689152"
 1/5316911983139663491615228241121378304" x 1/5316911983139663491615228241121378304" x 1/5316911983139663491615228241121378304"
 1/10633823966279326983230456482242756608" x 1/10633823966279326983230456482242756608" x 1/10633823966279326983230456482242756608"
 1/21267647932558653966460912964485513216" x 1/21267647932558653966460912964485513216" x 1/21267647932558653966460912964485513216"
 1/42535295865117307932921825928971026432" x 1/42535295865117307932921825928971026432" x 1/42535295865117307932921825928971026432"
 1/85070591730234615865843651857942052864" x 1/85070591730234615865843651857942052864" x 1/85070591730234615865843651857942052864"
 1/170141183460469231731687303715884105728" x 1/170141183460469231731687303715884105728" x 1/170141183460469231731687303715884105728"
 1/340282366920938463463374607431768211456" x 1/340282366920938463463374607431768211456" x 1/340282366920938463463374607431768211456"
 1/680564733841876926926749214863536422912" x 1/680564733841876926926749214863536422912" x 1/680564733841876926926749214863536422912"
 1/1361129467683753853853498429727072845824" x 1/1361129467683753853853498429727072845824" x 1/1361129467683753853853498429727072845824"
 1/2722258935367507707706996859454145691648" x 1/2722258935367507707706996859454145691648" x 1/2722258935367507707706996859454145691648"
 1/5444517870735015415413993718908291383296" x 1/5444517870735015415413993718908291383296" x 1/5444517870735015415413993718908291383296"
 1/10889035741470030830827987437816582766592" x 1/10889035741470030830827987437816582766592" x 1/10889035741470030830827987437816582766592"
 1/21778071482940061661655974875633165533184" x 1/21778071482940061661655974875633165533184" x 1/21778071482940061661655974875633165533184"
 1/43556142965880123323311949751266331066368" x 1/43556142965880123323311949751266331066368" x 1/43556142965880123323311949751266331066368"
 1/87112285931760246646623899502532662132736" x 1/87112285931760246646623899502532662132736" x 1/8711228593176024664662

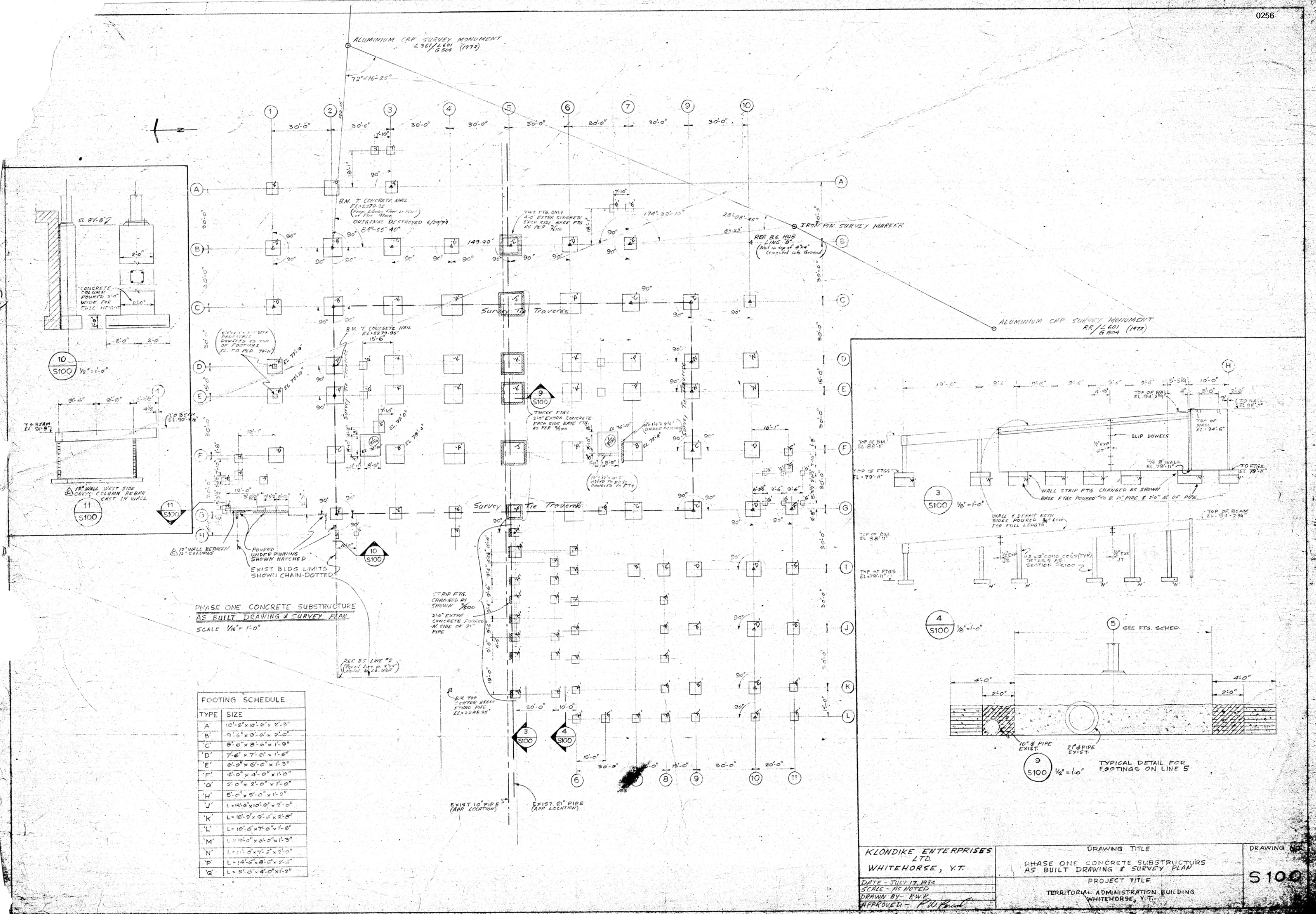


FOOTING SCHEDULE

TYPE	SIZE
A	10'-6" x 10'-6" x 2'-3"
B	9'-6" x 9'-6" x 2'-0"
C	8'-6" x 8'-6" x 1'-9"
D	7'-6" x 7'-6" x 1'-6"
E	6'-0" x 6'-0" x 1'-3"
F	4'-0" x 4'-0" x 1'-0"
G	2'-0" x 2'-0" x 1'-0"
H	5'-0" x 5'-0" x 1'-2"
J	L = 13'-6" x 10'-6" x 2'-0"
K	L = 10'-0" x 9'-6" x 2'-5"
L	L = 10'-6" x 7'-6" x 1'-6"
M	L = 9'-0" x 6'-0" x 1'-3"
N	L = 11'-0" x 7'-5" x 2'-0"
P	L = 14'-6" x 8'-6" x 2'-3"
Q	L = 5'-6" x 4'-0" x 1'-2"



KLONDIKE ENTERPRISES LTD. WHITEHORSE, Y.T. DATE - JULY 17, 1973 SCALE - AS NOTED DRAWN BY - R.W.P. APPROVED - P.W. Brad	DRAWING TITLE	DRAWING NO.
	PHASE ONE CONCRETE SUBSTRUCTURE AS BUILT DRAWING & SURVEY PLAN	S100
	PROJECT TITLE	
	TERRITORIAL ADMINISTRATION BUILDING WHITEHORSE, Y.T.	



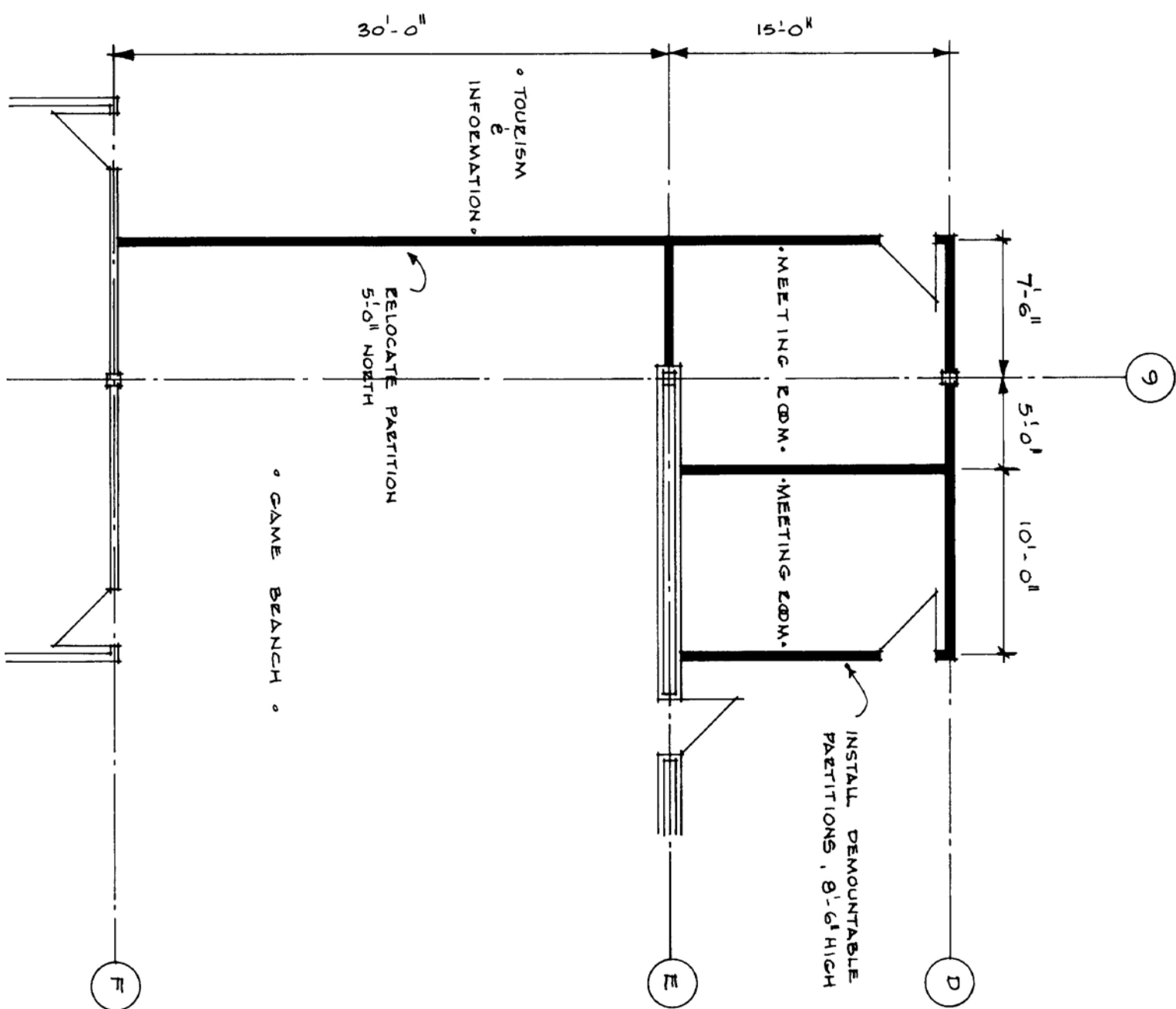
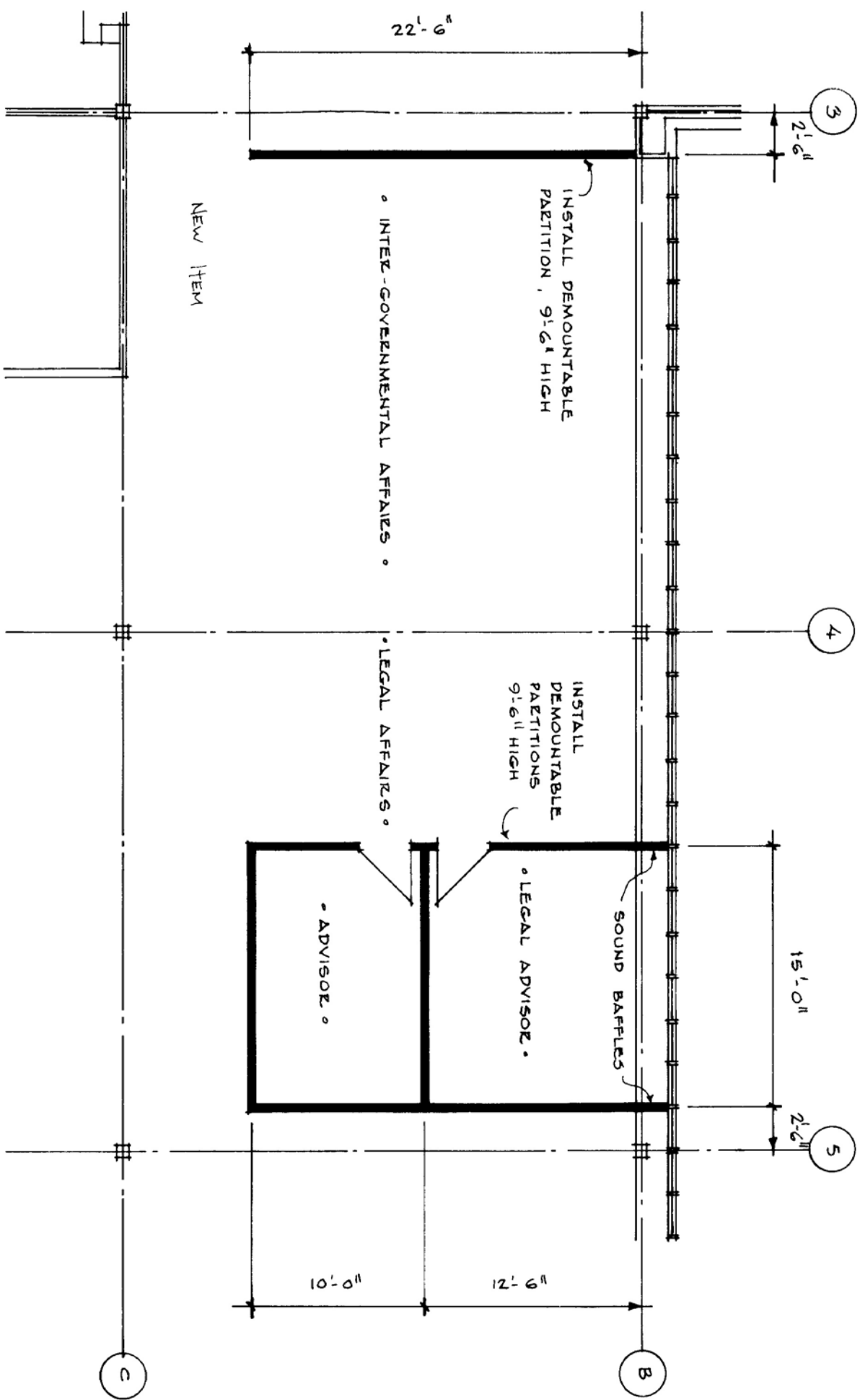
FOOTING SCHEDULE	
TYPE	SIZE
A	10'-6" x 9'-0" x 2'-3"
B	9'-0" x 9'-6" x 2'-0"
C	8'-6" x 8'-0" x 1'-9"
D	7'-6" x 7'-0" x 1'-3"
E	6'-0" x 6'-0" x 1'-6"
F	4'-0" x 4'-0" x 1'-0"
G	2'-0" x 2'-0" x 1'-0"
H	5'-0" x 5'-0" x 1'-2"
J	L=10'-6" x 10'-6" x 2'-0"
K	L=10'-0" x 9'-6" x 1'-6"
L	L=10'-6" x 7'-6" x 1'-6"
M	L=9'-0" x 9'-0" x 1'-3"
N	L=1'-0" x 7'-5" x 2'-0"
P	L=14'-0" x 8'-6" x 2'-3"
Q	L=5'-6" x 4'-0" x 1'-2"

KLONDIKE ENTERPRISES
LTD.
WHITEHORSE, Y.T.

DATE - JULY 17, 1974
SCALE - AS NOTED
DRAWN BY - P.W.P.
APPROVED - P.W.P.

DRAWING TITLE
PHASE ONE CONCRETE SUBSTRUCTURES AS BUILT DRAWING & SURVEY PLAN
PROJECT TITLE
TERRITORIAL ADMINISTRATION BUILDING WHITEHORSE, Y.T.

DRAWING NO.
S100



LEVEL 2 REVISIONS
(SEE SHT F-3 & COVERED BY APPENDUM 'B')
SCALE: 1/8" = 1'-0"


LEVEL 1 REVISIONS
(SEE SHT F-1 & COVERED BY APPENDUM 'A')
SCALE: 1/8" = 1'-0"

REF. N2: SK F-11
APPENDUMS A & B

DRAWING TITLE
FLOOR PLAN REVISIONS FOR CLARIFICATION
PHASE 4 CONTRACT

PROJECT TITLE
TERRITORIAL ADMINISTRATION BUILDING
WHITEHORSE, YUKON TERRITORY

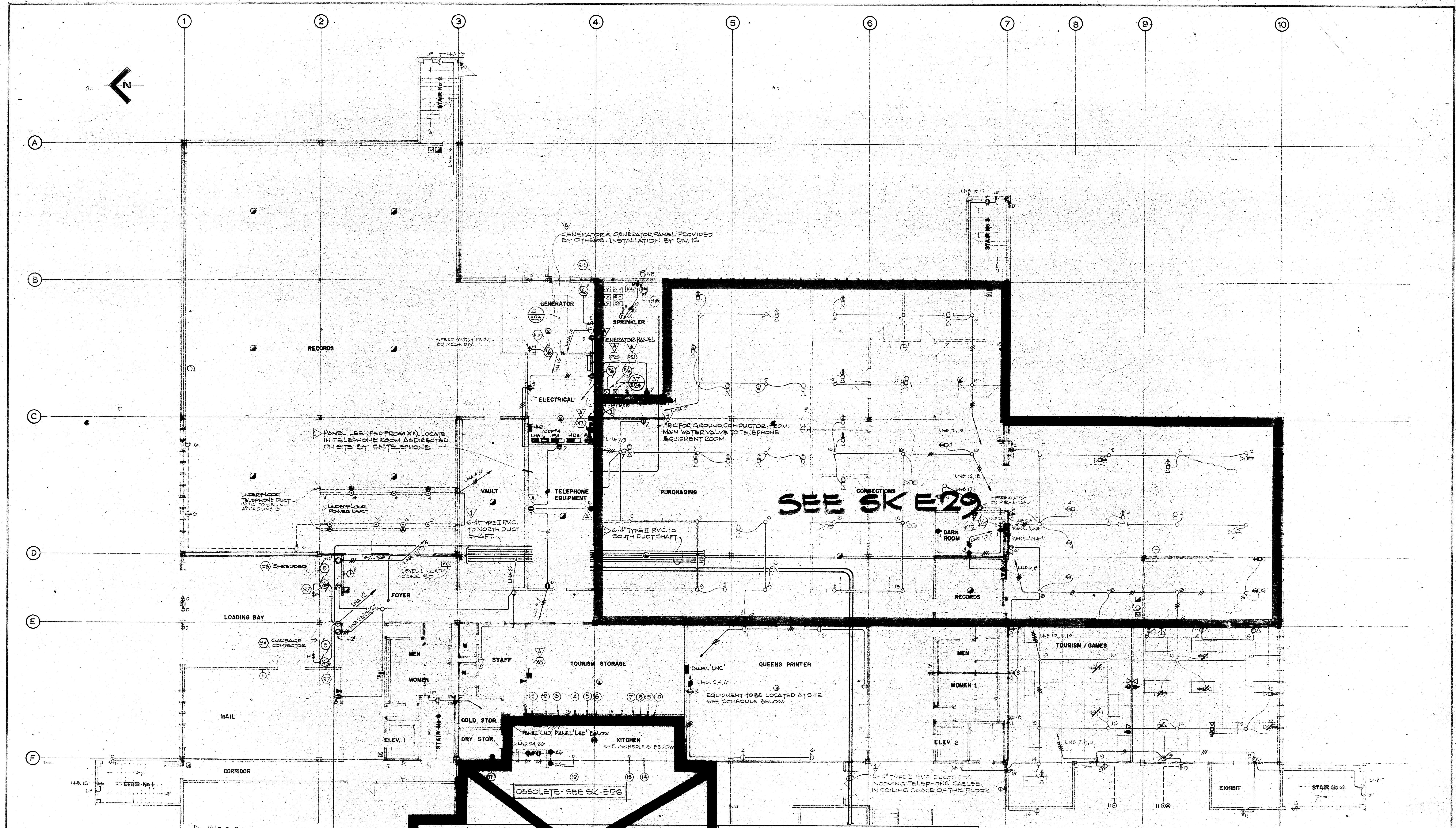
GOVERNMENT
OF THE
YUKON TERRITORY



PROJECT NO		REVISIONS	
		NO DATE	DESCRIPTION
DATE	SCALE	1	15.02.16
3 FEB '16	SHOWN		NOTES ADDED
DRAWN	CHECKED		
BOB	J J H		
APPROVED			

SK410

DRAWING NO



KITCHEN EQUIPMENT SCHEDULE

NOTE: EQUIPMENT CONNECTION N.I.C. PANEL ROOMS SHOWN & NOTED

ITEM	SUPPLY	LOAD	CIRCUIT	CONDUCTOR/CONDUIT
1. REFRIGERATOR	208V-1Ø	0.7KW	LED 9	2"X10K50-1ØC
2. FREEZER	"	0.7KW	LED 11	"
3. TOASTER	"	0.7KW	UP 12	2"X10K50-1ØC
4. DEEP FRY COOKER	208V-3Ø	1.5KW	UP 10	2"X10K50-3ØC
5. GRIDDLE	"	1.5KW	UP 12	"
6. SOUP HOLDER	"	1.5KW	UP 12	"
7. CHW. BOILER	115V-1Ø	12.0KW	UP 12	2"X10K50-1ØC
8. DISHWASHER	115V-1Ø	1/4 HP	UP 12	2"X10K50-1ØC
9. DISHWASHER	115V-1Ø	1/2 KW	UP 12	2"X10K50-1ØC
10. CUPBOARD	208V-1Ø	1/2 HP	UP 12	2"X10K50-1ØC
11. ICE MACHINE	208V-1Ø	1.0KW	UP 12	2"X10K50-1ØC
12. HOT WATER COOLER	115V-1Ø	"	UP 12	"
13. HOT WATER COOLER	208V-1Ø	5.0KW	UP 12	2"X10K50-1ØC

QUEEN'S PRINTER EQUIPMENT SCHEDULE

PROVIDE OVERHEAD CONNECTIONS TO FOLLOWING EQUIPMENT:-

ITEM	SUPPLY	LOAD	CIRCUIT	CONDUCTOR/CONDUIT
PADDING MACHINE	115V-1Ø	750KV	UNC-7	2"X10K50-1ØC
2 ETCHERS	"	"	UNC-7	2"X10K50-1ØC EA
SHEDDER	"	1/2 HP	"	2"X10K50-1ØC
300 GBS	"	"	"	"
CHESTNUT	"	"	"	"
2 BINDERS	"	24.55A	UNC-7	2"X10K50-1ØC EA
PAPER CUTTER	"	7AMP	"	2"X10K50-1ØC
ELECTRIC STAPLER	"	"	"	"
SAVIN 220	"	14AMP	"	2"X10K50-1ØC
SAVIN 220	"	14AMP	"	"
3 TTE BOTO OFFSET	"	3A EA	"	2"X10K50-1ØC EA
BOTO PLANDOP	"	"	"	"
COLLATOR	"	10AMP	"	"
XEROX 7000	208V-3Ø	25AMP	"	2"X10K50-1ØC

AS BUILT DRAWINGS

NO. DATE

1 2/5/74

2 4/9/75

REVISIONS

DESCRIPTION

1 2/5/74 17A HIGH WATER ALARM DELETED, GEN PANEL & NOTES ADDED, STARTERS FOR PLOD & P21 IN SPRINKLER RM CHANGED, CONDUCTORS IN QUEEN'S PRINTER SCHEDULE CHANGED, 2 RECEPT ADDED IN TEL. RM, TRANSFORMERS 17A & 18 LOCATED, TELEPHONE CABLE TRAY ADDED

2 4/9/75 INCOMING TEL. CHANGED FROM TRAY TO DUCT, TEL. DUCTS ADDED, KITCHEN LAYOUT DELETED

PROJECT NO. 89897

DATE SCALE

1 APRIL 1974 1/8" = 1'-0"

DRAWN CHECK

C. O. K. R. 49

APPROVED

R. R.

GOVERNMENT OF THE YUKON TERRITORY

DRAWING TITLE

ELECTRICAL-LEVEL ONE EAST-POWER

REVISED TEL. RECEPT. LAYOUT 2/12/75

PROJECT TITLE

TERRITORIAL ADMINISTRATION BUILDING

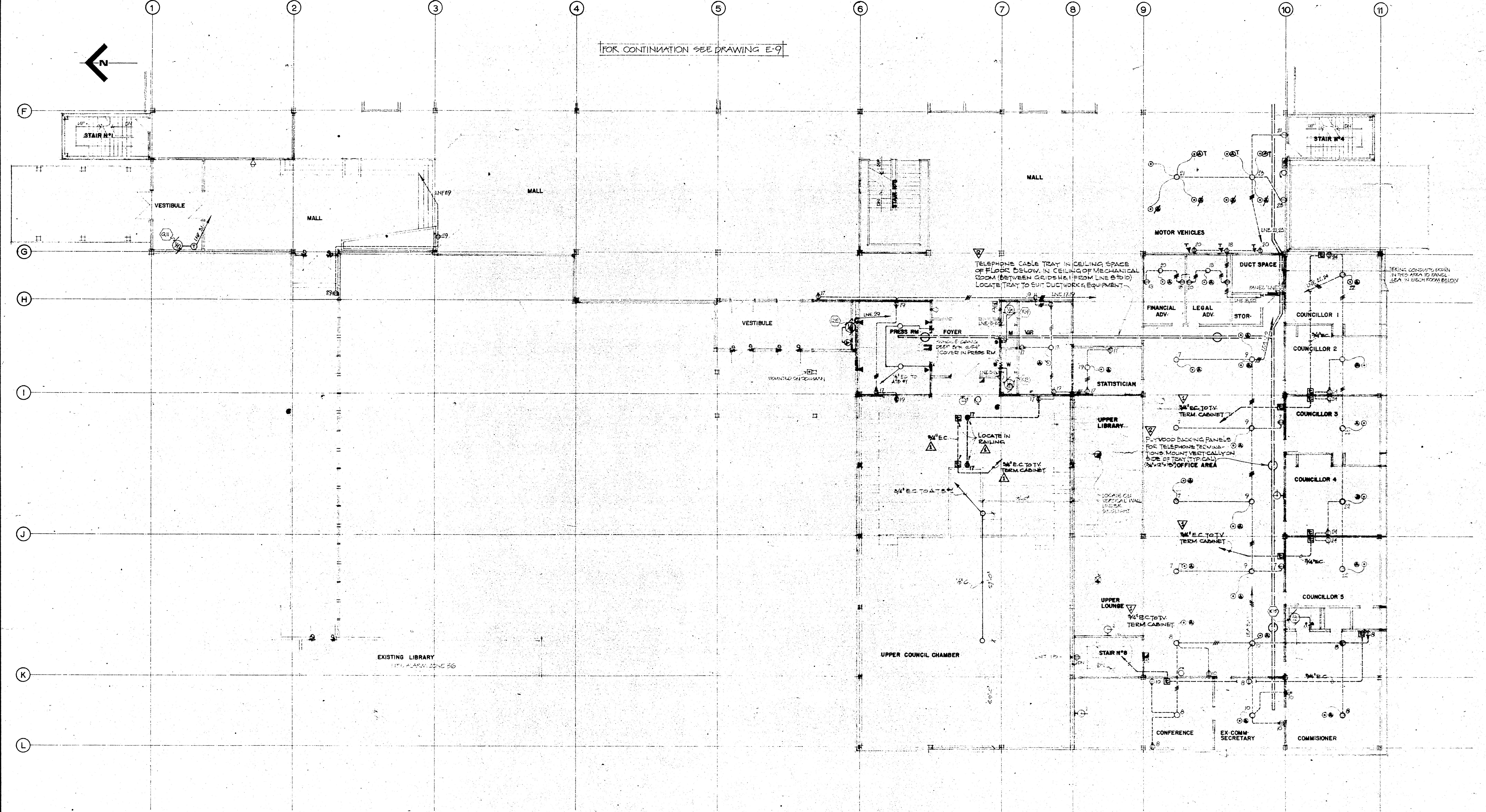
WHITEHORSE, Y. T.

DRAWING NO.

SK E52

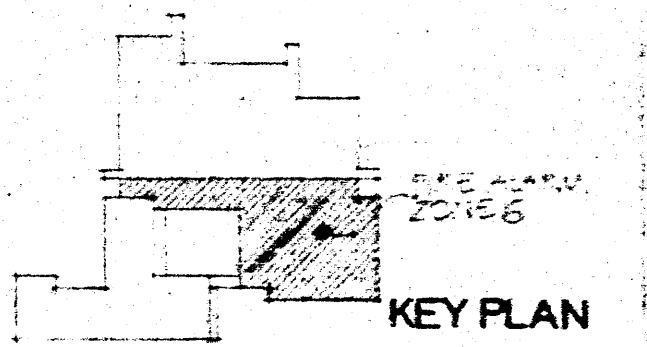

LATEST EDITION





APPENDIX

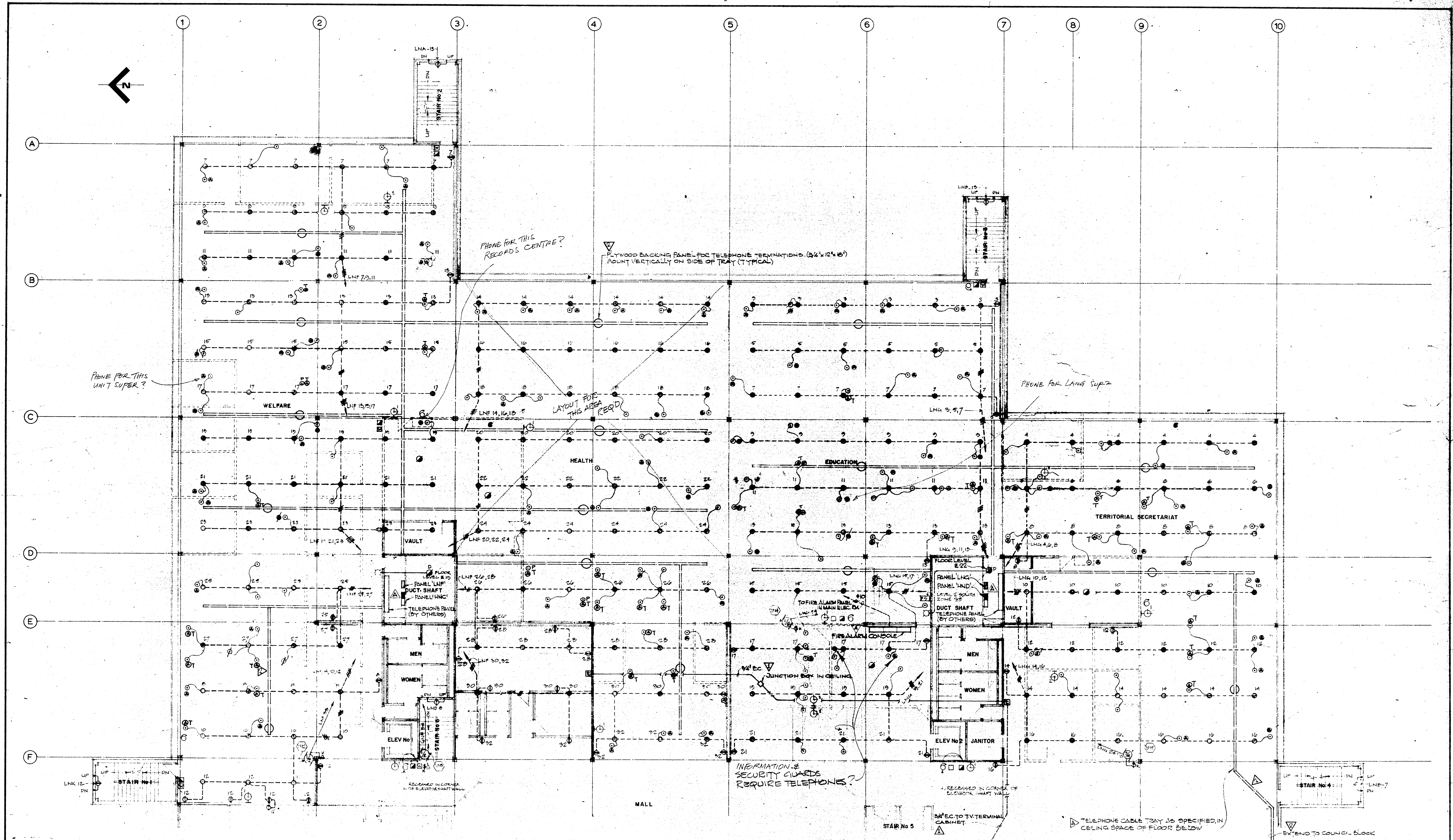


(A) = ADDED TELEPHONE OUTLET - 6 OUTLETS
 (P) = ADDED POWER OUTLET - NIL
 / = OUTLET DELETED - 4 OUTLETS

* ELECTRICAL MATERIALS TO BE SUPPLIED BY OTHERS
 * ELECTRICAL MATERIALS TO BE SUPPLIED BY OTHERS



AS BUILT DRAWINGS		REVISIONS		PROJECT NO. 89857		GOVERNMENT OF THE YUKON TERRITORY				DRAWING TITLE		DRAWING NO.			
 Pub. & Works Canada Pacific Region		DESCRIPTION		DATE SCALE						ELECTRICAL - LEVEL TWO WEST-POWER		REVISED TELEPHONE/POWER LAYOUT		SK E8-R	
		1 4/10/74 OUTLET BOXES & CONDUIT FOR TV. SYSTEM ADDED, 2 RECEPTACLES. CST. LINE 17 ADDED.		1/8" = 1'-0"						24/1/75					
		2 6/9/75 210 TELEPHONE CABLE TRAY ADDED & 4 PLYWOOD BACKING PANELS		DRAWN CHECK G.S.M.S.				PROJECT TITLE		TERRITORIAL ADMINISTRATION BUILDING WHITEHORSE, Y.T.		LATEST REVISION 			
				APPROVED 											

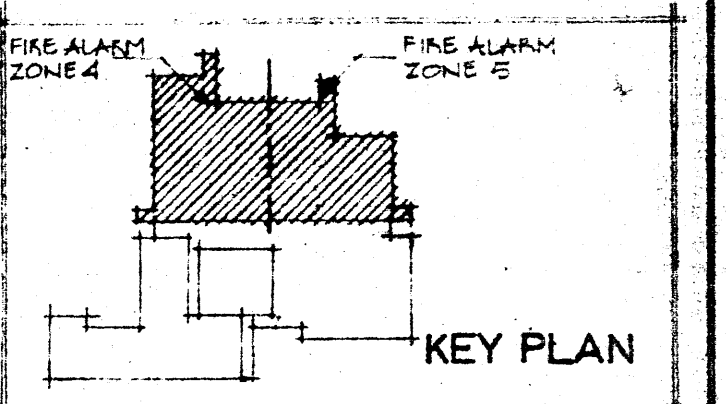



FOR CONTINUATION SEE DWG E-8

- ⊙ T - ADDED TELEPHONE OUTLET - 38 OUTLETS
- ⊙ P - ADDED POWER OUTLET - 4 OUTLETS
- ⊙ - OUTLET DELETED - 9 OUTLETS


TELEPHONE CABLE TRAY AS SPECIFIED IN CEILING SPACE OF FLOOR BELOW

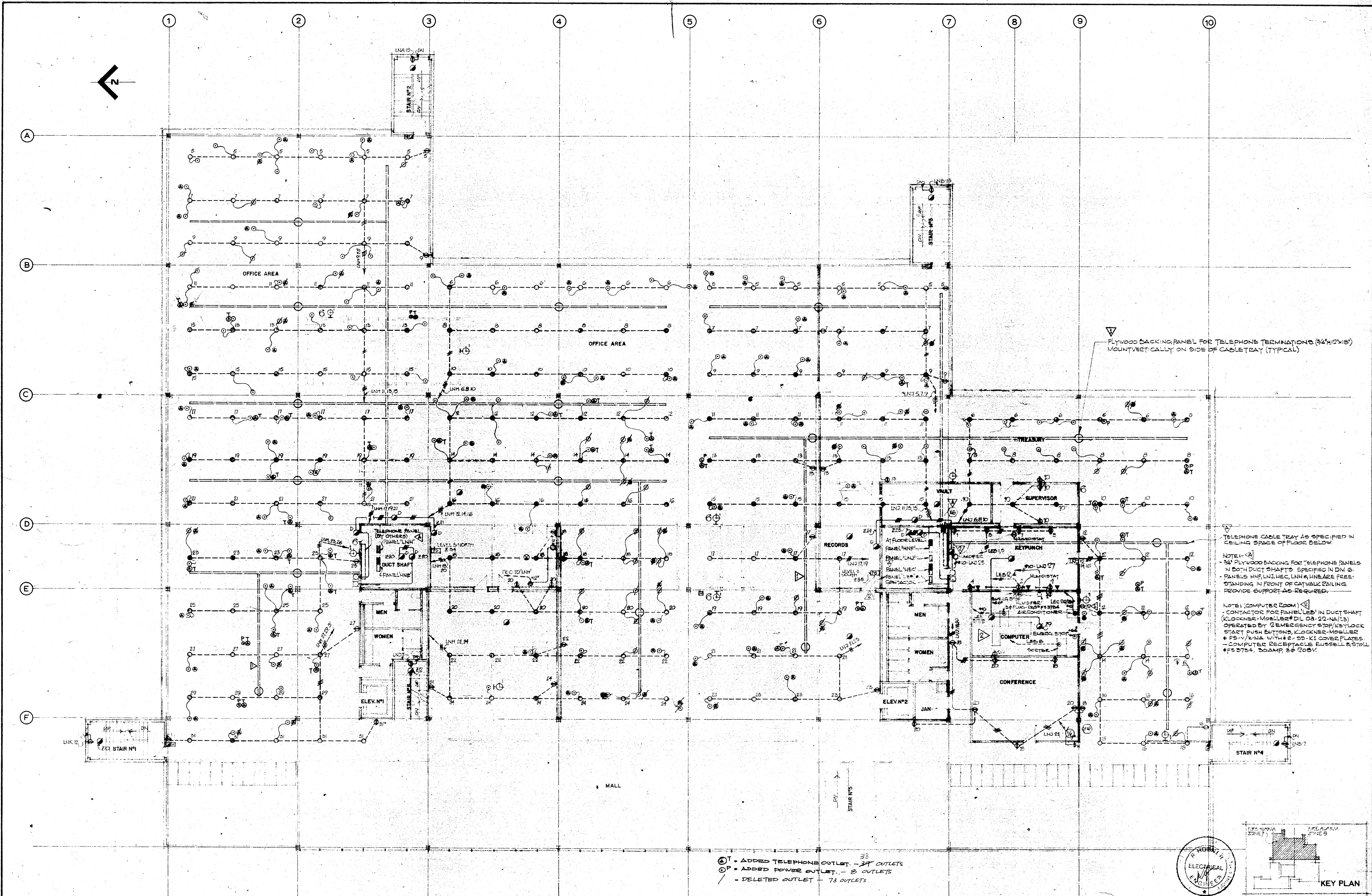
NOTE:-
 - PROVIDE 3/4" PLYWOOD BACKING FOR TELEPHONE PANELS IN BOTH DUCT SHAFTS SPECIFIED IN DWG.
 - PANELS LND, HND, LNF & HNC ARE FREE STANDING IN FRONT OF CATWALK RAILING. PROVIDE SUPPORT AS REQUIRED



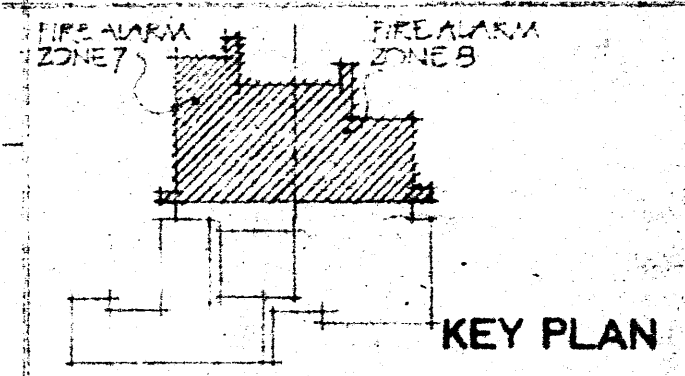

AS BUILT DRAWINGS		REVISIONS		PROJECT NO. 80057		DRAWING TITLE		DRAWING NO.	
		DESCRIPTION		DATE		ELECTRICAL - LEVEL TWO EAST - POWER		E9-R	
NO. DATE		REVISIONS		SCALE		REVISED TEL & POWER OUTLETS 24/1/75		PROJECT TITLE	
1 24/5/74		TELEPHONE PANELS ADDED, PANELS LNF, HNC, LND & HND RELOCATED, TELEPHONE CABLE TRAYS ADDED, FIRE ALARM CONSOLE LOCATED.		1/8" = 1'-0"				TERRITORIAL ADMINISTRATION BUILDING	
2 4/10/74		TV OUTLETS & CONDUIT SYSTEM ADDED.		DRAWN CHECK				WHITEHORSE, Y.T.	
3 7/5/75		40 TELEPHONE CABLE TRAY & 10 PLYWOOD BACKING PANELS ADDED.		APPROVED				LATEST DIVISION	
								APPENDIX	


GOVERNMENT OF THE YUKON TERRITORY

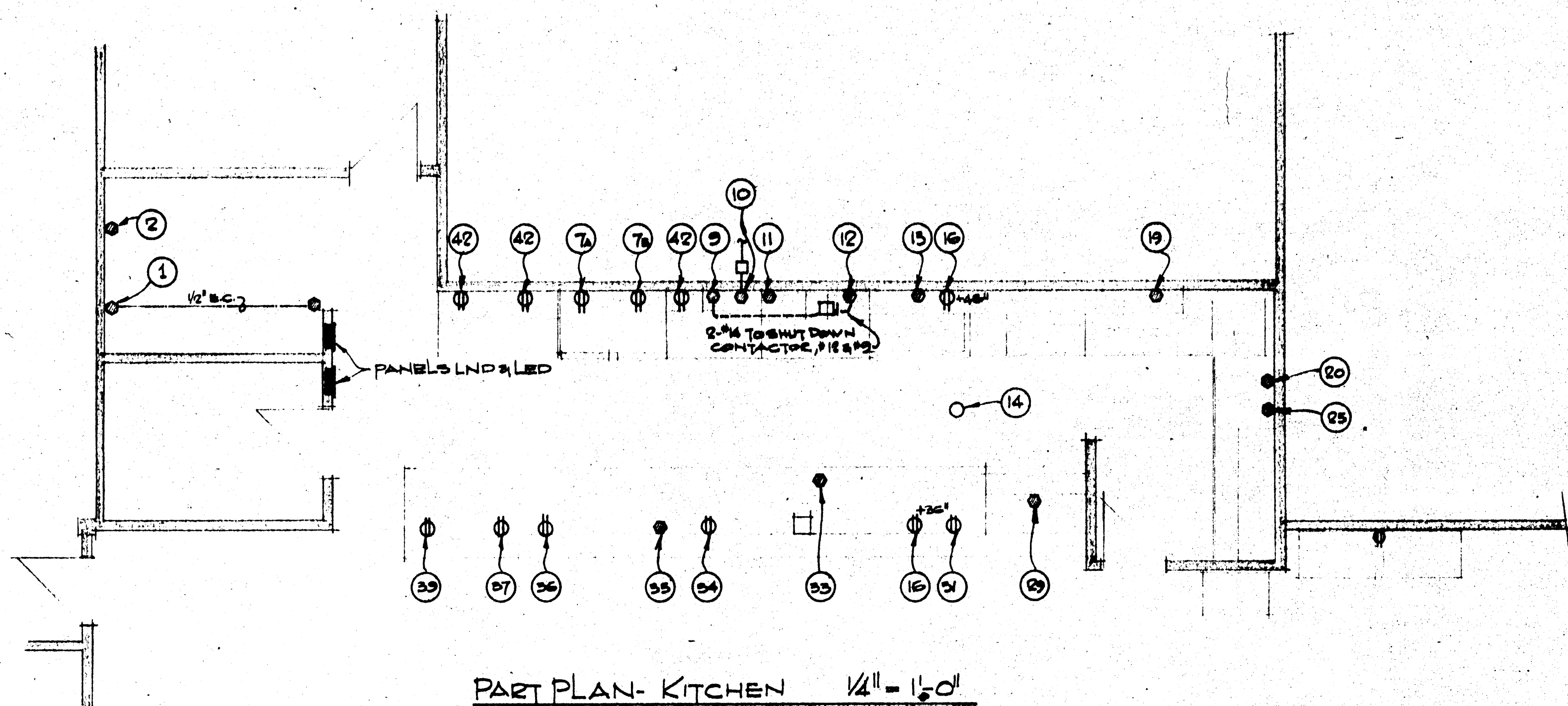




(T) - ADDED TELEPHONE OUTLET - 32 OUTLETS
 (P) - ADDED POWER OUTLET - 3 OUTLETS
 / - DELETED OUTLET - 73 OUTLETS



AS BUILT DRAWINGS		REVISIONS		PROJECT NO. 83867		<div>GOVERNMENT OF THE YUKON TERRITORY</div> <div></div>		DRAWING TITLE		DRAWING NO.	
		DESCRIPTION		DATE				ELECTRICAL-LEVEL THREE - POWER		SK-E11C	
		1 24/5/74 TELEPHONE PANELS ADDED, PANELS HNF, LNH, HEC, LNH, HNE RELOCATED		1 APRIL 1974		1/8" = 1'-0"		REVISED TELEPHONE & POWER LAYOUT 24/11/75		PROJECT TITLE	
		2 2/5/75 80 TELEPHONE CABLE TRAY ADDED & 16 PLYWOOD BACKING PANELS		DRAWN CHECK R.H.R./C.G.				TERRITORIAL ADMINISTRATION BUILDING		APPENDIX A	
		3 2/5/75 COMPUTER ROOM REVISION, HUMIDIFIERS & A/C ADDED		APPROVED P.H.				WHITEHORSE, Y.T.			
		</									



ELECTRICAL KITCHEN EQUIPMENT SCHEDULE

ITEM	NAME	LOAD	VOLT/PHASE	MTG HEIGHT	PANEL/CCT.	CONDUCTORS	REMARKS
1	WALK-IN COOLER		120-1 ϕ	26"	LND 29	2*12	
2	CONDENSER FOR #1		208-1 ϕ	36"	LND 7/9	2*12	
7A	2 TEMP REACH-IN	1/2 HP	120-1 ϕ	50"	LED 6	2*12	
9	FIRE EXT. SYSTEM		120-1 ϕ	42"	LED 10	2*12	INTERCONNECT WITH FRYER SHUTDOWN.
10	EXHAUST FAN	3/4 HP	208-3 ϕ	42"	LND 11/13/15	3*12	CONNECT THRU CONTACTOR TO FAN ON ROOF
11	RANGE	16.6 KW	208-3 ϕ	30"	LND 16/20/22	3*6	
12	FRYER	12.0 KW	208-3 ϕ	30"	LND 23/25/27	3*6	
13	SANDWICH TABLE		120-1 ϕ	6"	LED 9	2*12	
14	REFRIG. FOR #13 & 29	1/2 HP	120-1 ϕ	N CEILING	LED 12	2*12	LOCATE AS DIRECTED ON SITE BY KITCHEN SUPPLIER
16	TOASTER	2.7 KW	208-1 ϕ	AS NOTED	LND 8/10	2*12	ALTERNATE LOCATIONS. PROVIDE 20A. TWIST LOCK CAP. COORD. & RECEPT.
19	H.V. BOOSTER	12.0 KW	208-3 ϕ	18"	LND 17/19/21	3*6	
20	DISHWASHER	5.0 KW @ 1P	208-3 ϕ	15"	LND 24/26/28	3*10	
23	GARBAGE DISP.	1 HP	208-3 ϕ	18"	LND 12/14/16	3*12	INTERVISE SEPERATE COMPONENTS.
29	DISPLAY CASE		120-1 ϕ	8"	LED 11	2*12	
31	MICROWAVE OVEN	2.2 KW	120-1 ϕ	30"	LND 30	2*10	
33	HOT FOOD TEL.	4.6 KW	208-1 ϕ	6"	LED 14/16	2*10	
34	MILK DISPENSER	1/6 HP	120-1 ϕ	30"	LED 15	2*12	
35	SOFT DRINKS	1/2 HP	120-1 ϕ	50"	LND 32	2*12	
36	COFFEE URN	6.8 KW	208-1 ϕ	30"	LED 13/15	2*8	
37	HOT CHOC. MACH.		120-1 ϕ	30"	LND 34	2*12	
39	CASH REGISTER		120-1 ϕ	30"			
42	RECEPTACLE(S)		120-1 ϕ	48"	LND 31, 33, 35	2*12	1 CIRCUIT PER RECEPTACLE
7B	2 TEMP REACH IN.	1/4 HP	120-1 ϕ	50"	LED 6	2*12	

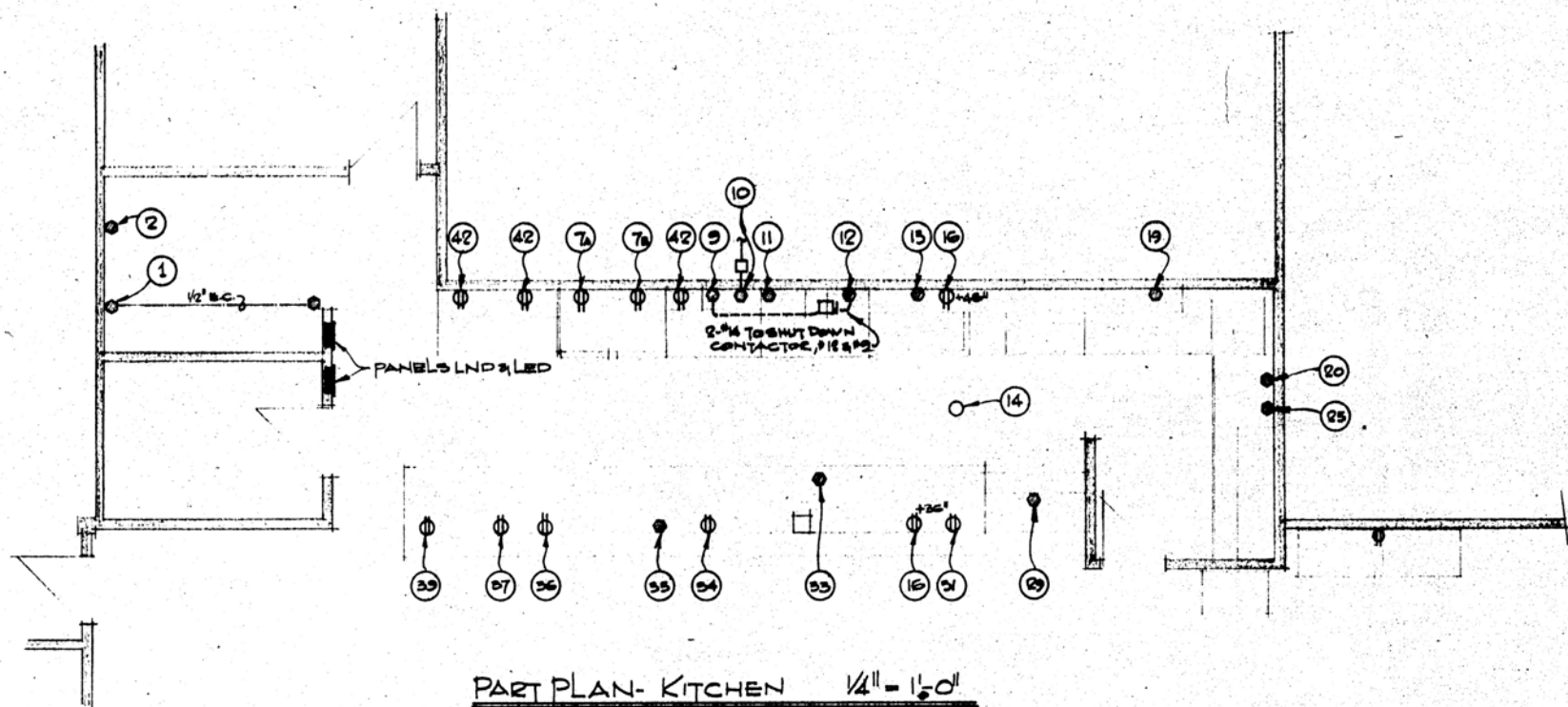
POWER & LIGHTING - KITCHEN				
PANELLED				
VOLTAGE- 120/208 3PHASE, 4 WIRE.			BUS- 100 AMPS.	
MOUNTING- FLUSH			FEEDER- 30 AMPS	
FEEDER WIRE SIZE- 4 #4 E90- 1/2" CONDUIT				
LOAD DESCRIPTION	WATTS/HP BREAKER	CIRCUIT No. A B C	WATTS/HP BREAKER	LOAD DESCRIPTION
LTC. NOOTH ENTRANCE	450 5A-SP	1 2 3	200 15A-SP	LTC. STAIR #6
SPARE	5A-SP	3 4 5	150 15A-SP	LTC. STAIR #7
4 RECEPT. GEN. & SPRINKLER	750 15A-SP	5 6 7	1/4 15A-SP	DUAL TEMP COACH IN
4 " "	750 15A-SP	7 8 9	1/4 20A-SP	DUAL TEMP COACH- IN
SANDWICH TABLE	15A-SP	9 10 11	15A-SP	FIRE SYSTEM CONTROLS
DISPLAY CASE	15A-SP	11 12 13	1/2 20A-SP	REFRIGERATION UNIT
COFFEE URN	6.8KW 50A-2P	13 14 15	4.6KW 30A-2P	HOT FOOD TABLE
"		15 16 17		"
SPARE	15A-SP	17 18 19	1/6 15A-SP	MILK DISPENSER
SPARE	15A-SP	19 20 21	15A-SP	SPARE
SPACE		21 22 23		SPACE
		23 24 25		
		25 26 27		
		27 28 29		
		29 30 31		
		31 32 33		
		33 34 35		
		35 36 37		
		37 38 39		
		39 40 41		
		41 42 43		

PANEL LND				
VOLTAGE - 120/208 3 PHASE, 4 WIRE.			BUS - 225 AMPS	
MOUNTING - FLUSH			FEEDER - 155 AMPS	
FEEDER WIRE SIZE - 4 - #16 R90, 2" COND.				
LOAD DESCRIPTION	WATTS/HP BREAKER	CIRCUIT No. A B C	WATTS/HP BREAKER	LOAD DESCRIPTION
5 RECEPT COOR./SIDE UNIT HEATER	15A 3P 1/2S 15A 3P	1 2 3	750 15A 3P 1000 15A 3P	LTC. COUNTER
5 RECEPT STAIR #6	15A 3P	5 6 7	600 15A 3P 2.7KW 20A 2P	LTC. LIBRARY CORRIDOR
CONDENSING UNIT	3/4 HP 20A 2P	7 8 9	20A 2P	LTC. MALL PLANTER
"		9 10		TOASTER
EXHAUST FAN	3/4 HP 15A 3P	11 12 13	1 HP 15A 3P	"
"		13 14		GARBAGE DISPOSAL
"		15 16		"
H.V. BOOSTER	12 KW 30A 3P	17 18 19	16.6 KW 60A 3P	"
"		19 20		RANGE
"		21 22		"
FRYER	12 KW 50A 3P	23 24 25	3 KW 30A 3P + 1 HP	"
"		25 26		DISHWASHER
"		27 28		"
WALK-IN COOLER	15A 3P	29 30 31	2.2 KW 30A 1P	"
1 RECEPTACLE	15A 3P	31 32	1/2 HP 20A 1P	MICROWAVE OVEN
1 "	15A 3P	33 34	15A 1P	SOFT DRINK DISP
1 "	15A 3P	35 36		2 PLUGS
SPACE		37 38		SPACE
		39 40		
		41 42		

AS BUILT DRAWINGS

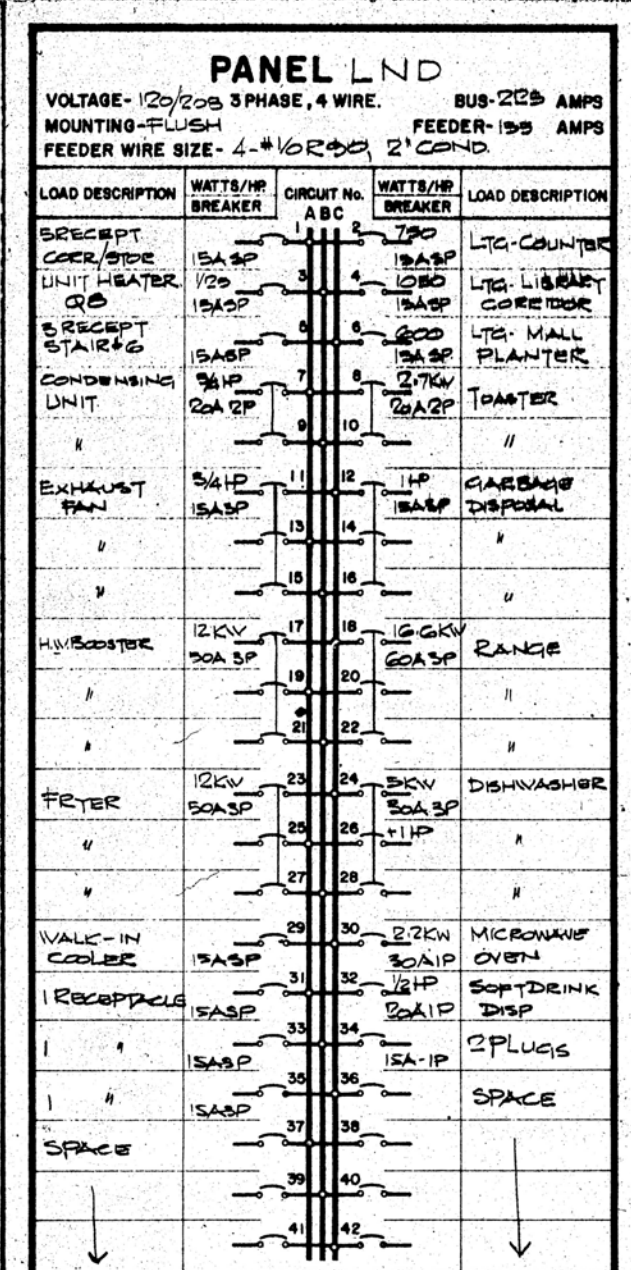
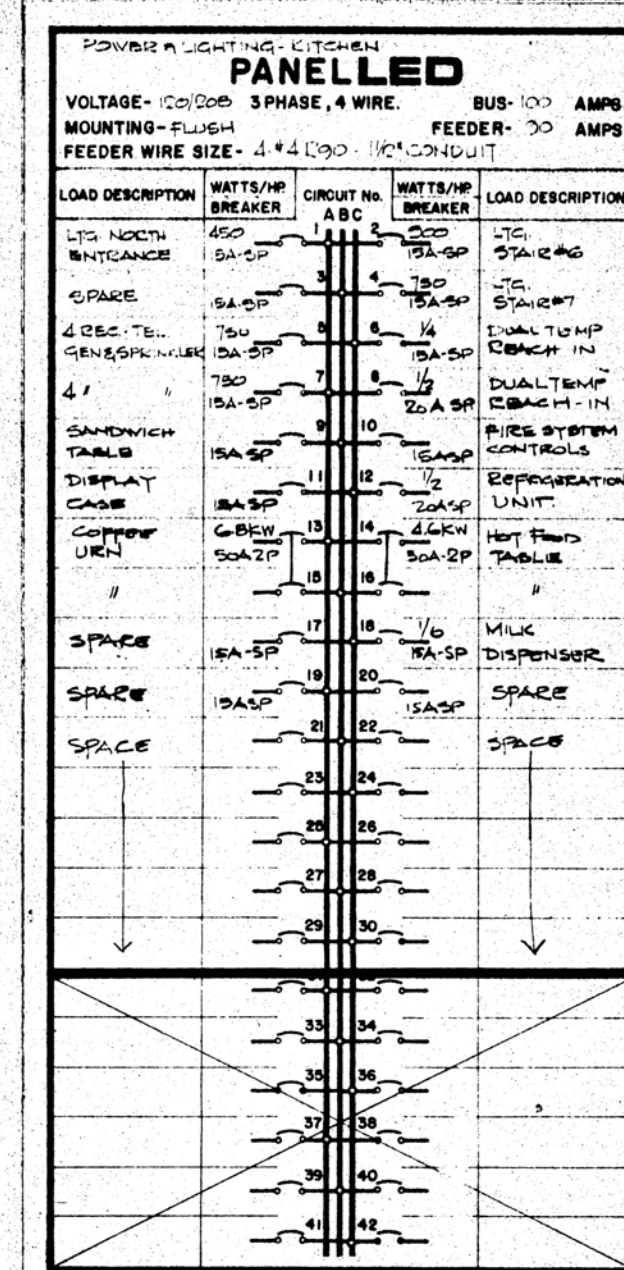
ELECTRICAL - LEVEL ONE EAST-POWER
PART PLAN REVISED KITCHEN.TERRITORIAL ADMINISTRATION BUILDING.
WHITEHORSE, Y.T.

SK-E26



ELECTRICAL KITCHEN EQUIPMENT SCHEDULE

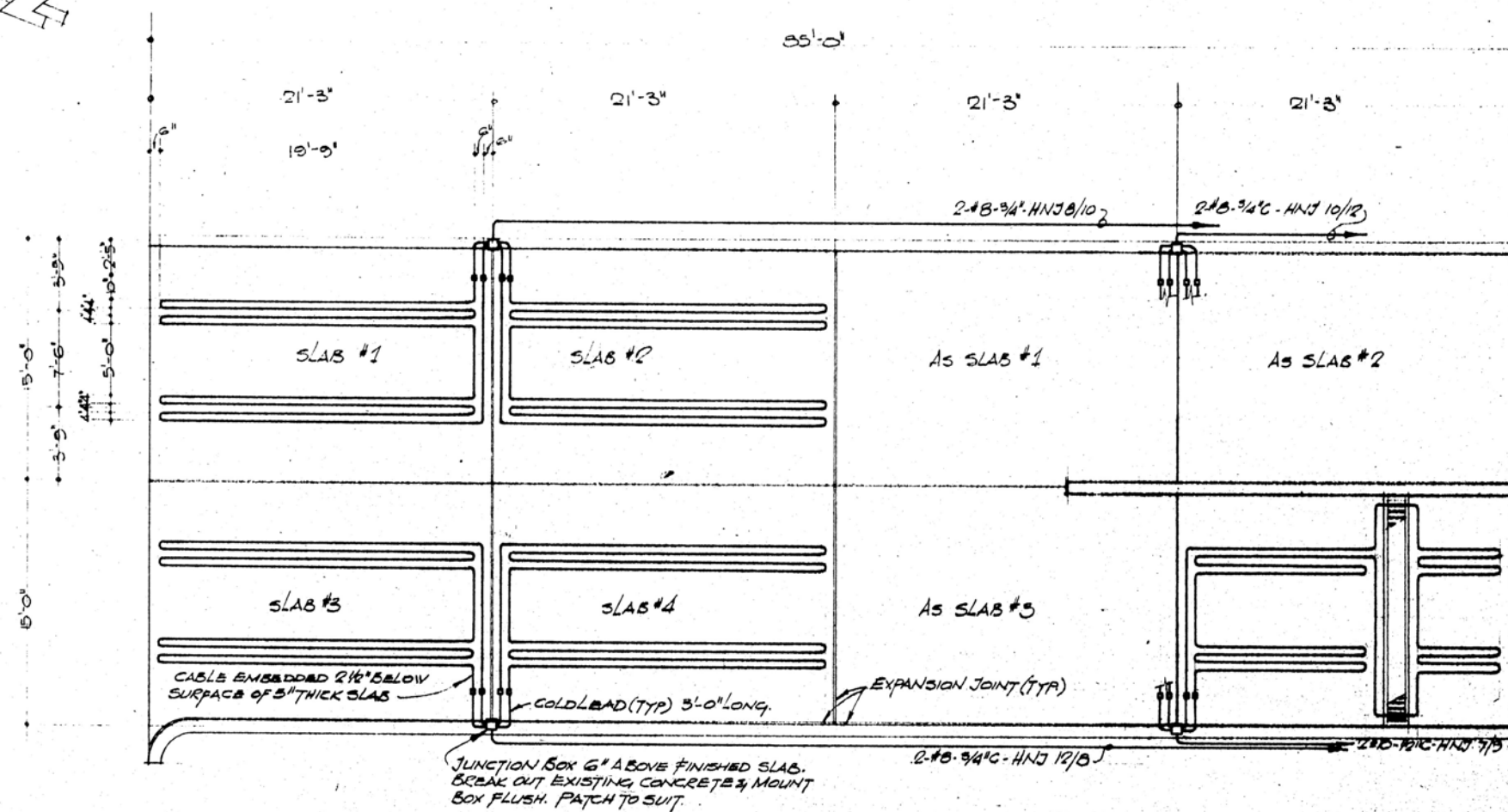
ITEM	NAME	LOAD	VOLT/PHASE	MTG HEIGHT	PANEL/CCT.	CONDUCTORS	REMARKS
1	WALK-IN COOLER		120-1φ	26"	LND 29	2#12	
2	CONDENSER FOR #1		208-1φ	36"	LND 7/9	2#12	
7A	2 TEMP REACH-IN	1/2 HP	120-1φ	50"	LED 6	2#12	
9	FIRE EXT. SYSTEM		120-1φ	42"	LED 10	2#12	INTERCONNECT WITH FRYER SHUTDOWN.
10	EXHAUST FAN	3/4 HP	208-3φ	42"	LND 11/13/15	3#12	CONNECT THRU CONTACTOR TO FAN ON ROOF
11	RANGE	16.6 KW	208-3φ	30"	LND 16/20/22	3#6	
12	FRYER	12.0 KW	208-3φ	30"	LND 23/25/27	3#8	
13	SANDWICH TABLE		120-1φ	6"	LED 9	2#12	
14	REFRIG. FOR #13 & 29	1/2 HP	120-1φ	N CEILING	LED 12	2#12	LOCATE AS DIRECTED ON SITE BY KITCHEN SUPPLIER
16	TOASTER	2.7 KW	208-1φ	AS NOTED	LND 8/10	2#12	ALTERNATE LOCATIONS. PROVIDE 20A. TWIST LOCK CAP. COORD. & RECEPT.
19	H.V. BOOSTER	12.0 KW	208-3φ	18"	LND 17/19/21	3#8	
20	DISHWASHER	5.0 KW 1P	208-3φ	15"	LND 24/26/28	3#10	
23	GARBAGE DISP.	1 HP	208-3φ	18"	LND 12/14/16	3#12	INTERWIRE SEPERATE COMPONENTS.
29	DISPLAY CASE		120-1φ	8"	LED 11	2#12	
31	MICROWAVE OVEN	2.2 KW	120-1φ	30"	LND 30	2#10	
33	HOT FOOD TEL.	4.6 KW	208-1φ	6"	LED 14/16	2#10	
34	MILK DISPENSER	1/6 HP	120-1φ	30"	LED 15	2#12	
35	SOFT DRINKS	1/2 HP	120-1φ	30"	LND 32	2#12	
36	COFFEE URN	6.8 KW	208-1φ	30"	LED 13/15	2#8	
37	HOT CHOC. MACH.		120-1φ	30"	LND 34	2#12	
39	CASH REGISTER		120-1φ	30"			
42	RECEPTACLE(S)		120-1φ	48"	LND 31, 33, 35	2#12	1 CIRCUIT PER RECEPTACLE
7B	2 TEMP REACH IN.	1/4 HP	120-1φ	50"	LED 6	2#12	



AS BUILT DRAWINGS

ELECTRICAL - LEVEL ONE EAST-POWER
PART PLAN REVISED KITCHEN.
TERRITORIAL ADMINISTRATION BUILDING.
WHITEHORSE, Y.T.

SK-E26



PLAN - LAYOUT of HEATING CABLE AT NORTH ENTRANCE LOADING RAMP 3/16" = 1'-0"

NOTES:

- NOTES 1,2,3 & 4 OF DWG E22 APPLY TO THIS DWG.
- CABLE TO BE PYROTEKAX, BUNITS # B/R 20EP/175/3425/300/36"/12, 175' HEATED LENGTH, 15.2/FT. 3425 WATTS @ 347V. CABLES TO BE SERIES CONNECTED FOR 600V OPERATION.
- WHERE COLD LEAD CROSSES EXPANSION JOINT WRAP CABLE WITH 1" THICK PREFORMED FIBREGLASS PIPE INSULATION, 6" ON EACH SIDE OF EXPANSION JOINT, TO PREVENT DAMAGE TO CABLE WHEN SLAB RISES OR FALLS.
- PANEL "HNJ" DELETE 3-20A-5P BREAKERS CIRCUITS 7/9/11. INSTALL 1-30A 3POLE BREAKER CIRCUITS 8/10/12 & 20A 2POLE BREAKER CIRCUITS 7/9.
- BRING CIRCUITS UP WALL IN LOADING BAY TO JUNCTION BOX ON EAST WALL & RUN 3-#8 R90 & 2-#10 R90 IN 1 1/4" CONDUIT TO PANEL "HNJ"

AS BUILT DRAWINGS



Public Works
Canada
Pacific Region

Travaux publics
Canada
Pacific Region

PROJECT #
89857

DATE
14-03-75

SCALE
NOTED

DRAWN
SCHULTZ

CHECKED
APPROVED

GOVERNMENT
OF THE
YUKON TERRITORY



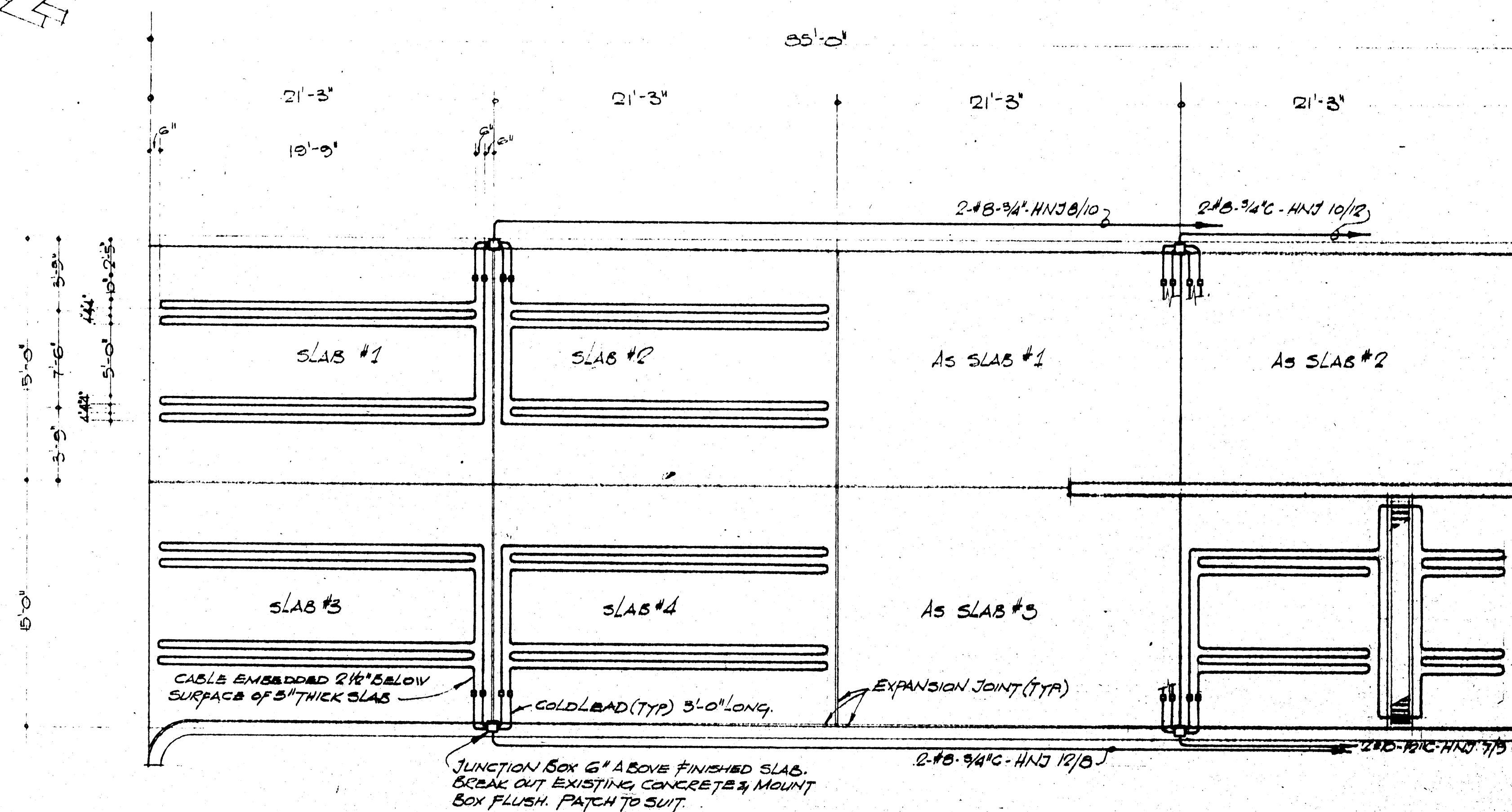
DRAWING TITLE
NORTH LOADING RAMP SNOW MELTING

PROJECT TITLE
TERRITORIAL ADMINISTRATION BUILDING
WHITEHORSE, Y.T.

DRAWING NO.

SK-

E 27



PLAN - LAYOUT of HEATING CABLE AT NORTH ENTRANCE LOADING RAMP 3/16" = 1'-0"

NOTES:

- NOTES 1, 2, 3 & 4 OF DWG E22 APPLY TO THIS DWG.
- CABLE TO BE "PYROTEX", BUNITS # B/R 20EP/175/3425/300/36"/12. 175' HEATED LENGTH, 1/5 Ω/FT. 3425 WATTS @ 347 V. CABLES TO BE SERIES CONNECTED FOR 600V OPERATION.
- WHERE COLD LEAD CROSSES EXPANSION JOINT WRAP CABLE WITH 1" THICK PREFORMED FIBREGLASS PIPE INSULATION, 6" ON EACH SIDE OF EXPANSION JOINT, TO PREVENT DAMAGE TO CABLE WHEN SLAB RISES OR FALLS.
- PANEL "HNJB" DELETE 3-20A-5P BREAKERS CIRCUITS 7/9/11. INSTALL 1-30A 3POLE BREAKER CIRCUITS 8/10/12 & 20A 2POLE BREAKER CIRCUITS 7/9.
- BRING CIRCUITS UP WALL IN LOADING BAY TO JUNCTION BOX ON EAST WALL & RUN 3-#3 R30 & 2-#10 R30 IN 1 1/4" CONDUIT TO PANEL "HNJB"

AS BUILT DRAWINGS




Public Works
Canada
Pacific Region

Travaux publics
Canada
Pacific Region

PROJECT #
89857
DATE
14-03-75
SCALE
NOTED
DRAWN
SCHWETZ
CHECKED
APPROVED

GOVERNMENT
OF THE
YUKON TERRITORY



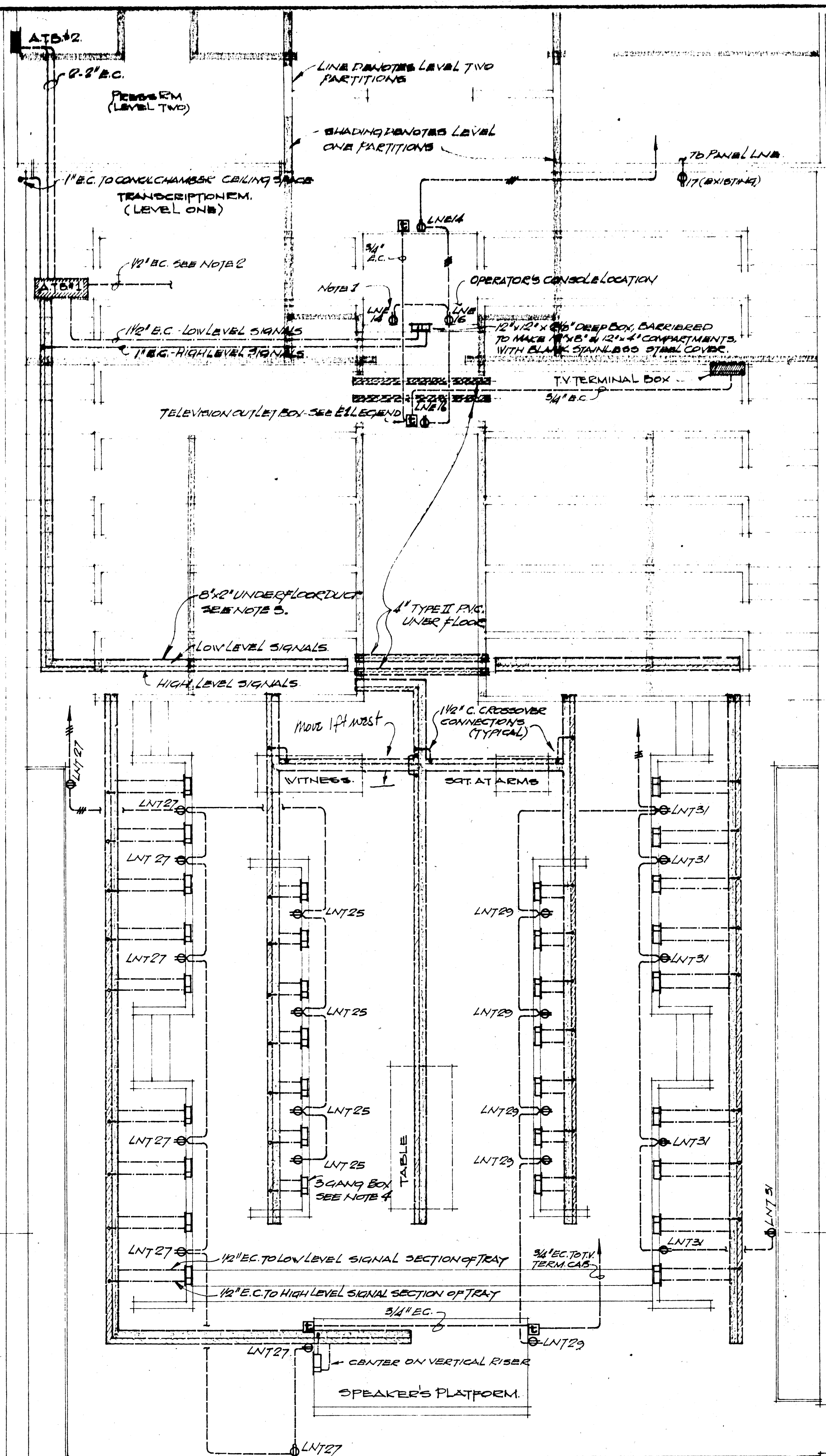
DRAWING TITLE
NORTH LOADING RAMP SNOW MELTING

PROJECT TITLE
TERRITORIAL ADMINISTRATION BUILDING
WHITEHORSE, Y.T.

DRAWING NO.

SK-

E 27



NOTES:

1. RECEPTACLES FOR OPERATOR'S CONSOLE - LOCATE 3' BELOW HANDRAIL TO RECEPTACLE CENTERLINE. MOUNT HORIZONTALLY.
2. 12" EMPTY CONDUIT IN CEILING SPACE OF LEVEL 1 TO OUTLET BOX IN CEILING OF RM #159 (SPEAKER). FROM RM #159 TO BOX 10' IN ROOM EACH WALL IN SOUTHWEST CORNER OF OFFICE AREA ROOM #140 & THEN TO BOX 10' IN NORTHWEST.
3. UNDERFLOOR TRAY, 8" x 2", BARBERED INTO 6" x 2" LOW LEVEL SIGNAL & 2" x 2" HIGH LEVEL SIGNAL SECTIONS. TO BE ACCESSIBLE BY LIFTING CARPET & PLANKS. SPLICE IN APPROX 2' SECTIONS AT 10' CENTERS. LEAVE PULL ROPE IN EACH SECTION.
4. OUTLET BOX - PROVIDE 50% ONLY COVER, JACKS BY OTHERS. SCALE BOX BARBERED INTO 6" GANG SECTION FOR LOW LEVEL & 3" GANG SECTION FOR HIGH LEVEL SIGNALS. MOUNT 3" BELOW TOP OF SCREEN WALL TO RECEPTACLE CENTERLINE. MOUNT HORIZONTALLY. CENTER BOX OF SIGNAL TO END BLOCKING AS REQD.
5. CONNECTIONS FOR COMMUNICATIONS SYSTEMS FOR TABLE SEE AT ARMS & WITNESS BY OTHERS.

AS BUILT DRAWINGS

PART PLAN COUNCIL CHAMBER - 1/4" = 1'-0"



Public Works Canada
Travaux publics
Canada
Pacific Region

PROJECT NO.
80837

DATE
14-05-75


SCALE
1/4" = 1'-0"

DRAWN
SCHULTZ

CHECKED

APPROVED

**GOVERNMENT
OF THE
YUKON TERRITORY**



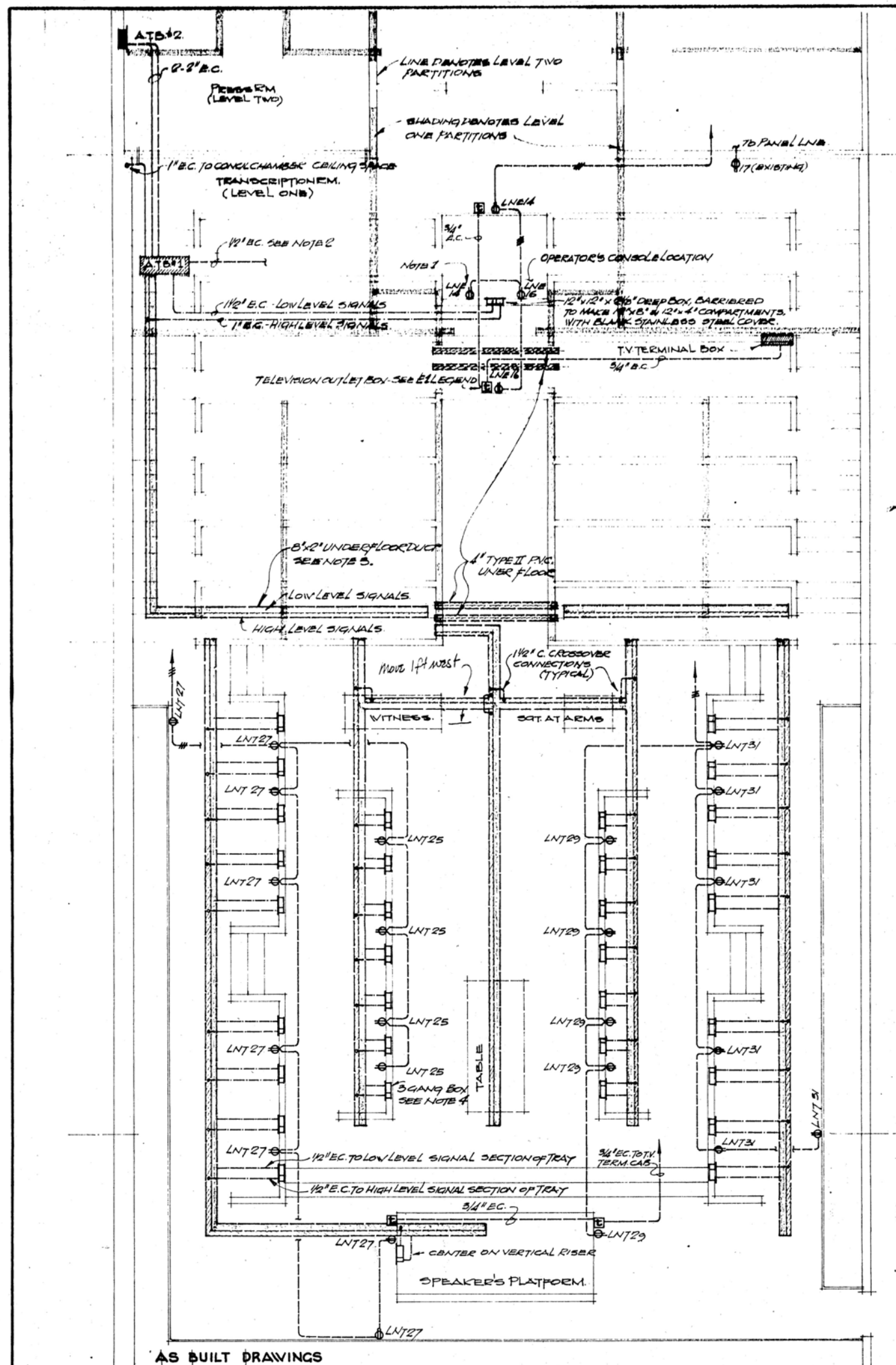
DRAWING TITLE
COUNCIL CHAMBER
POWER & COMMUNICATIONS LAYOUT

PROJECT TITLE
TERRITORIAL ADMINISTRATION BUILDING
WHITEHORSE, Y.T.

DRAWING NO.

SK

E 28



NOTES:

1. RECEPTACLES FOR OPERATOR'S CONSOLE - LOCATE 3' BELOW HANDRAIL TO RECEPTACLE CENTERLINE. MOUNT HORIZONTALLY.
2. 1/2" EMPTY CONDUIT IN CEILING SPACE OF LEVEL 1 TO OUTLET BOX IN CEILING OF RM #139 (SPEAKER). FROM THERE 1/2" TO BOX 10' IN ROOM EACH WALL IN NORTHWEST CORNER OF OFFICE AREA ROOM #140 & THEN TO BOX 10' NORTHWEST.
3. UNDERFLOOR TRAY, 8"x4", BARRED INTO 6"x2" LOW LEVEL SIGNAL & 2"x2" HIGH LEVEL SIGNAL SECTIONS. TO BE ACCESSIBLE BY LIFTING CARPET & PLYWOOD & SPLICE IN APPROX 2' SECTIONS AT 10' CENTERS. LEAVE PULL ROPE IN EACH SECTION.
4. OUTLET BOX - PROVIDE 5/8" ONLY. COVER & JACKS BY OTHERS. SCALE 1/2" BOX BARRED INTO 6" GANG SECTION FOR LOW LEVEL & 3" GANG SECTION FOR HIGH LEVEL SIGNALS. MOUNT 3" BELOW TOP OF SCREEN WALL TO RECEPTACLE CENTERLINE. MOUNT HORIZONTALLY. CENTER 5' FROM END OF BOX & END BLOCKING AS REQD.
5. CONNECTIONS FOR COMMUNICATIONS SYSTEMS FOR TABLE SEE AT ARMS & WITNESS BY OTHERS.

AS BUILT DRAWINGS

PART PLAN COUNCIL CHAMBER - 1/4" = 1'-0"

Public Works
Canada
Pacific Region

PROJECT NO.
83837
DATE
14-5-75
SCALE
1/4" = 1'-0"
DRAWN
SCHUSTER
CHECKED
APPROVED

GOVERNMENT
OF THE
YUKON TERRITORY

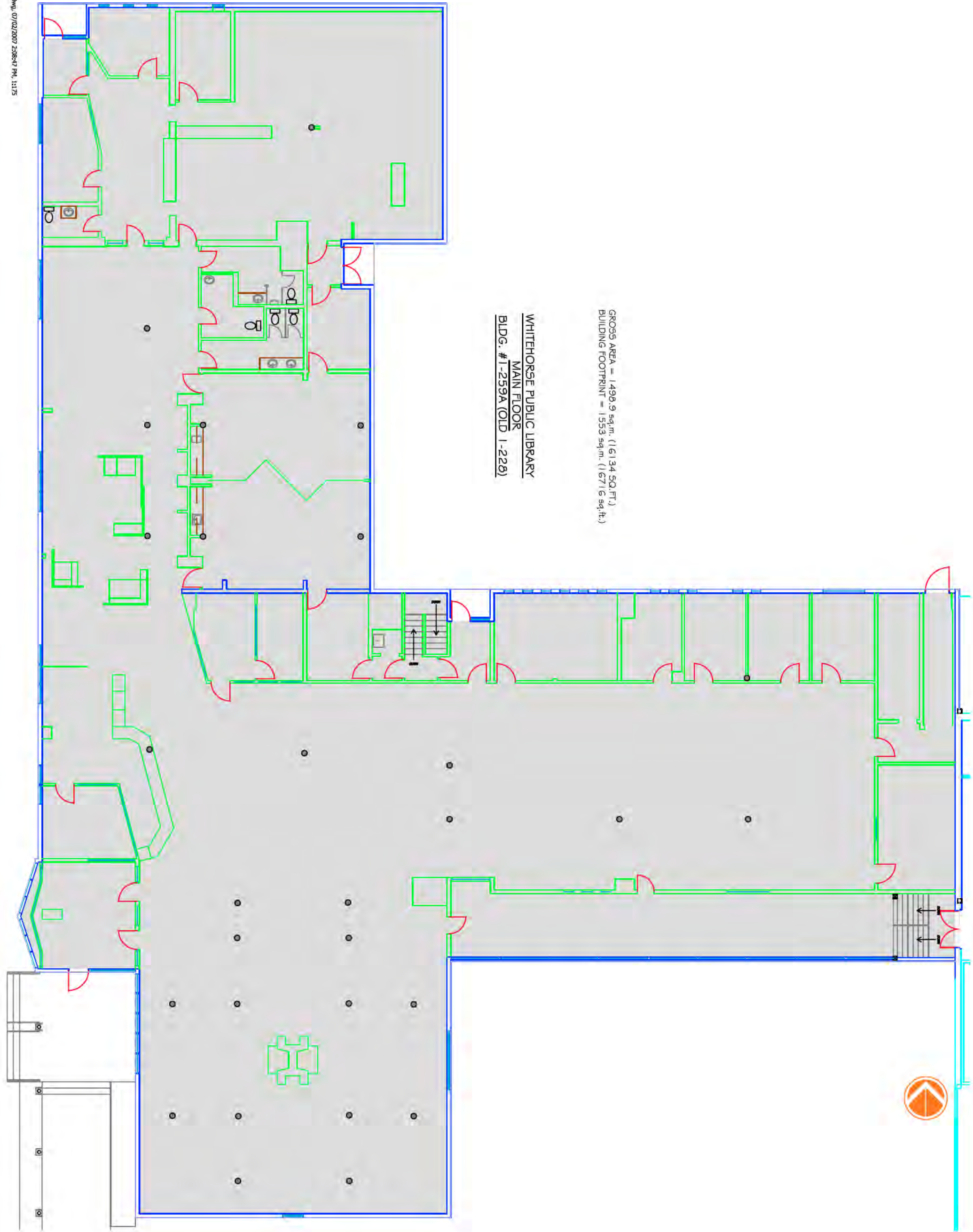


DRAWING TITLE
COUNCIL CHAMBER
POWER & COMMUNICATIONS LAYOUT
PROJECT TITLE
TERRITORIAL ADMINISTRATION BUILDING
WHITEHORSE, Y.T.

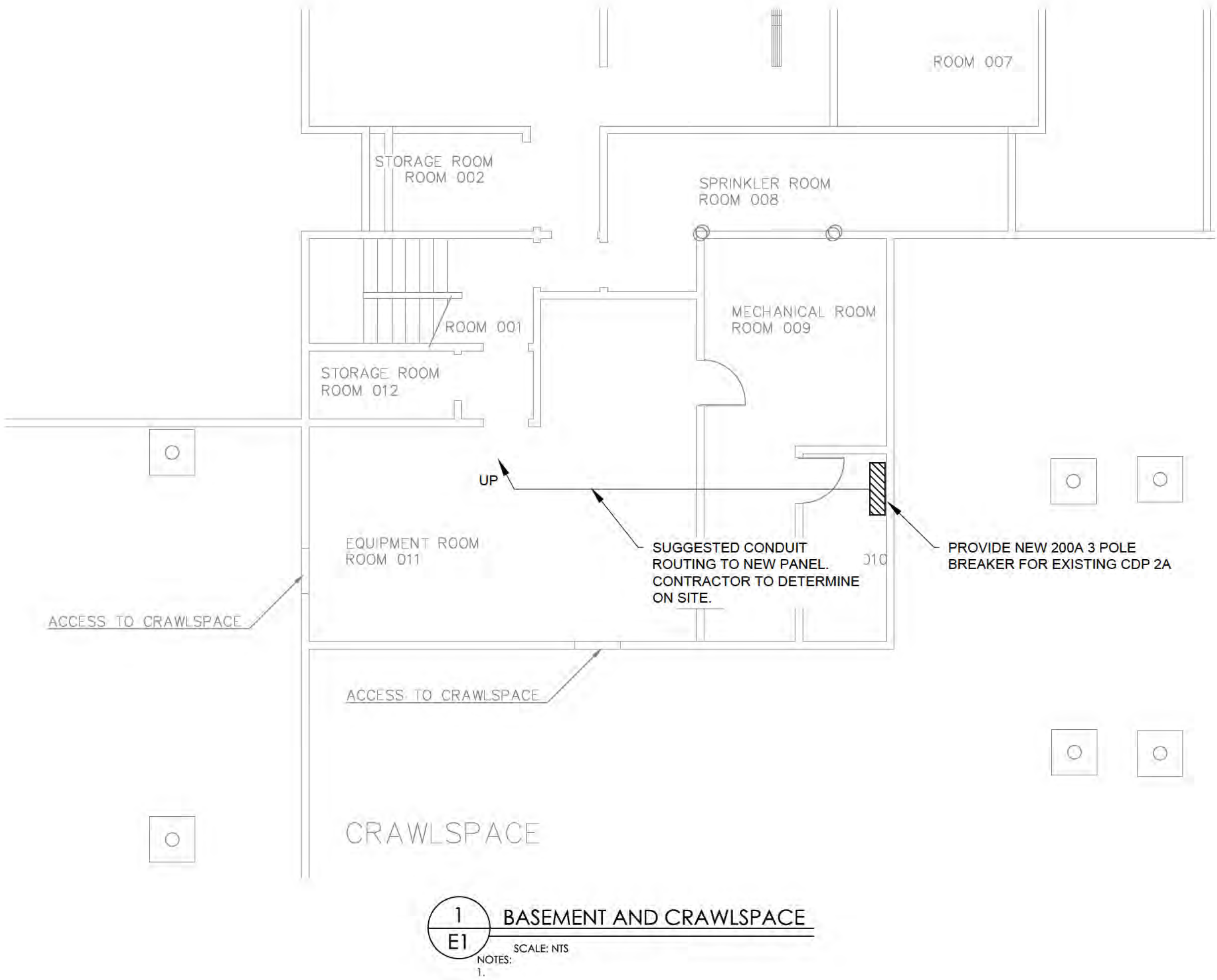
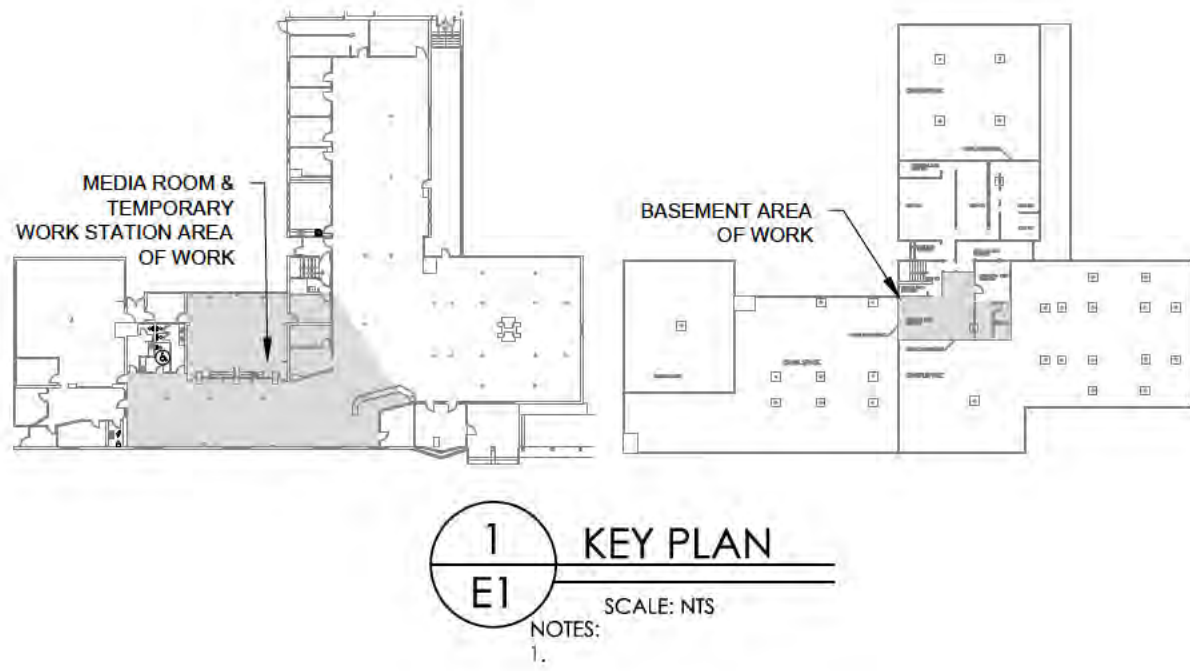
DRAWING NO.

SK

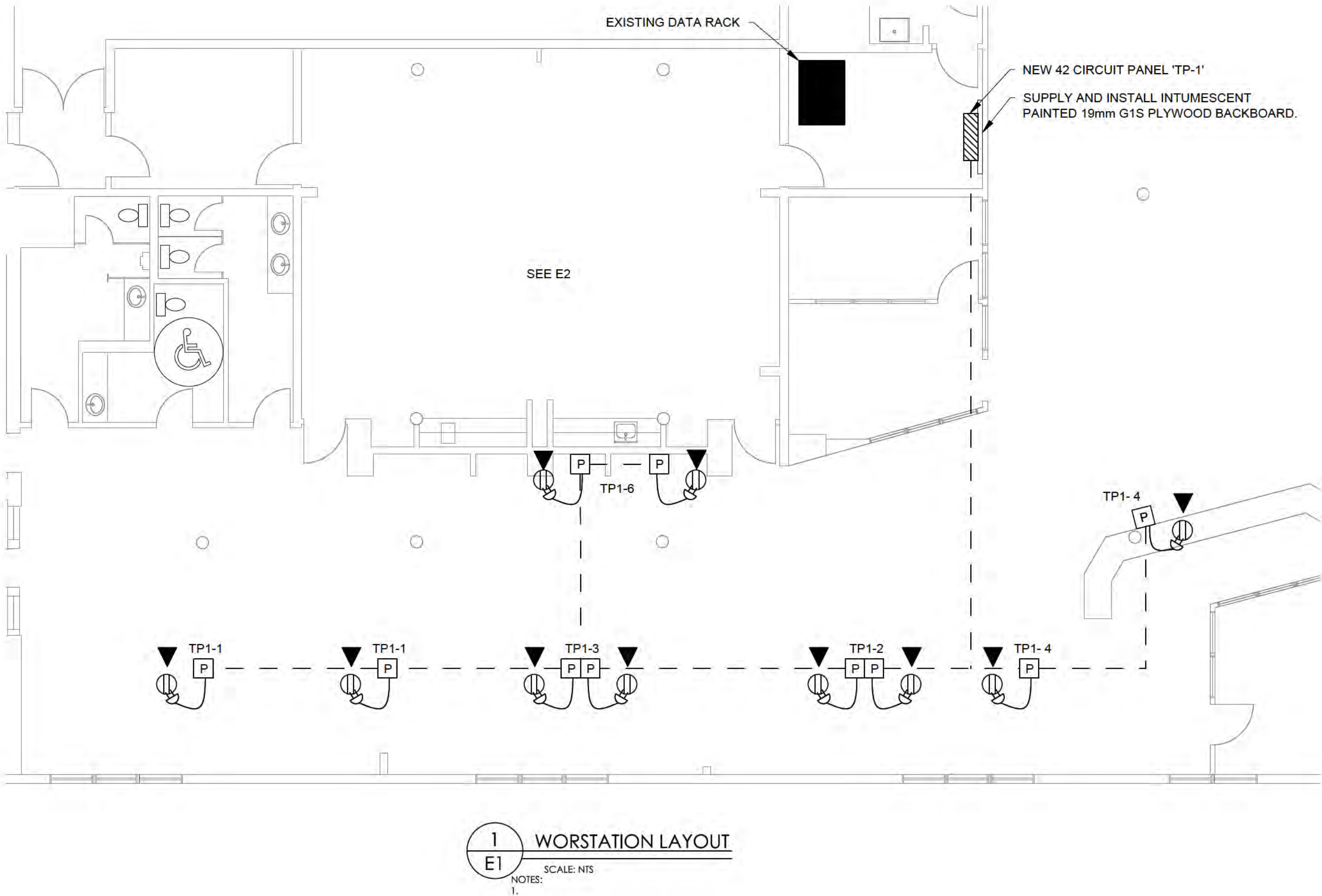
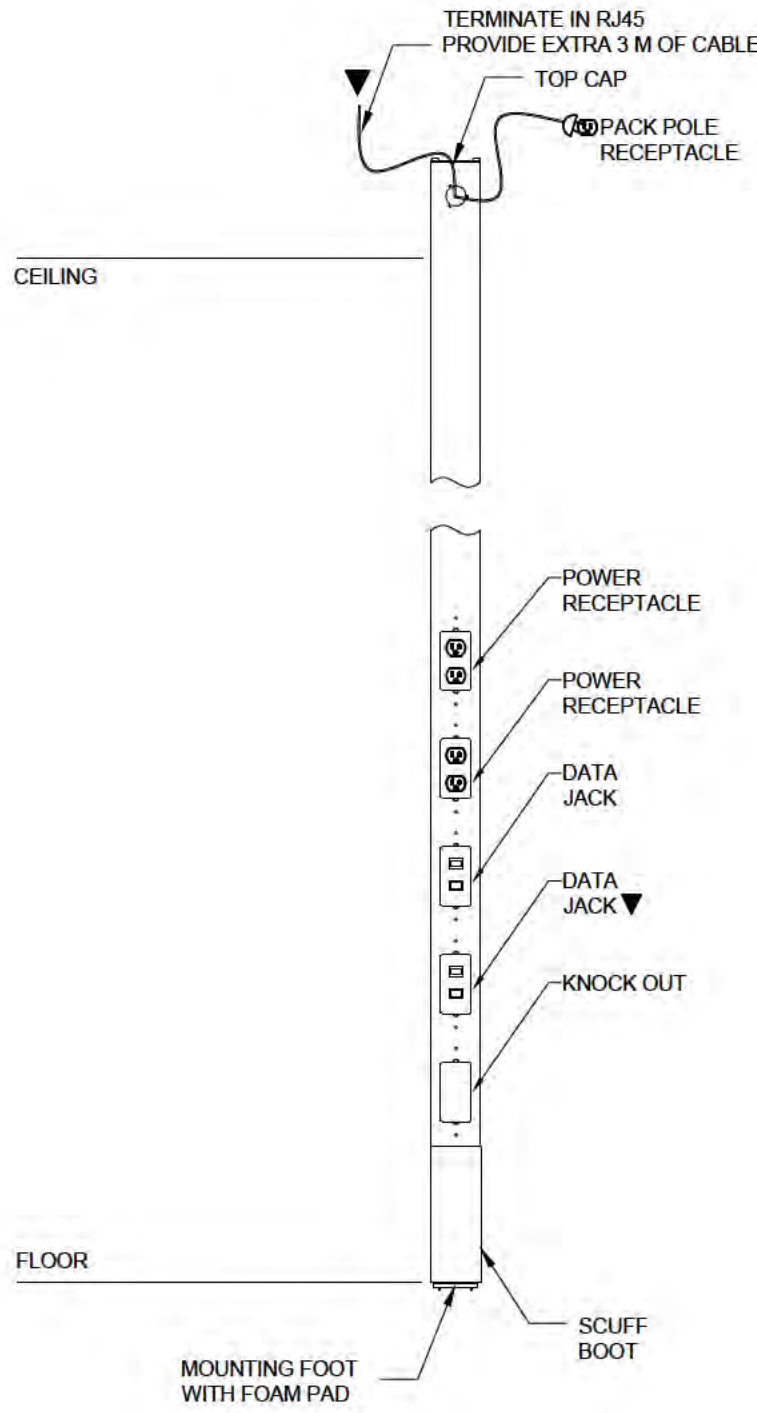
E 28



ELECTRICAL LEGEND	
	SURFACE POWER PANEL
	RECESSED POWER PANEL
	DUPLEX RECEPTACLE
	CH = COUNTER HEIGHT
	20 AMP RECEPTACLE T SLOT
	SPECIAL PURPOSE RECEPTACLE OR RECEPTACLE
	JUNCTION BOX
	CIRCUIT BREAKER
	PACK POLE
	DATA JACK
	WALL MOUNTED FIXTURE
	RECESSED FIXTURE
	LINEAR FIXTURE
	T-BAR CEILING



TP-1					
PANEL LOCATION:					
Voltage: 120/208V					
PHASE: 3		Feeder Size:			
NAME OF LOAD	POLES / AMPS	CCT NO.	CCT NO.	POLES / AMPS	NAME OF LOAD
WORK STATION	1/20	1	2	1/20	WORK STATION
WORK STATION	1/20	3	4	1/20	WORK STATION
		5	6	1/20	WORK STATION
		7	8		
		9	10		
		11	12		
		13	14		
		15	16		
		17	18		
		19	20		
		21	22		
		23	24		
		25	26		
		27	28		
		29	30		
		31	32		
		33	34		
		35	36		
SPARE	1/15	37	38	1/15	SPARE
SPARE	1/20	39	40	1/20	SPARE
SPARE	1/20	41	42	1/20	SPARE



COPYRIGHT 2022 DORWARD ENGINEERING SERVICES LTD. 0289

THIS DRAWING AND THE DESIGN SHOWN ARE PROTECTED BY COPYRIGHT LAW AND ARE THE EXCLUSIVE PROPERTY OF DORWARD ENGINEERING SERVICES LTD AND MAY NOT BE REPRODUCED WITHOUT THE WRITTEN CONSENT OF DORWARD ENGINEERING SERVICES LTD.

CONTRACTORS SHALL VERIFY AND BE RESPONSIBLE FOR ALL DIMENSIONS AND PROMPTLY REPORT ANY ERRORS AND/OR OMISSIONS TO DORWARD ENGINEERING SERVICES LTD.

NOTES:

1. ALL WIRING IN SURFACE CONDUIT TO ENGINEERS APPROVAL

REVISIONS:			
NO.	DATE	BY	DESCRIPTION
01	03/05/22	RD	ISSUED FOR 65% REVIEW

PERMIT TO PRACTICE:

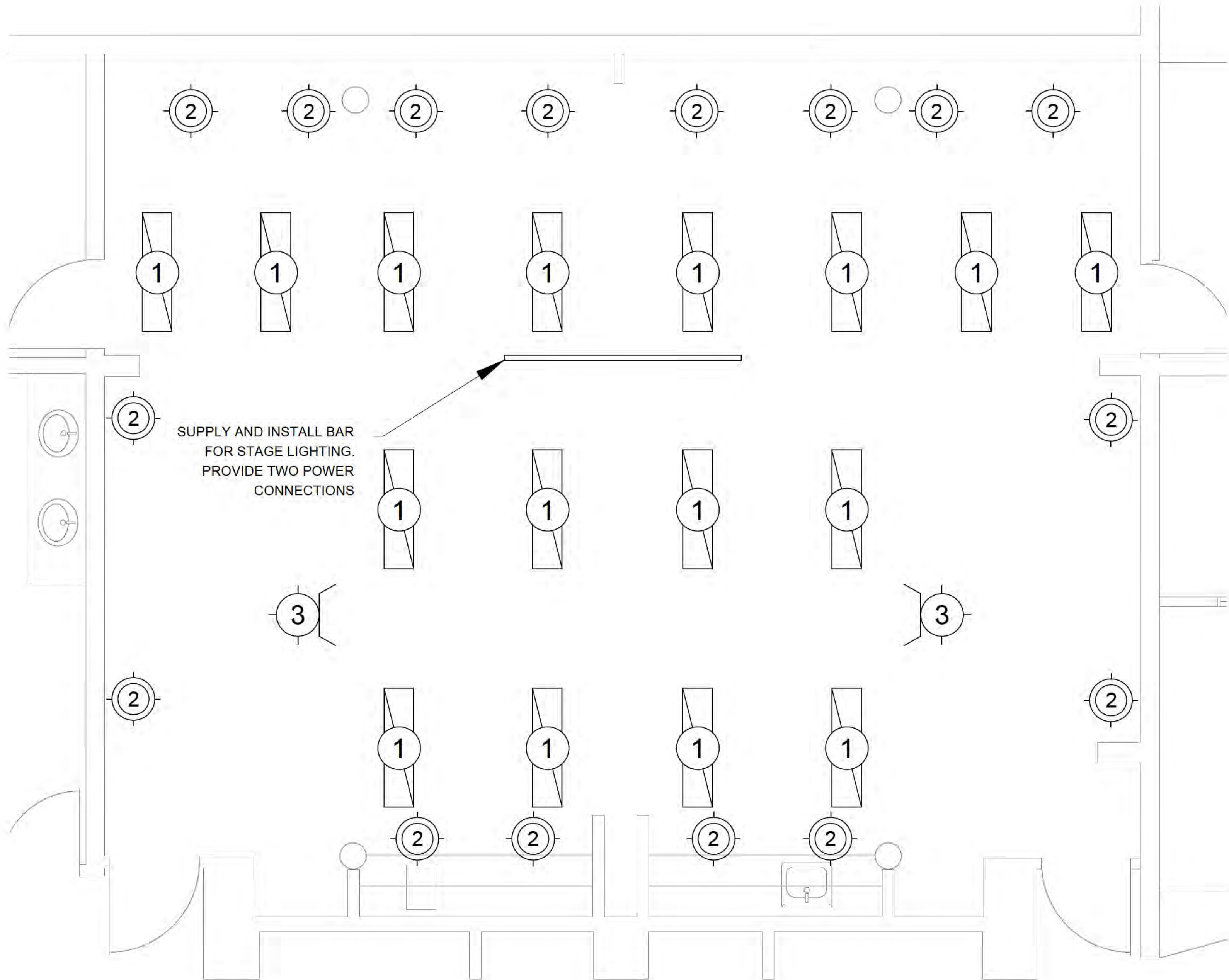
NOT APPROVED FOR CONSTRUCTION

DORWARD ENGINEERING SERVICES LTD.
CONSULTING ELECTRICAL ENGINEERS

UNIT 402 - 309 STRICKLAND ST.
WHITEHORSE, YUKON
CANADA Y1A 2J9

Phone: (867) 668-6888
Email: dorward@ieee.org

PROJECT:	
M.A.B. LIBRARY WORKSTATIONS & MEDIA ROOM	
DRAWING TITLE:	
WORK STATIONS AND DETAILS	
SCALE:	AS SHOWN
DATE:	MARCH 2022
DESIGN:	RD
DRAWN:	KM
CHECKED:	RD
NOT APPROVED FOR CONSTRUCTION	
D.E.S. PROJECT NUMBER:	SHEET:
22005	E1



SUPPLY AND INSTALL BAR
FOR STAGE LIGHTING.
PROVIDE TWO POWER
CONNECTIONS

1
E2
MEDIA ROOM LAYOUT
SCALE: NTS
NOTES:
1.

LUMINAIRE SCHEDULE										
#	TYPE	MANUFACTURER	CATALOGUE #	DESCRIPTION OF FIXTURE	LUMENS	WATTS	VOLTAGE	MOUNTING	DESCRIPTION OF LENS	REMARKS
1	LED	LITHONIA	CPANL 1X4 24/33/44LM 40K M4	1X4 TBAR	2400/3300 /4400	20/28/39	120	TBAR	-	SET TO 4400 LUMENS. ALLOW FOR CUSTOMIZATION DURING COMMISIONING TO SATISFACTION OF ENGINEER.
2	LED	HALO	HLB8LS9FSE010MW	8" DOWN LIGHT	1400/1900 /2400	-	120	DOWNLIGHT	-	SET TO 1900 LUMENS AND 4000K. ALLOW FOR CUSTOMIZATION DURING COMMISIONING TO SATISFACTION OF ENGINEER.
3	LED	HALO	LJ807HOFLL8040P	TRACK LIGHT	2600	34	120	WALL MOUNT	-	C/W JUNO TRACK. PROVIDE 4 HEADS PER TRACK

COPYRIGHT 2022 DORWARD ENGINEERING SERVICES LTD.
THIS DRAWING AND THE DESIGN SHOWN ARE PROTECTED BY COPYRIGHT LAW AND ARE THE EXCLUSIVE PROPERTY OF DORWARD ENGINEERING SERVICES LTD AND MAY NOT BE REPRODUCED WITHOUT THE WRITTEN CONSENT OF DORWARD ENGINEERING SERVICES LTD.
CONTRACTORS SHALL VERIFY AND BE RESPONSIBLE FOR ALL DIMENSIONS AND PROMPTLY REPORT ANY ERRORS AND/OR OMISSIONS TO DORWARD ENGINEERING SERVICES LTD.
NOTES:
1. ALL WIRING IN SURFACE CONDUIT TO ENGINEERS APPROVAL

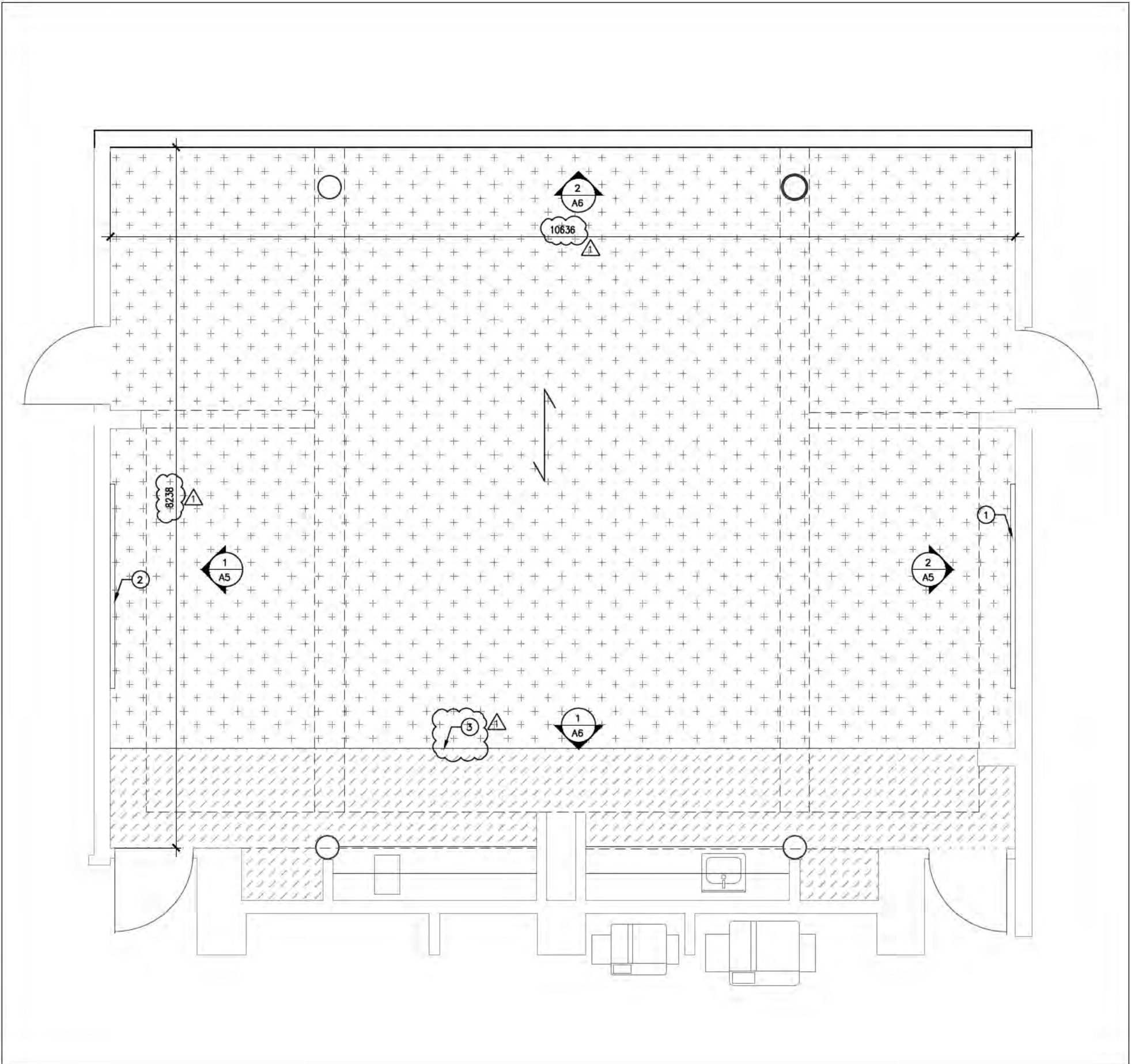
REVISIONS:			
NO.	DATE	BY	DESCRIPTION
01	03/05/22	RD	ISSUED FOR 65% REVIEW

PERMIT TO PRACTICE:

NOT APPROVED FOR CONSTRUCTION

DORWARD ENGINEERING SERVICES LTD.
CONSULTING ELECTRICAL ENGINEERS
UNIT 402 - 309 STRICKLAND ST.
WHITEHORSE, YUKON
CANADA Y1A 2J9
Phone: (867) 668-6688
Email: dorward@ieee.org

PROJECT: M.A.B. LIBRARY WORKSTATIONS & MEDIA ROOM	
DRAWING TITLE: MEDIA ROOM LIGHTING	
SCALE:	AS SHOWN
DATE:	MARCH 2022
DESIGN:	RD
DRAWN:	KM
CHECKED:	RD
NOT APPROVED FOR CONSTRUCTION	
D.E.S. PROJECT NUMBER:	SHEET:
22005	E2



EXISTING FLOOR MAKES NOISE WITH MOVEMENT FOR WHICH NON-STRUCTURAL REPAIR SHALL BE ADDRESSED DURING CARPET REPLACEMENT. TIGHTEN FASTENINGS TO UNDERLAYMENT, REPLACEMENT OF UNDERLYING MATERIAL ETC. AS REQUIRED.



REMOVE & REPLACE EXISTING CARPET WITH ASHLAR INSTALLATION CARPET TILE. STANDARD OF ACCEPTANCE- BEAULIEU, FASCINATION, 03 INCLINATION.



EXISTING RESILIENT FLOORING TO REMAIN.

NOTES:

- 1 EXISTING TV TO BE REMOUNTED. SEE ELECTRICAL FOR CONNECTIONS REQUIRED.
- 2 NEW 8'x4' MAGNETIC CERAMIC WHITEBOARD WITH ALUMINUM MARKER TRAY.
- 3 NEW NATURAL FINISH ALUMINUM TAP DOWN TRANSITION STRIP

ALL UNITS ARE IN MILLIMETERS UNLESS SPECIFIED

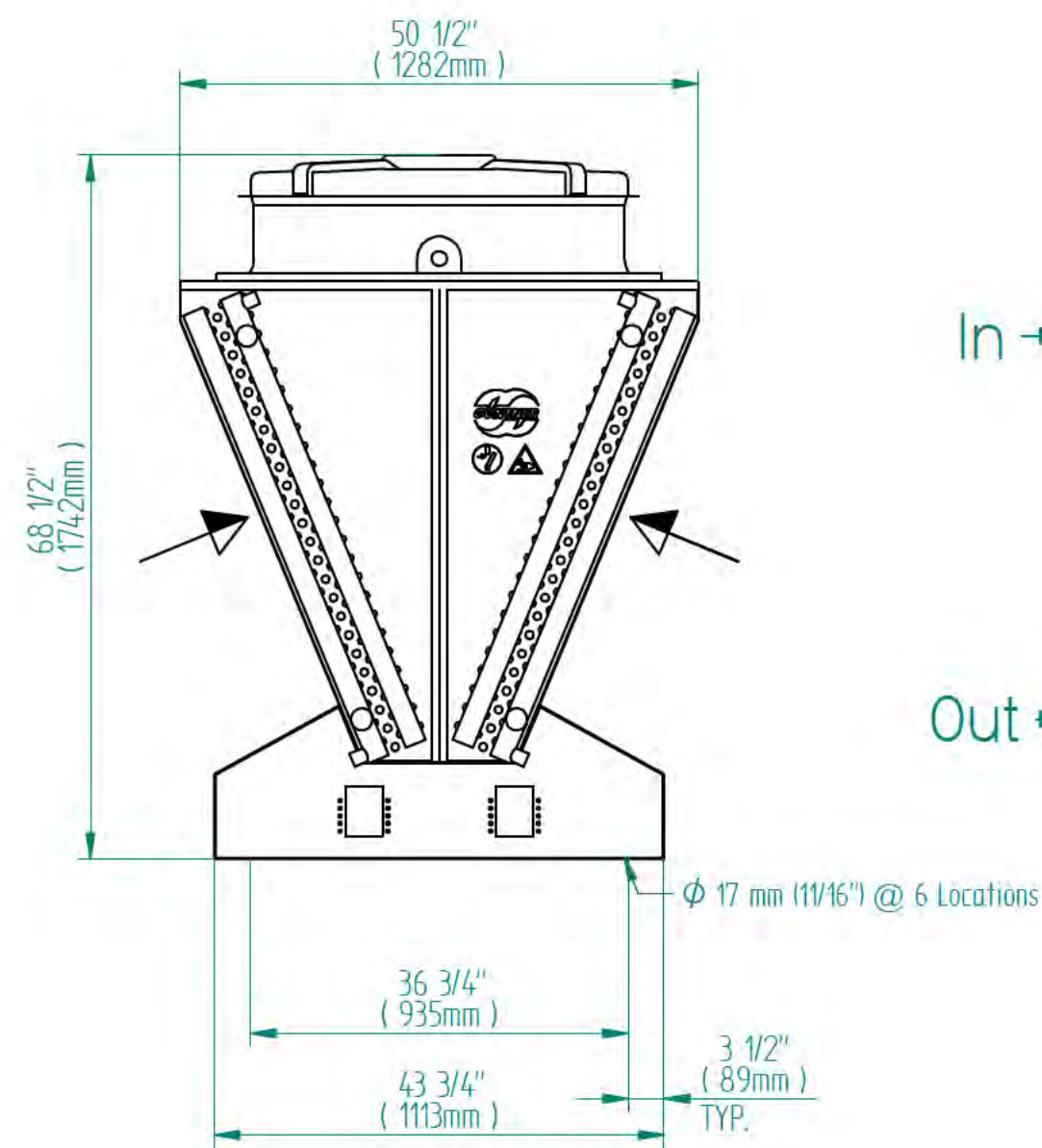
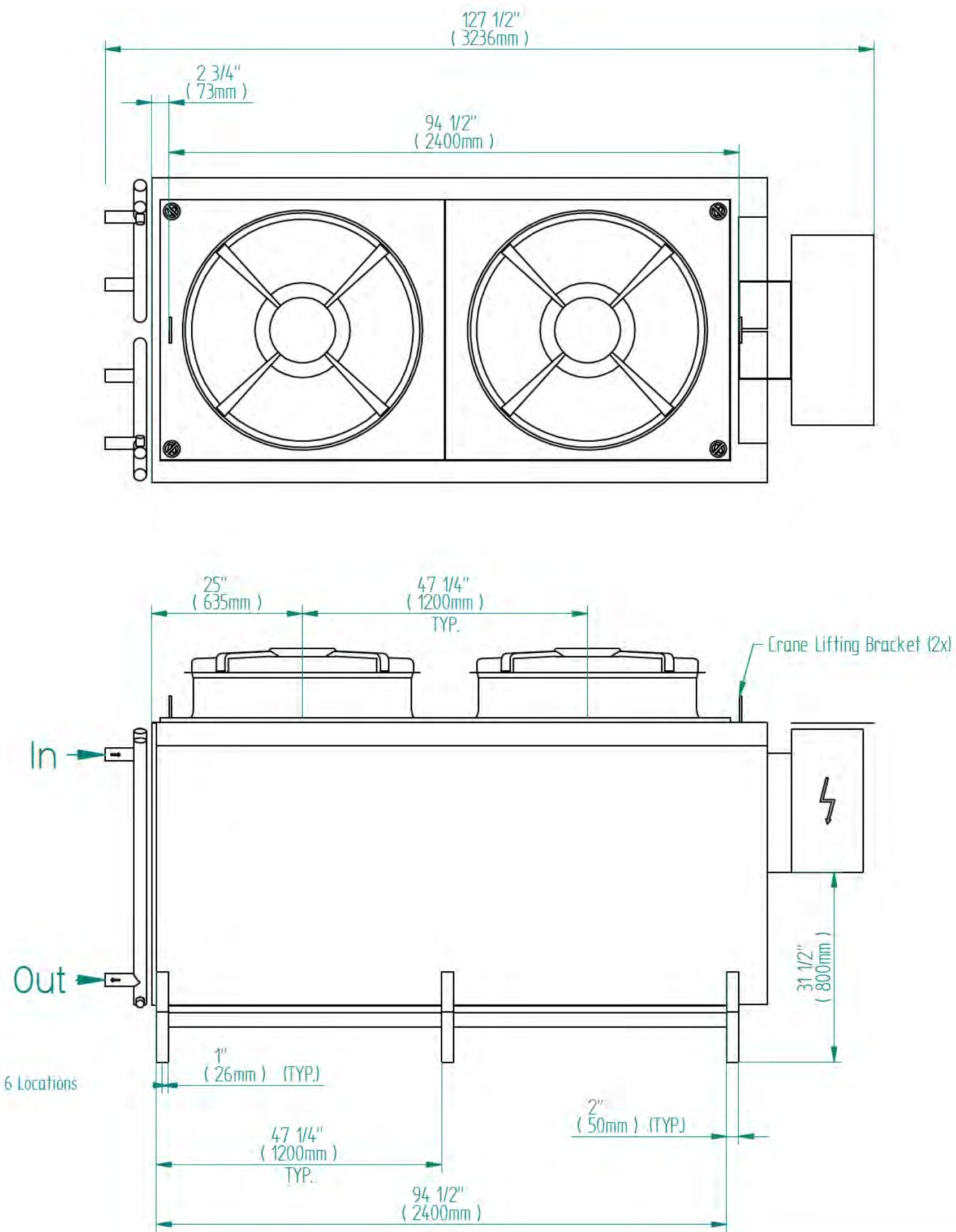
REVISIONS & ISSUES			
04	01/08/22	ADDENDUM 2	ST
03	05/07/22	ISSUED FOR TENDER	ST
02	02/06/22	ISSUED FOR 95% REVIEW	ST
01	04/05/22	ISSUED FOR 65% REVIEW	ST
NO.	dd/mm/yy	DESCRIPTION	BY
DRAWN	ST	SCALE	AS INDICATED
CHK'D	-		

Yukon

Highways and Public Works
Property Management Division

BLDG # 1259
MAIN ADMINISTRATION BUILDING
2071 SECOND AVENUE
WHITEHORSE, YT

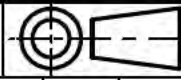

FLOOR FINISH PLAN



See attached the fluid cooler selection. For now I based on Guntner.

Based on 95F ambient like the existing unit. Design day in Whitehorse is 77F.. so we can likely get this into a 1 fan unit if there's interest. Having the larger unit will help with free cooling capabilities.

- This has a fairly small approach for a dry cooler.
- BACnet Included
- Budget Price = \$60,000 + Taxes

Reference #:		Project:	
Notes: Preliminary Drawing. Do not use for construction. Coil inlet and outlet details and quantities often vary from the sample shown above			
Guntner U.S. Ref. #:		Dimensions in inches (mm)	
scale		1 : 18	sheet 1/1 size DIN A2
material			
weight (kg)			
notice			
type		GVW-GFW 090.2/2	
name		Condenser / Cooler	
Baan-No.			
revision		date	name
drawing number		114202194842	index
customer			
project/ quantity			
order/ position			
 Guntner U.S. LLC 3601 Algonquin Rd Ste 225 Rolling Meadows, IL 60008 USA Tel. +1 847 781 0900 www.guntnerusa.com			

CLEARANCES

- 72" PERIMETER REQUIRED FOR AIR FLOW.
- 42" RECOMMENDED ELECTRICAL CLEARANCE. SEE LOCAL AND NATIONAL ELECTRICAL CODES.
- 47" REQUIRED ON SIDES FOR FILTER REMOVAL.
- NO OBSTRUCTIONS ABOVE FANS.
- CONTACT FACTORY FOR PIT INSTALLATIONS.

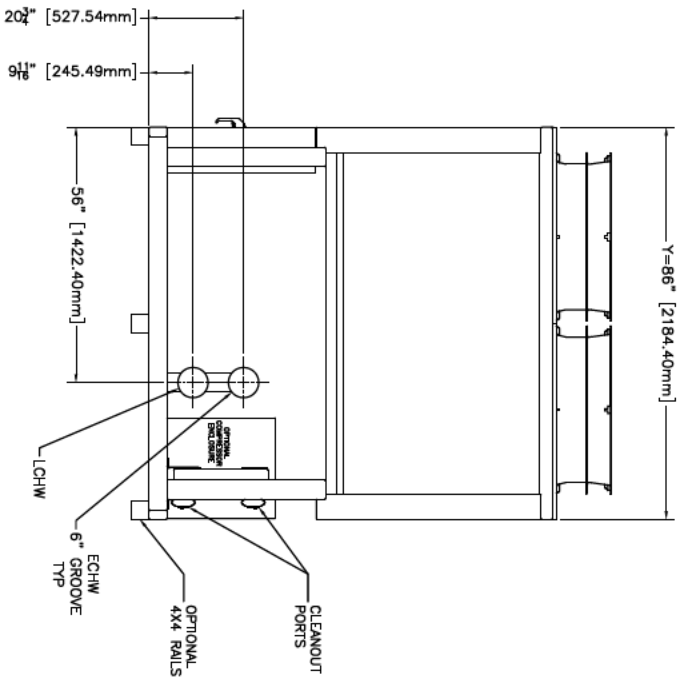
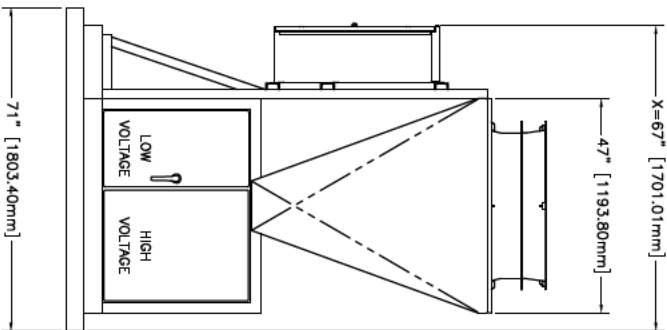
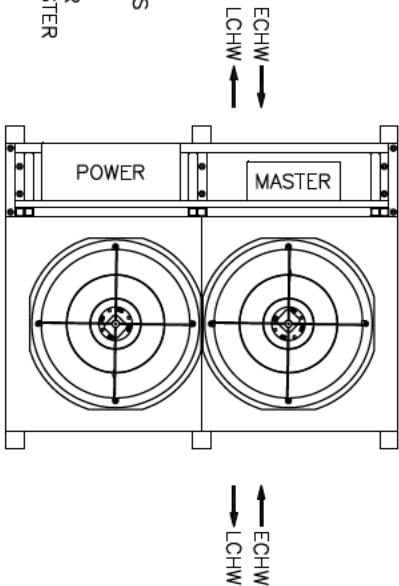
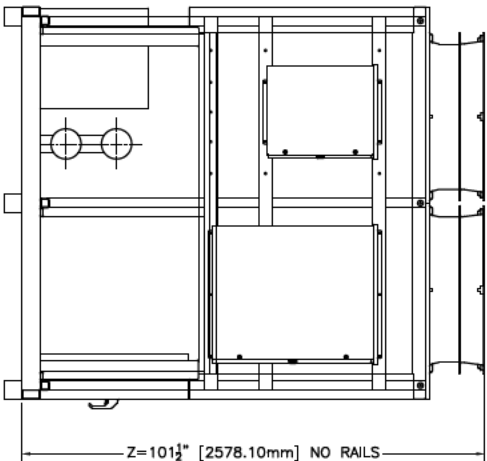
APPROXIMATE WEIGHTS (LBS)

- SHIPPING: 3,695 LBS
- OPERATING: 3,980 LBS
- WATER: 25 GALLONS (210 LBS)
- OPTIONAL 4X4 RAILS (71") (38LBS) (X3)
- OPTIONAL TRANSFORMER (PER MODULE) +180LBS

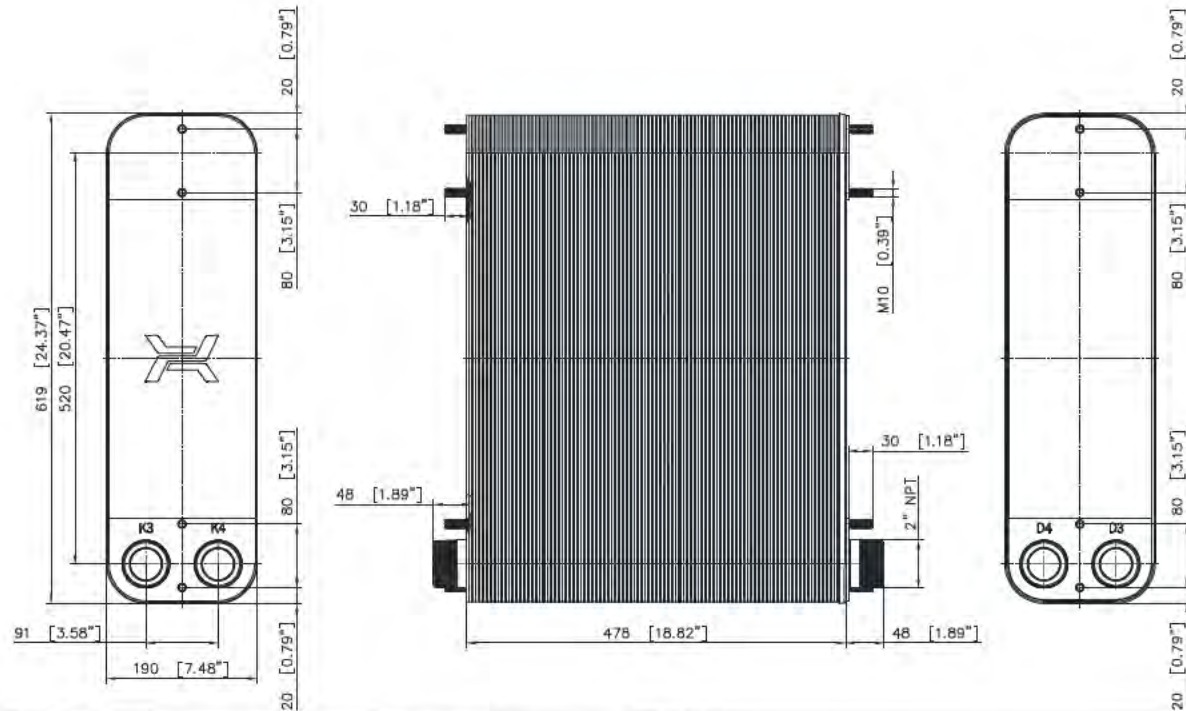
NOTES

- ELECTRICAL BOXES MAY BE MOUNTED ON EITHER END, BUT IS RECOMMENDED TO MOUNT THE MASTER ABOVE THE ENTERING WATER CONNECTION.
- WATER MAY ENTER OR LEAVE EITHER END.
- 4"x4" RAILS SHIP LOOSE (6.5 LBS/FT WEIGHT NOT INCLUDED IN TOTALS).
- 12" CONTRACTOR PIPE STUBS SHIP LOOSE.

THE CONTENT OF THIS DOCUMENT IS CONFIDENTIAL AND INTENDED SOLELY FOR THE GIFTED RECIPIENTS. ALL DRAWINGS ARE FOR REFERENCE ONLY. DIMENSIONS AND WEIGHTS ARE SUBJECT TO CHANGE UPON FINAL DESIGN. SPECIAL OPTIONS MAY REQUIRE PARTS TO SHIP LOOSE.



MUELLER		HEAT EXCHANGERS TECHNICAL DATA SHEET	
Project	000000 My new project		
Calculation	000000 New selection		1
Prepared	2022-10-21	Prepared by	
HEX type	LM110-180-2-2"-UM	Catalog Number	

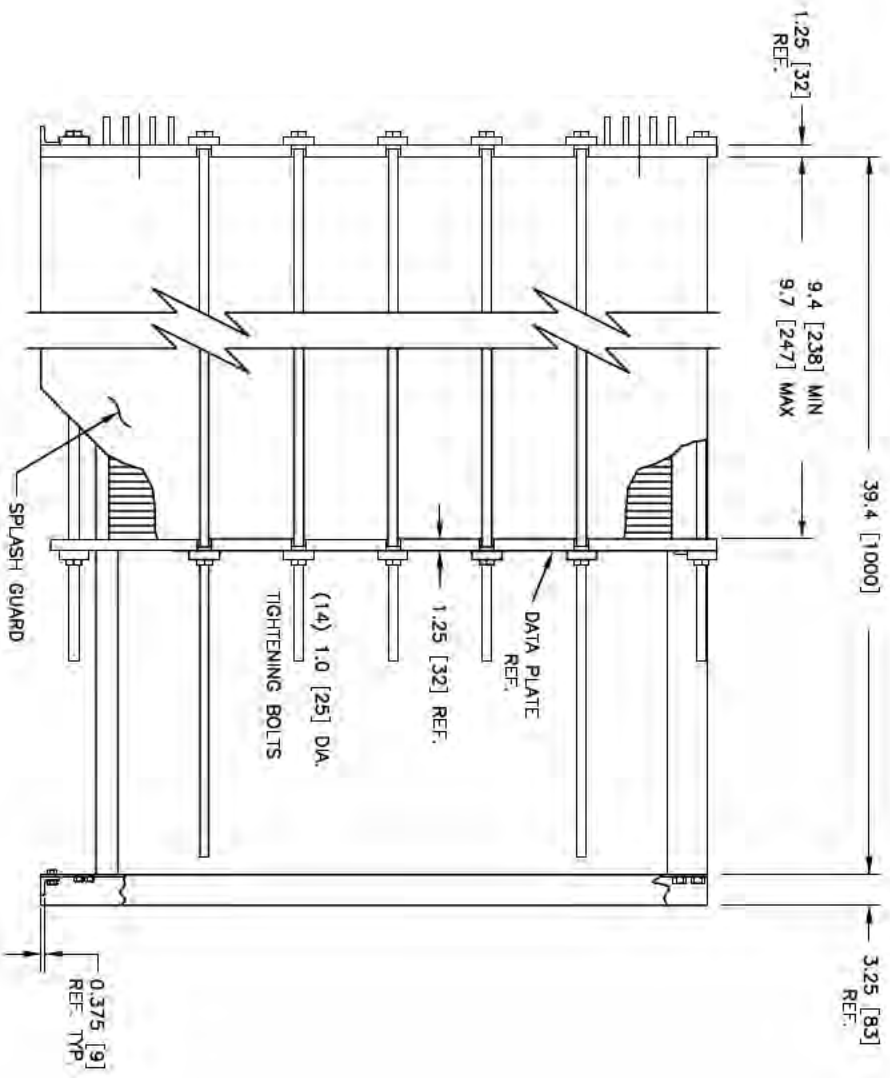
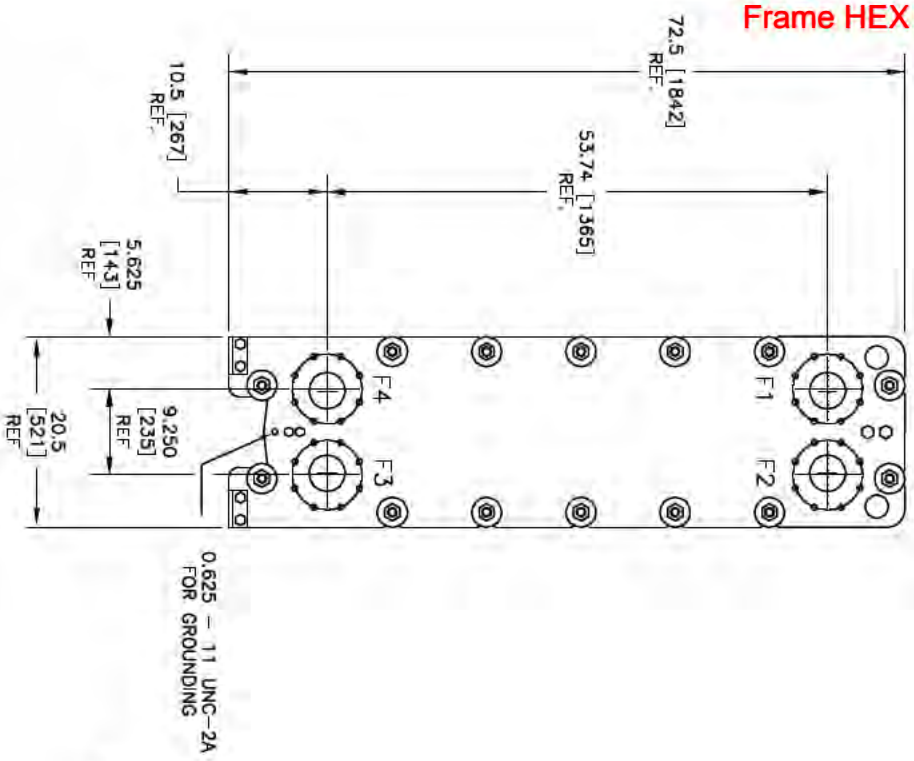


WORKING CONDITIONS		Side 1	Side 2	DESIGN DATA		
Max pressure		362	362	psi	Hot side volume	5.7 USGal
Max temperature		445	445	°F	Cold side volume	5.7 USGal
Min temperature		-150	-150	°F	Weight	171.5 lb

CONNECTION TYPES		STANDARD OF CONNECTIONS LOCATION	
K3	External thread 2"-11 1/2 NPT	(Counter Flow)	
K4	External thread 2"-11 1/2 NPT	K3 - cold side inlet	
D3	External thread 2"-11 1/2 NPT	K4 - hot side outlet	
D4	External thread 2"-11 1/2 NPT	D3 - cold side outlet	
		D4 - hot side inlet	

NOTE(s): 1. Dimensions shown in inches (in.)

Air Economizer Plate and Frame HEX Option



EST. WEIGHT (LBS): 1872 DRY / 2085 WET	
UNIT CONSTRUCTION - ASME CODE	DESIGN CONDITIONS: SIDE-1 SIDE-2
THERMAL PLATES: 0.4mm / AISI304	DSGN PRESS. (PSIG) 150 150
GASKET TYPE: NITRILE HT	TEST PRESS. (PSIG) 195 195
PLATE MIXTURE: TL	DSGN TEMP. (°F) 284 284
MIX (SIDE 1): 1 x 42	MIN. TEMP. (°F) 32 32
MIX (SIDE 2): 1 x 42	
PLATE QUANTITY: 85 / 162 MAX	
CARRY BAR LGTH: 1000mm	
CARRY BAR MTL: ALUM. S/S PROFILE	
TIE BOLTS: STEEL (ZINC PLATED)	
SPLASH GUARD: ALUMINUM	

PORT IDENTIFICATION		CONNECTION - TYPE AND DESCRIPTION	
F1	SIDE-1 IN	4" PORT, STUDDED FOR 150# ANSI FLANGE, STEEL UNLINED	
F4	SIDE-1 OUT	4" PORT, STUDDED FOR 150# ANSI FLANGE, STEEL UNLINED	
F3	SIDE-2 IN	4" PORT, STUDDED FOR 150# ANSI FLANGE, STEEL UNLINED	
F2	SIDE-2 OUT	4" PORT, STUDDED FOR 150# ANSI FLANGE, STEEL UNLINED	

This document contains neither any information which is the property of Xylem Inc., nor any information which is confidential to Xylem Inc. No part of this document may be reproduced or transmitted in any form or by any means, electronic or mechanical, including photocopying, recording, or by any information storage and retrieval system, without prior written approval of Xylem Inc.

ORDER NO. NA DATE HT 10/24/22 2022-10-24-7:53 -00

REV. 1