



Report on Student Outcomes and School Climate OurSCHOOL Secondary School Survey (9290)

OurSCHOOL FH Collins Secondary School Highlights

Your version of the **OurSCHOOL** student survey measures 37 indicators based on the most recent research on school and classroom effectiveness. This report provides highlights based on data from 487 students in this school that participated in the survey between 28 Mar. 2023 and 6 Apr. 2023. The number of students by grade level is:

• grade 8:	124	• grade11:	93
• grade 9:	104	• grade12:	66
• grade10:	100		

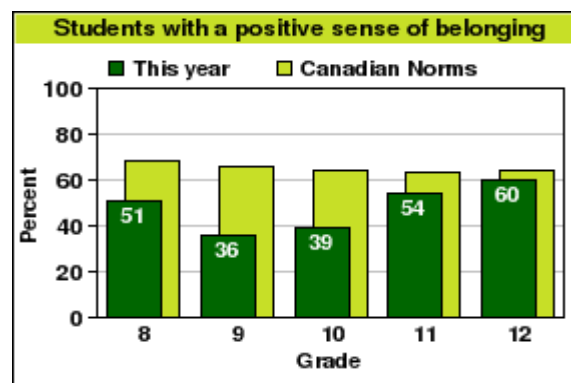
The bar charts show the results by grade for grades with at least 5 students. These are compared with Canadian norms, which are based on last year's results for all students using the OurSCHOOL survey at the grade levels found in this school. For details on the survey see www.thelearningbar.com.

Social-Emotional Outcomes

Students with a positive sense of belonging

Students who feel accepted and valued by their peers and by others at their school.

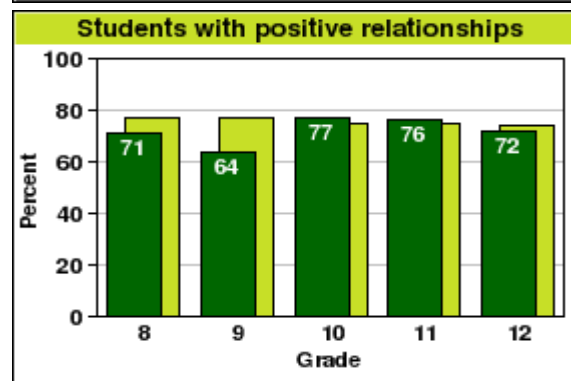
- 47% of students in this school had a high sense of belonging; the Canadian norm for these grades is 65%.
- 44% of the girls and 54% of the boys in this school had a high sense of belonging. The Canadian norm for girls is 60% and for boys is 70%.



Students with positive relationships

Students who have friends at school they can trust and who encourage them to make positive choices.

- In this school, 72% of students had positive relationships; the Canadian norm for these grades is 76%.
- 77% of the girls and 68% of the boys in this school had positive relationships. The Canadian norm for girls is 78% and for boys is 73%.





Report on Student Outcomes and School Climate OurSCHOOL Secondary School Survey (9290)

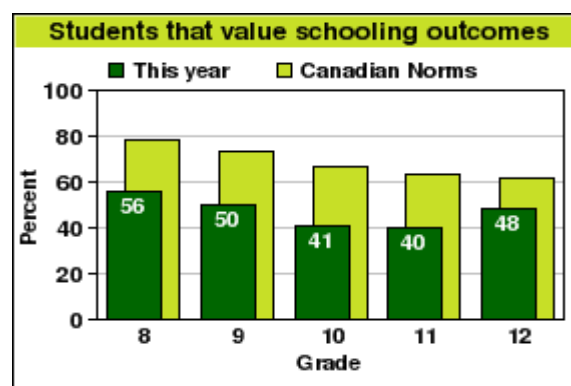
OurSCHOOL FH Collins Secondary School Highlights

Social-Emotional Outcomes

Students that value schooling outcomes

Students who believe that education will benefit them personally and economically, and will have a strong bearing on their future.

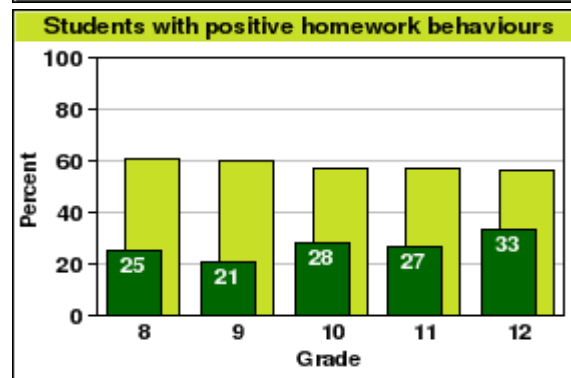
- 48% of students in this school valued school outcomes; the Canadian norm for these grades is 69%.
- 54% of the girls and 45% of the boys in this school valued school outcomes. The Canadian norm for girls is 70% and for boys is 67%.



Students with positive homework behaviours

Students who do homework for their classes with a positive attitude and in a timely manner.

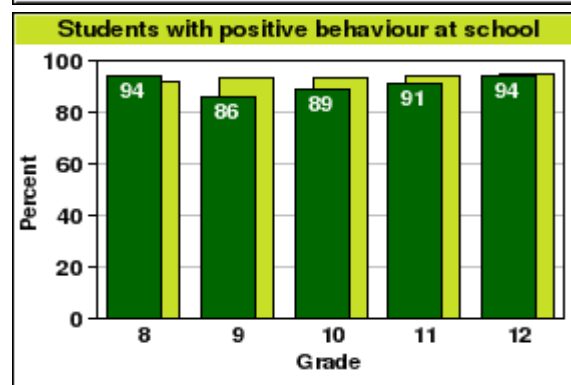
- In this school, 26% of students had positive homework behaviours; the Canadian norm for these grades is 58%.
- 29% of the girls and 24% of the boys in this school had positive homework behaviours. The Canadian norm for girls is 66% and for boys is 51%.



Students with positive behaviour at school

Students that do not get in trouble at school for disruptive or inappropriate behaviour.

- In this school, 91% of students had positive behaviour; the Canadian norm for these grades is 93%.
- 94% of the girls and 90% of the boys in this school with positive student behaviour at school. The Canadian norm for girls is 97% and for boys is 90%.





Report on Student Outcomes and School Climate OurSCHOOL Secondary School Survey (9290)

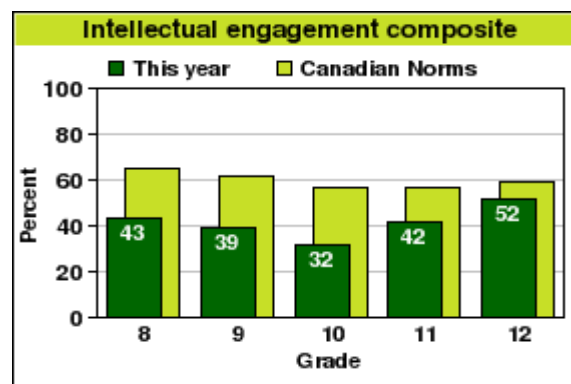
FH Collins Secondary School Highlights

Social-Emotional Outcomes

Intellectual engagement composite

Students who are intellectually engaged and find learning interesting, enjoyable, and relevant.

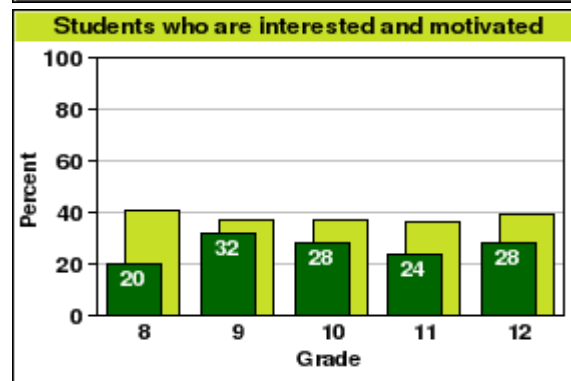
- 41% of students in this school are intellectually engaged. The Canadian norm for these grade levels is 60%.
- 40% of the girls and 42% of the boys in this school were intellectually engaged. The Canadian norm for girls is 61% and for boys is 59%.



Students who are interested and motivated

Students who are interested and motivated in their learning.

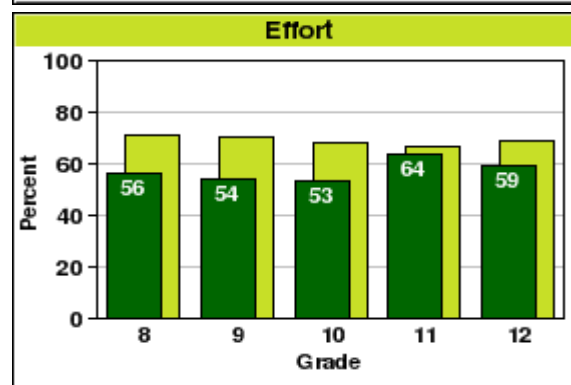
- 26% of students in this school were interested and motivated; the Canadian norm for these grades is 38%.
- 24% of the girls and 28% of the boys in this school were interested and motivated. The Canadian norm for girls is 38% and for boys is 38%.



Effort

Students who try hard to succeed in their learning.

- 57% of students in this school tried hard to succeed; the Canadian norm for these grades is 69%.
- 61% of the girls and 56% of the boys in this school tried hard to succeed. The Canadian norm for girls is 71% and for boys is 67%.





Report on Student Outcomes and School Climate OurSCHOOL Secondary School Survey (9290)

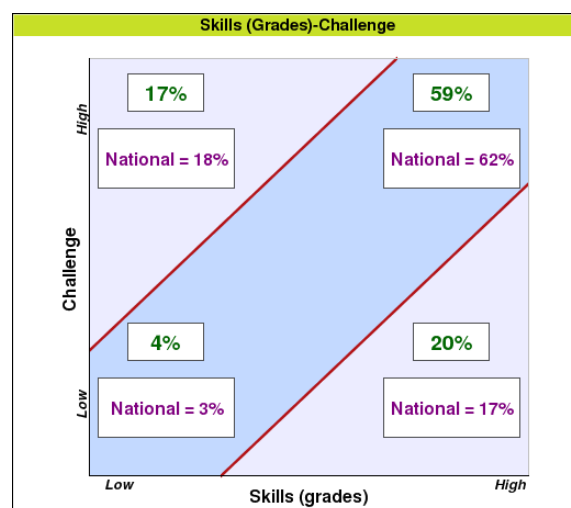
OurSCHOOL FH Collins Secondary School Highlights

Social-Emotional Outcomes

Skills (grades)-challenge

Students who feel challenged in their Language Arts, Math and Science classes and feel confident of their skills in these subjects.

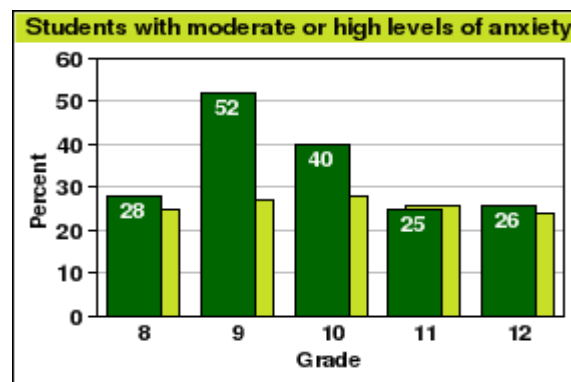
- 59% of students in the school had scores that placed them in the desirable quadrant with high skills and high challenge. The Canadian norm for these grades is 62%.
- 20% of students were confident of their skills but did not find classes challenging. The Canadian norm for these grades is 17%.
- 17% of students were not confident of their skills and found language arts, math or science challenging. The Canadian norm for this category is 18%.
- 4% of students lacked confidence in their skills and did not feel they were challenged. The Canadian norm for this category is 3%.



Students with moderate or high levels of anxiety

Students who have intense feelings of fear, intense anxiety, or worry about particular events or social situations.

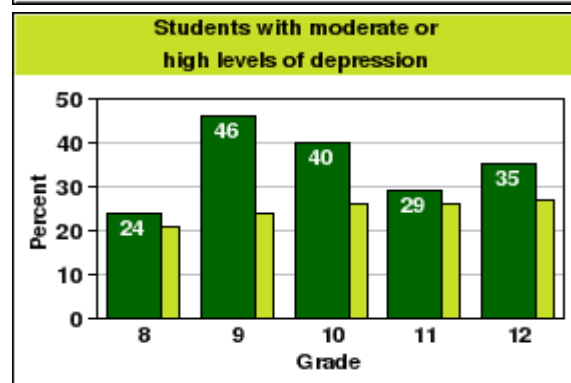
- 35% of students in this school had moderate to high levels of anxiety; the Canadian norm for these grades is 26%.
- 49% of the girls and 21% of the boys in this school had moderate to high levels of anxiety. The Canadian norm for girls is 36% and for boys is 16%.



Students with moderate or high levels of depression

Students who have prolonged periods when they feel sad, discouraged, and inadequate.

- 34% of students in this school had moderate to high levels of depression; the Canadian norm for these grades is 25%.
- 48% of the girls and 21% of the boys in this school had moderate to high levels of depression. The Canadian norm for girls is 33% and for boys is 17%.





Report on Student Outcomes and School Climate OurSCHOOL Secondary School Survey (9290)

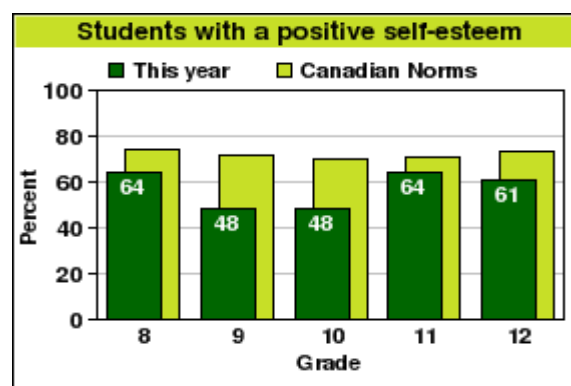
OurSCHOOL FH Collins Secondary School Highlights

Social-Emotional Outcomes

Students with a positive self-esteem

Students who like and accept themselves, and are proud of their accomplishments.

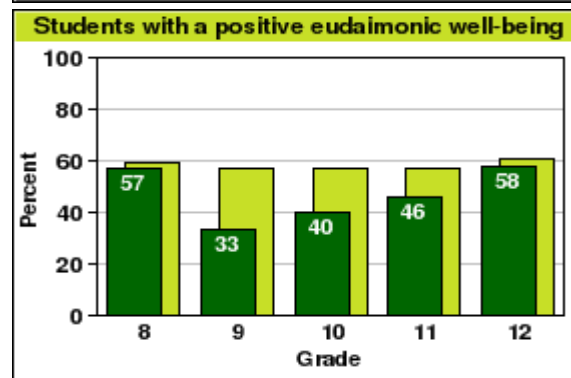
- 57% of students in this school had high self-esteem; the Canadian norm for these grades is 72%.
- 50% of the girls and 65% of the boys in this school had high self-esteem. The Canadian norm for girls is 66% and for boys is 78%.



Students with a positive eudaimonic well-being

Students with positive eudaimonia pursue personally expressive goals and have a sense of purpose in their life.

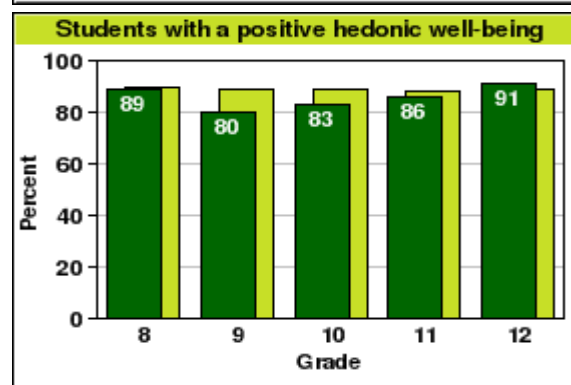
- 46% of students in this school had positive eudaimonia; the Canadian norm for these grades is 58%.
- 45% of the girls and 49% of the boys in this school had positive eudaimonia. The Canadian norm for girls is 55% and for boys is 61%.



Students with a positive hedonic well-being

Students with positive hedonia pursue activities that are fun and interesting to them.

- 86% of students in this school had positive hedonia; the Canadian norm for these grades is 89%.
- 89% of the girls and 83% of the boys in this school had positive hedonia. The Canadian norm for girls is 89% and for boys is 89%.





Report on Student Outcomes and School Climate OurSCHOOL Secondary School Survey (9290)

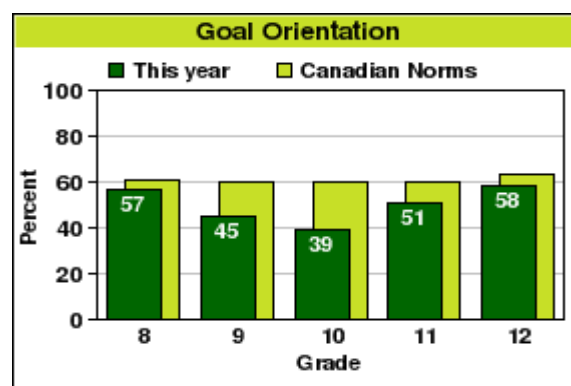
OurSCHOOL FH Collins Secondary School Highlights

Social-Emotional Outcomes

Goal Orientation

Students who set relevant, attainable goals and exert deliberate and persistent effort to achieve them.

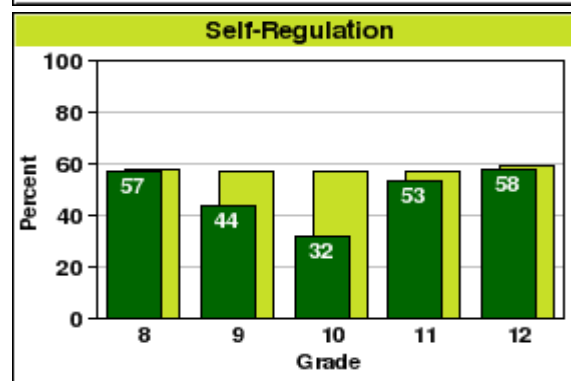
- 50% of students in this school had a positive goal orientation; the Canadian norm for these grades is 61%.
- 47% of the girls and 54% of the boys in this school had a positive goal orientation. The Canadian norm for girls is 58% and for boys is 63%.



Self-Regulation

Students who have the ability to consciously control their emotions and behaviours and maintain focus on a task.

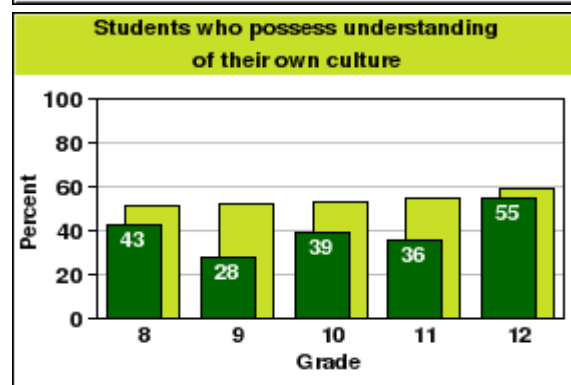
- 49% of students in this school had positive self-regulation; the Canadian norm for these grades is 57%.
- 44% of the girls and 56% of the boys in this school had positive self-regulation. The Canadian norm for girls is 52% and for boys is 63%.



Students who possess understanding of their own culture

Students who have an understanding of the beliefs, values, attitudes and behaviours of their own culture.

- 40% of students in this school had awareness of their own culture; the Canadian norm for these grades is 54%.
- 44% of the girls and 37% of the boys in this school had awareness of their own culture. The Canadian norm for girls is 57% and for boys is 51%.





Report on Student Outcomes and School Climate OurSCHOOL Secondary School Survey (9290)

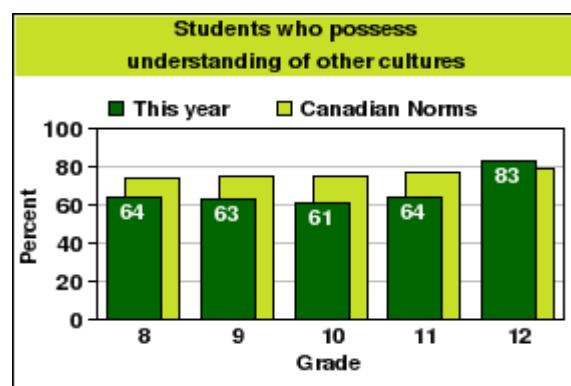
OurSCHOOL FH Collins Secondary School Highlights

Social-Emotional Outcomes

Students who possess understanding of other cultures

Students who have an understanding of the beliefs, values, attitudes and behaviours of those from other cultures.

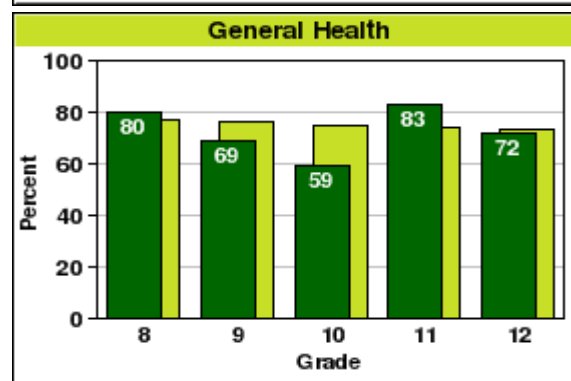
- 66% of students in this school had awareness of other cultures; the Canadian norm for these grades is 76%.
- 74% of the girls and 59% of the boys in this school had awareness of other cultures. The Canadian norm for girls is 82% and for boys is 70%.



General Health

Students who consider their own general health to be good to excellent.

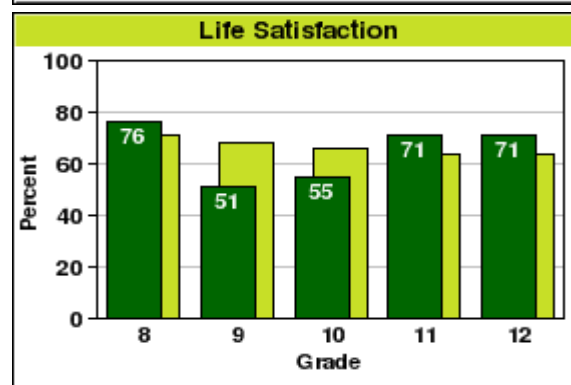
- 73% of students in this school reported having positive general health; the Canadian norm for these grades is 75%.
- 70% of the girls and 78% of the boys in this school reported having positive general health. The Canadian norm for girls is 71% and for boys is 79%.



Life Satisfaction

Students who are satisfied with the overall quality of their lives.

- 65% of students in this school had positive life satisfaction; the Canadian norm for these grades is 66%.
- 63% of the girls and 70% of the boys in this school had positive life satisfaction. The Canadian norm for girls is 60% and for boys is 72%.





Report on Student Outcomes and School Climate OurSCHOOL Secondary School Survey (9290)

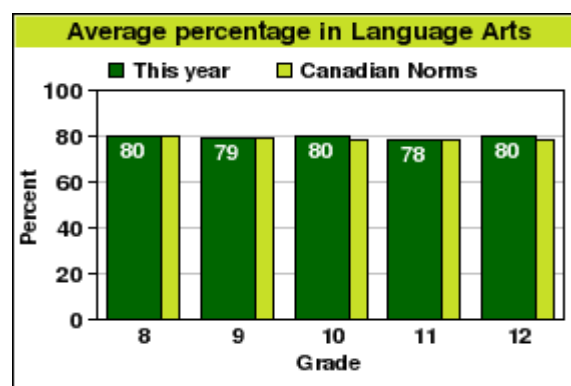
OurSCHOOL FH Collins Secondary School Highlights

Academic Outcomes

Average percentage in Language Arts

Students' overall marks in their current or most recent Language Arts class (e.g., English) were reported as a letter grade and converted to a percentage.

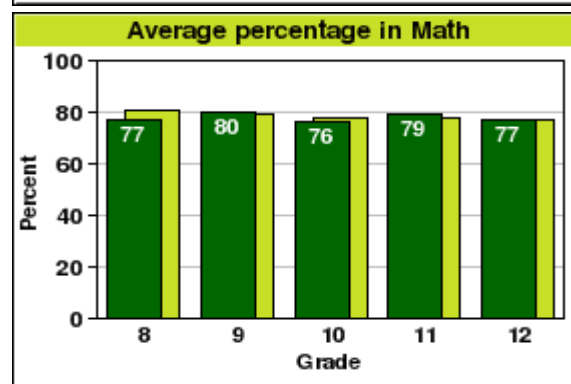
- In this school, students' average reported mark was 79%; the Canadian norm for these grades is 79%.
- In this school, girls' average reported mark was 82% and boys' was 78%. The Canadian norm for girls is 81% and for boys is 77%.



Average percentage in Math

Students' overall marks in their current or most recent Math class were reported as a letter grade and converted to a percentage.

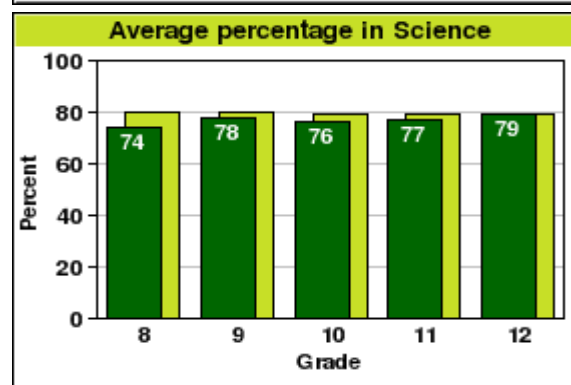
- In this school, students' average reported mark was 78%; the Canadian norm for these grades is 78%.
- In this school, girls' average reported mark was 79% and boys' was 78%. The Canadian norm for girls is 79% and for boys is 78%.



Average percentage in Science

Students' overall marks in their current or most recent Science class (e.g., general Science, biology, chemistry, or physics) were reported as a letter grade and converted to a percentage.

- In this school, students' average reported mark was 76%; the Canadian norm for these grades is 79%.
- In this school, girls' average reported mark was 77% and boys' was 76%. The Canadian norm for girls is 80% and for boys is 78%.





Report on Student Outcomes and School Climate OurSCHOOL Secondary School Survey (9290)

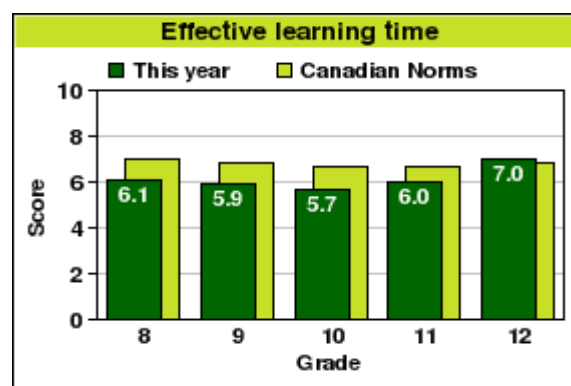
FH Collins Secondary School Highlights

DRIVERS of Student Outcomes

Effective learning time

Important concepts are taught well, class time is used efficiently, and homework and evaluations support course objectives.

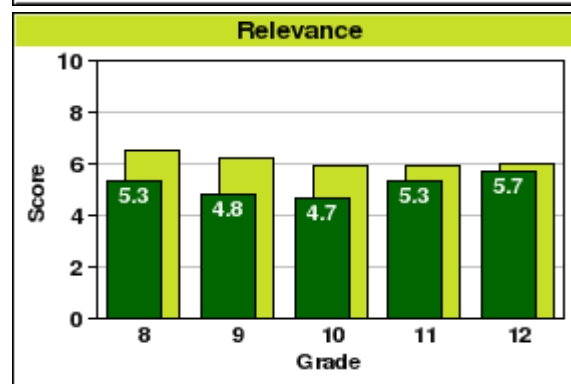
- In this school, students rated effective classroom learning time 6.1 out of 10; the Canadian norm for these grades is 6.8.
- In this school, effective classroom learning time was rated 5.9 out of 10 by girls and 6.3 out of 10 by boys. The Canadian norm for girls is 6.8 and for boys is 6.8.



Relevance

Students who find classroom instruction relevant to their everyday lives.

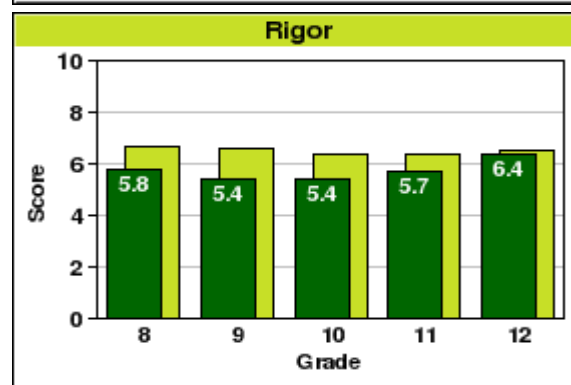
- In this school, students rated relevance 5.1 out of 10; the Canadian norm for these grades is 6.1.
- In this school, relevance was rated 5.1 out of 10 by girls and 5.2 out of 10 by boys. The Canadian norm for girls is 6.1 and for boys is 6.1.



Rigor

Students who find the classroom instruction is well-organized, with a clear purpose, and with immediate and appropriate feedback that helps them learn.

- In this school, students rated rigor 5.7 out of 10; the Canadian norm for these grades is 6.5.
- In this school, rigor was rated 5.6 out of 10 by girls and 5.8 out of 10 by boys. The Canadian norm for girls is 6.5 and for boys is 6.5.





Report on Student Outcomes and School Climate OurSCHOOL Secondary School Survey (9290)

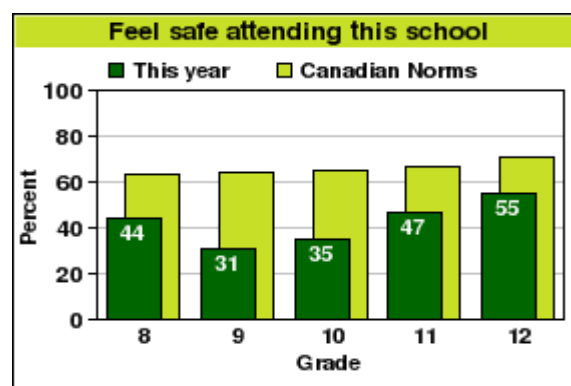
OurSCHOOL FH Collins Secondary School Highlights

DRIVERS of Student Outcomes

Feel safe attending this school

Students who feel safe at school as well as going to and from school.

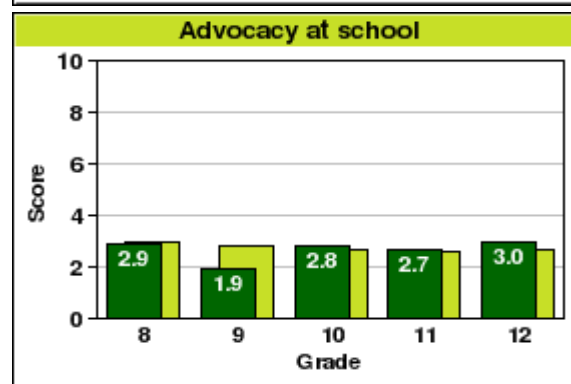
- 42% of students felt safe attending the school; the Canadian norm for these grades is 66%.
- 37% of the girls and 48% of the boys felt safe attending the school. The Canadian norm for girls is 64% and for boys is 67%.



Advocacy at school

Students who feel they have someone at school who consistently provides encouragement and can be turned to for advice.

- In this school, students rated advocacy at school 2.6 out of 10; the Canadian norm for these grades is 2.8.
- In this school, advocacy at school was rated 2.6 out of 10 by girls and 2.8 out of 10 by boys. The Canadian norm for girls is 2.6 and for boys is 2.9.





Report on Student Outcomes and School Climate OurSCHOOL Secondary School Survey (9290)

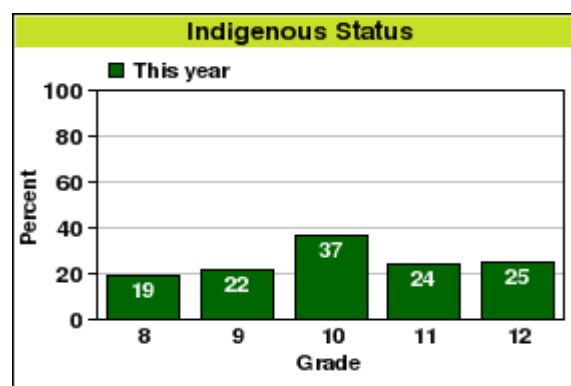
OurSCHOOL FH Collins Secondary School Highlights

Demographic Factor Drill-Downs

Indigenous Status

Students who identified as Indigenous, that is, First Nations, Métis, or Inuk.

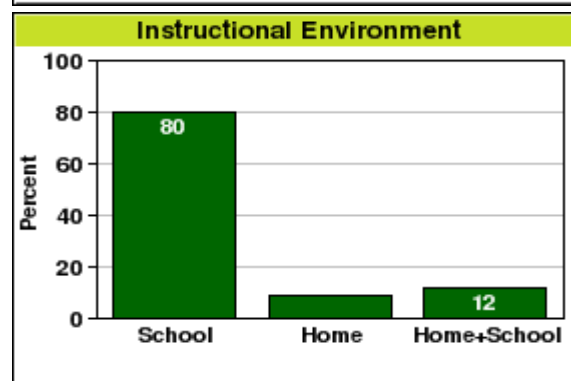
- 25% of students in this school identified as Indigenous.
- 22% of the girls and 26% of the boys in this school identified as Indigenous.



Instructional Environment

The percentage of students learning at home, at school, or a combination of both.

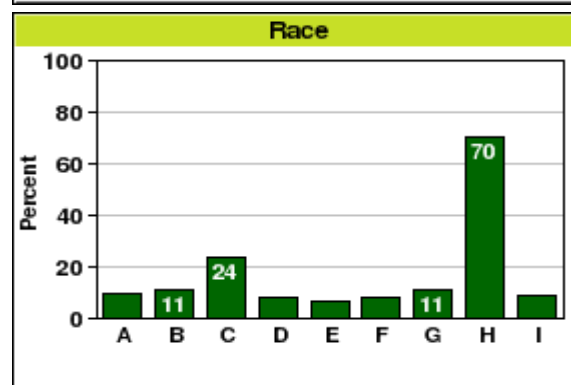
- 80% of students in this school are learning at school. 9% of students in this school are learning at home. 12% of students in this school are learning both at school and at home.



Race

Students are asked which racial group(s) best describes their race or racial background.

- A - 10% of students are Black
- B - 11% of students are East Asian
- C - 24% of students are Indigenous
- D - 8% of students are Latino / Latina / Latinx
- E - 7% of students are Middle Eastern
- F - 8% of students are South Asian
- G - 11% of students are Southeast Asian
- H - 70% of students are White
- I - 9% of students are in a racial group not listed





Report on Student Outcomes and School Climate OurSCHOOL Secondary School Survey (9290)

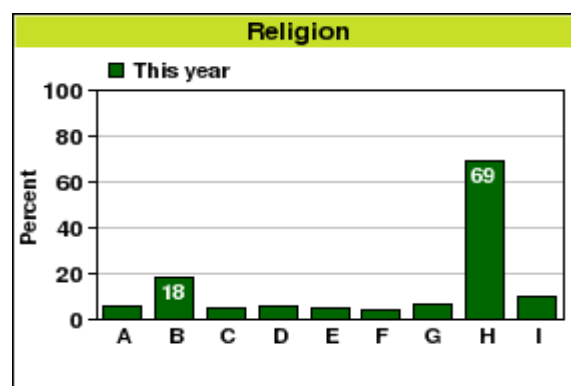
OurSCHOOL FH Collins Secondary School Highlights

Demographic Factor Drill-Downs

Religion

Students are asked their religion and/or spiritual affiliation.

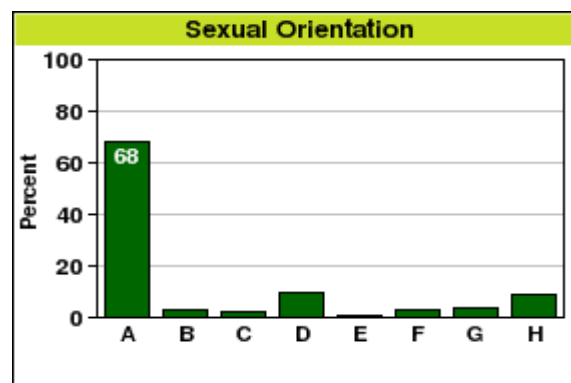
- A - 6% of students are Buddhist
- B - 18% of students are Christian
- C - 5% of students are Hindu
- D - 6% of students are Jewish
- E - 5% of students are Muslim
- F - 4% of students are Sikh
- G - 7% of students reported Indigenous Spirituality
- H - 69% of students are not religious
- I - 10% of students are in a religion not listed



Sexual Orientation

Students are asked how they would describe their sexual orientation / preference.

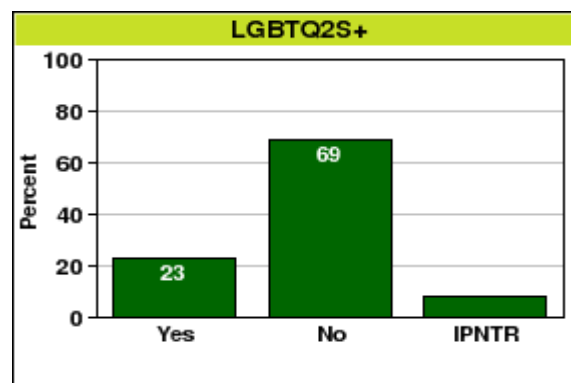
- A - 68% of students are Straight
- B - 3% of students are Lesbian
- C - 2% of students are Gay
- D - 10% of students are Bisexual
- E - 1% of students are Two-Spirit
- F - 3% of students are Queer
- G - 4% of students identify in another way
- H - 9% of students are Unsure or Questioning



LGBTQ2S+

Students are asked whether they consider themselves to be Lesbian, Gay, Bisexual, Transgender, Queer and/or Two-Spirit (LGBTQ2S+).

- 23% of students consider themselves to be LGBTQ2S+. 69% of students do not consider themselves to be LGBTQ2S+. 8% of students prefer not to respond.





Report on Student Outcomes and School Climate OurSCHOOL Secondary School Survey (9290)

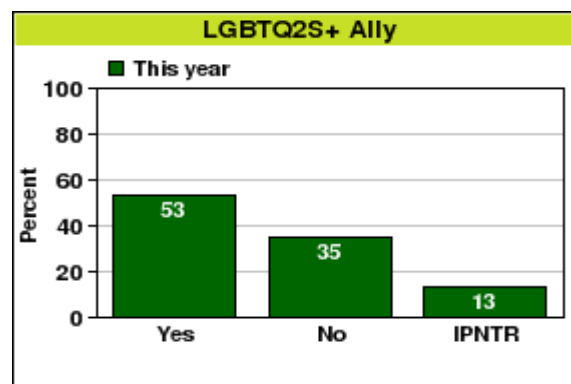
OurSCHOOL FH Collins Secondary School Highlights

Demographic Factor Drill-Downs

LGBTQ2S+ Ally

Students are asked whether they consider themselves to be an Ally of the LGBTQ2S+ community.

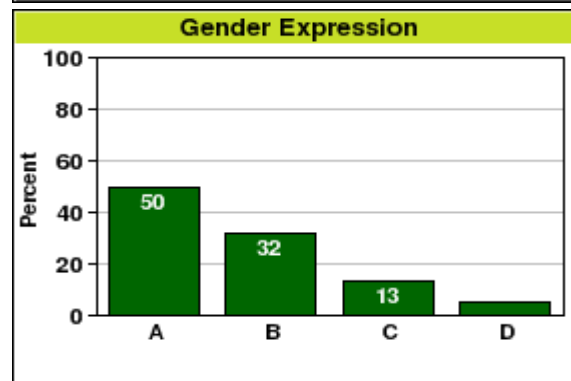
- 53% of students consider themselves to be a LGBTQ2S+ Ally. 35% of students do not consider themselves to be a LGBTQ2S+ Ally. 13% of students prefer not to respond.



Gender Expression

Students are asked if they express their gender as masculine, feminine, somewhere in between, or prefer not to say.

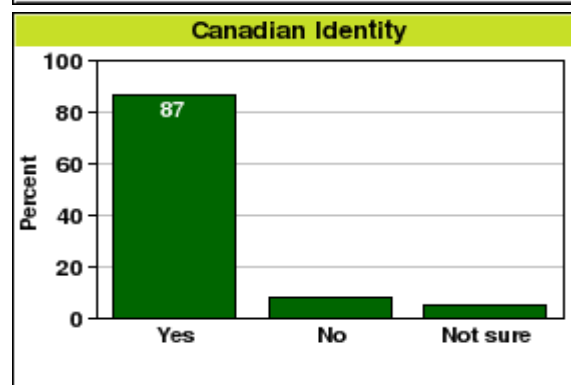
- A - 50% of students express as Masculine
- B - 32% of students express as Feminine
- C - 13% of students express somewhere in between Masculine and Feminine
- D - 5% of students prefer not to say



Canadian Identity

Students are asked whether they consider themselves to be Canadian.

- 87% of students consider themselves to be Canadian. 8% of students do not consider themselves to be Canadian. 5% of students are Not Sure.



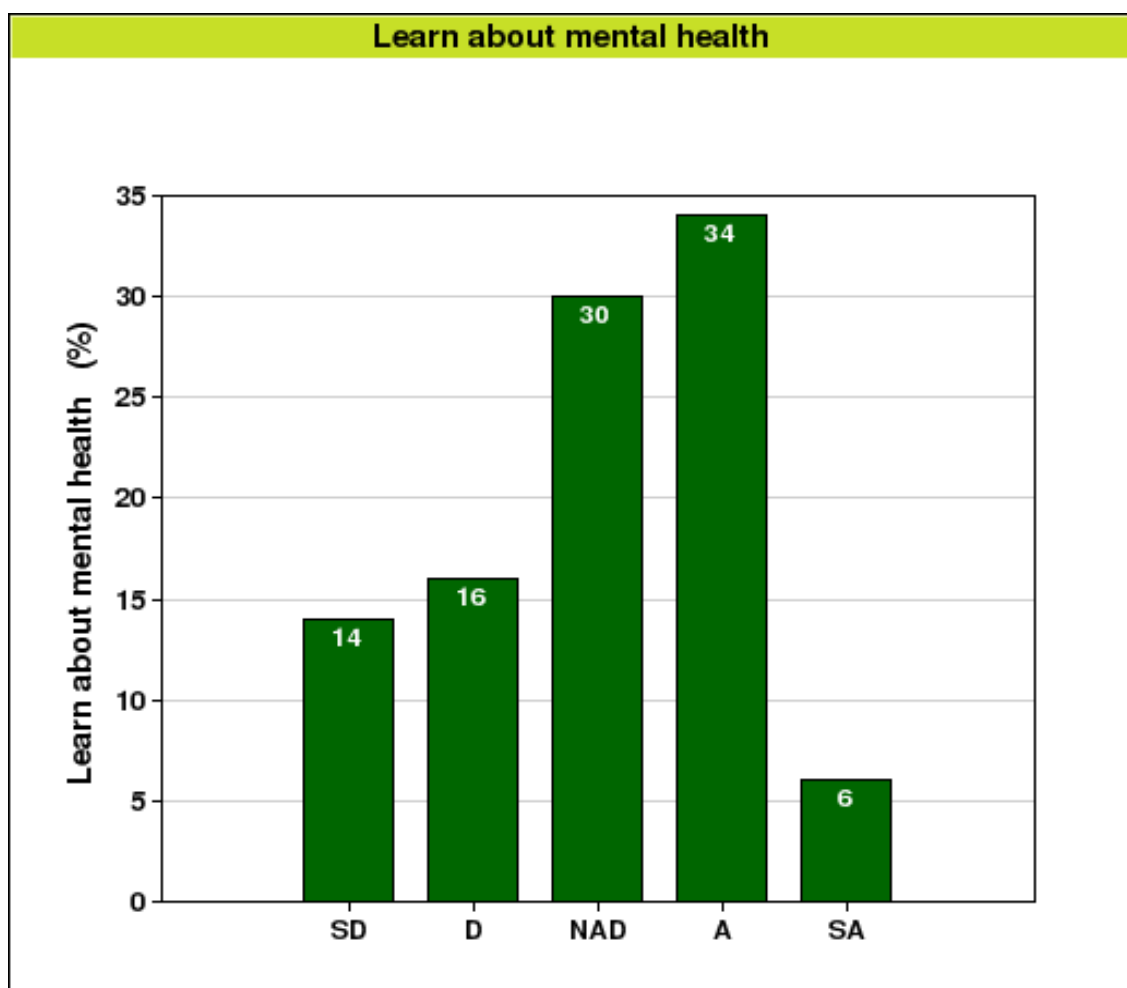


Report on Student Outcomes and School Climate
OurSCHOOL Secondary School Survey (9290)
FH Collins Secondary School Highlights

Multiple Choice Question

Students were asked: "I am provided opportunities at school to learn about mental health."

- Strongly Disagree (SD)
- Disagree (D)
- Neither Agree nor Disagree (NAD)
- Agree (A)
- Strongly Agree (SA)





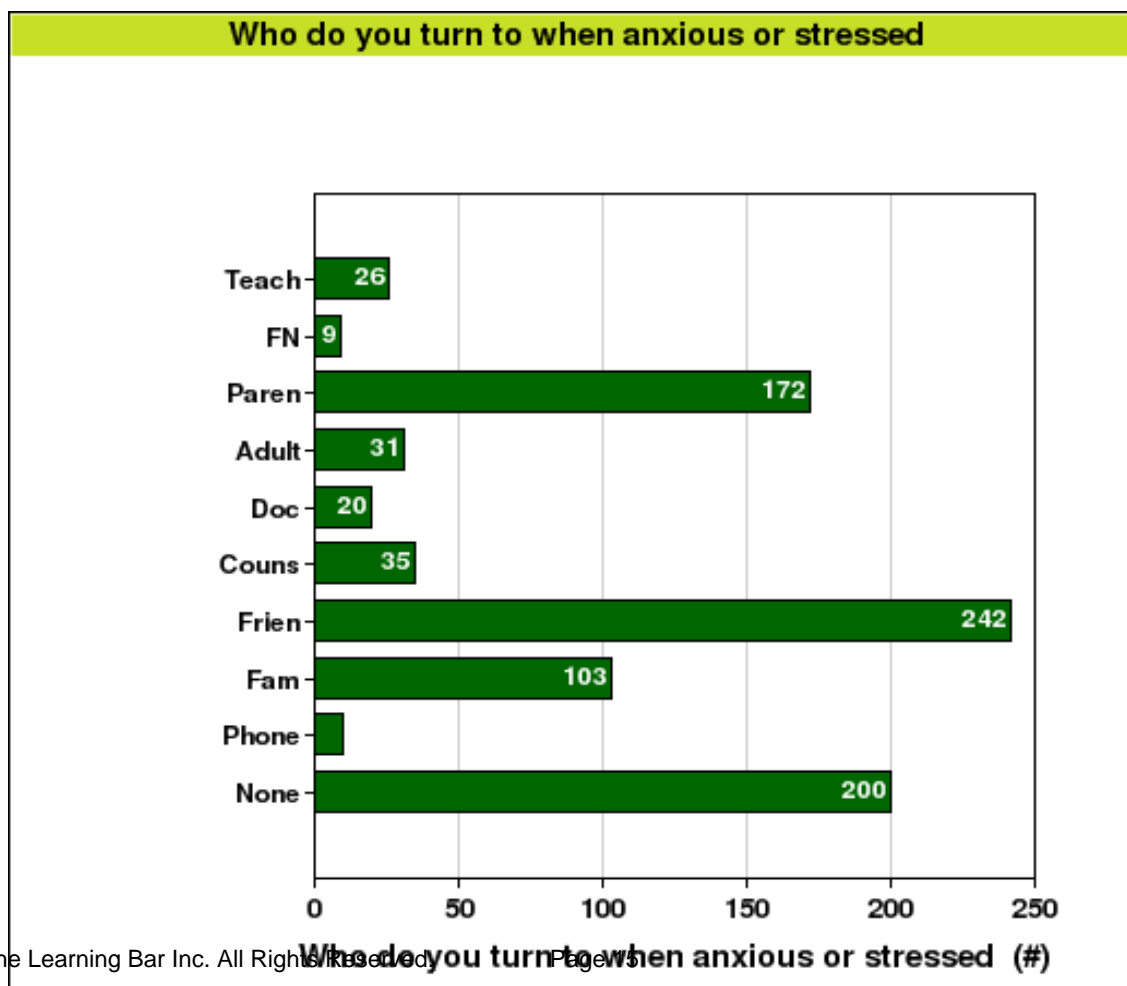
Report on Student Outcomes and School Climate OurSCHOOL Secondary School Survey (9290)

FH Collins Secondary School Highlights

Multiple Choice Question

Students were asked: ""When you are feeling stressed or anxious, who do you turn to? (select all that apply)""

- Teacher or school staff member (Teach)
- Local First Nation Education teams (Community Education Liaison Coordinator or Education Support Worker) (FN)
- Parent/guardian (Paren)
- A trusted adult (coach, pastor, elder etc.) (Adult)
- A medical doctor, psychologist/psychiatrist, or therapist. (Doc)
- A counselor (school or out-of-school) (Couns)
- A friend (Frien)
- A family member (sibling, grandparent, aunt/uncle) (Fam)
- An anonymous help line (Phone)
- I do not turn to anyone (None)



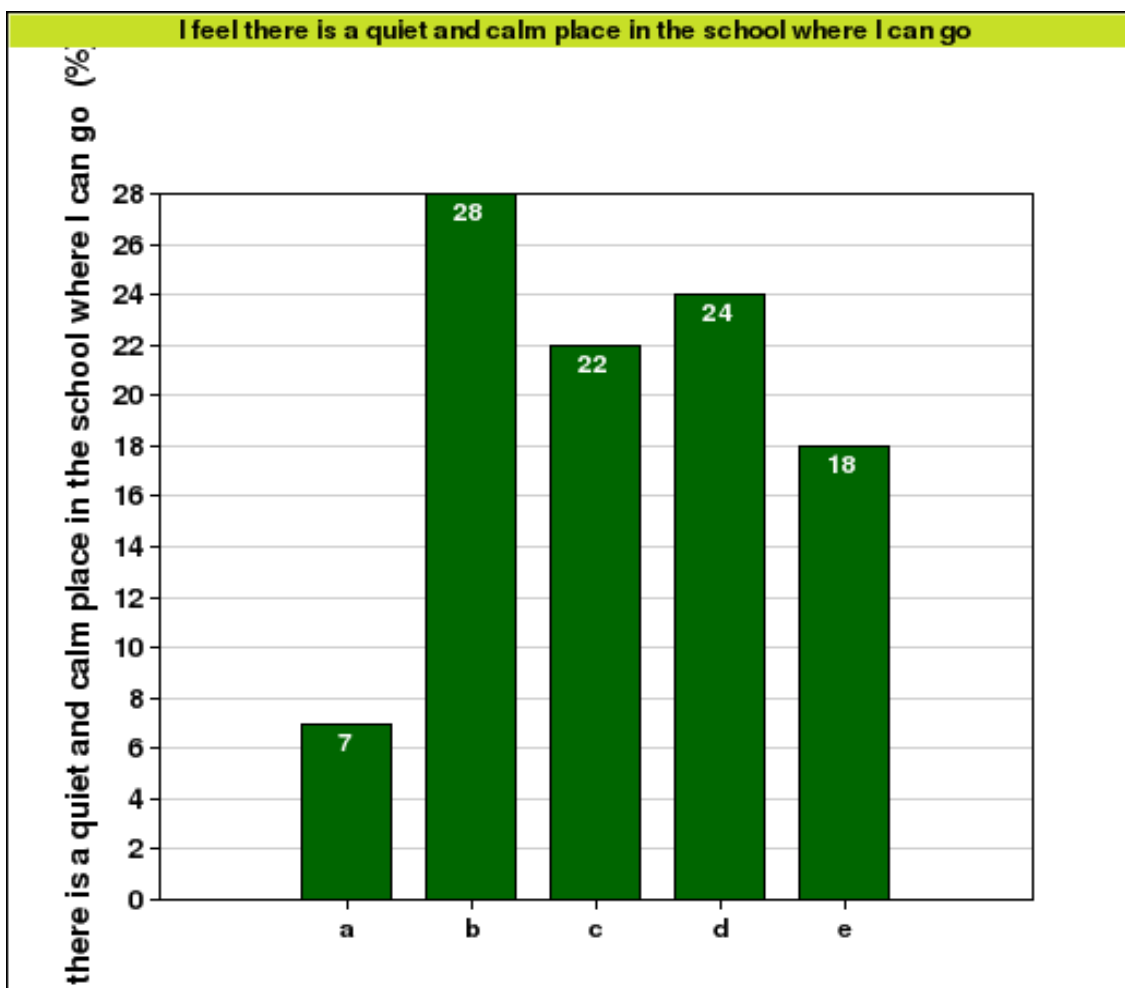


Report on Student Outcomes and School Climate
OurSCHOOL Secondary School Survey (9290)
FH Collins Secondary School Highlights

Multiple Choice Question

Students were asked: "I feel there is a quiet and calm place in the school where I can go"

- Strongly agree (a)
- Agree (b)
- Neither agree nor disagree (c)
- Disagree (d)
- Strongly disagree (e)





Report on Student Outcomes and School Climate

OurSCHOOL Secondary School Survey (9290)

FH Collins Secondary School Highlights

Multiple Choice Question

Students were asked: "I feel there is at least one adult in the building that I can trust"

- Strongly agree (a)
- Agree (b)
- Neither agree nor disagree (c)
- Disagree (d)
- Strongly disagree (e)

