

ENVIRONMENT

VOTE 52
DEPARTMENT OF ENVIRONMENT

MINISTER

Hon. D. Fentie

DEPUTY MINISTER

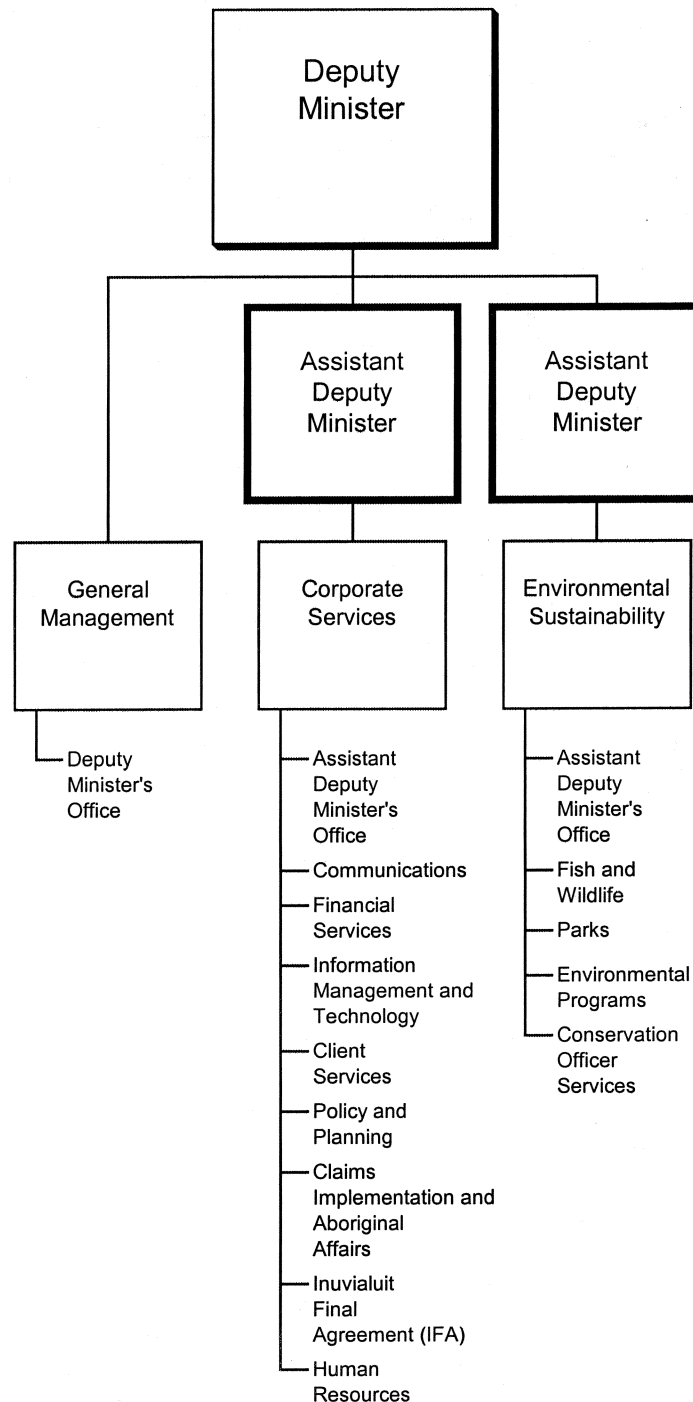
K. Leary

DEPARTMENTAL OBJECTIVE

- To ensure that the natural resources and the environment of the Yukon are managed and used in accordance with government policy by:
 - maintaining and enhancing the quality of the Yukon's environment for present and future generations through ecosystem-based management, conservation of resources and protection and maintenance of biodiversity;
 - initiating a process to update the Yukon Conservation Strategy;
 - ensuring that Yukon people have the opportunity to be involved in the development and review of departmental programs, policies, legislation and regulations through open and meaningful communication and participatory processes;
 - managing natural resources in a manner that promotes integration with other sectors including economic development, so that optimum benefits can be derived for all Yukon people;
 - participating in national and international measures designed to enhance environmental quality and encourage sustainable use of natural resources;
 - integrating, implementing and managing additional authorities and responsibilities in water resource and environmental management; and
 - undertaking resource management activities that meet the Government of Yukon's obligations and respect the rights of aboriginal people and relationships established through land claims and self-government agreements.

DEPARTMENT OF ENVIRONMENT

RELATIONSHIP BETWEEN ORGANIZATION AND PROGRAMS



Note: Dark outlined boxes represent positions reporting directly to the Deputy Minister. Other boxes represent programs. Activities are listed below the programs. Programs identified as "partial" represent responsibility for the program being shared by two or more positions reporting directly to the Deputy Minister.

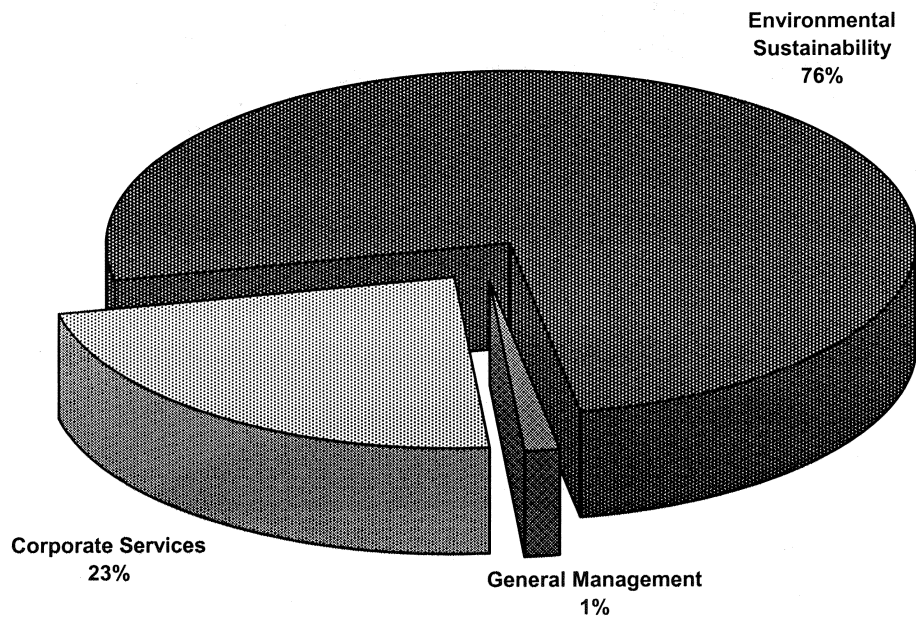
VOTE 52
DEPARTMENT OF ENVIRONMENT

FINANCIAL SUMMARY (\$000s)	2007-08 ESTIMATE	2006-07 FORECAST	% CHANGE	2005-06 ACTUAL
Operation and Maintenance Expenditures				
General Management	285	285	0%	284
Corporate Services	5,177	5,188	0%	4,831
Environmental Sustainability	16,853	15,301	10%	14,534
Total Operation and Maintenance Vote 52	22,315	20,774	7%	19,649
Amortization Expense	157	126	25%	113
Revenues				
Taxes and General Revenues	892	892	0%	921
Third-Party Recoveries	439	339	29%	233
Recoveries from Canada	928	992	-6%	964
Total Revenues	2,259	2,223	2%	2,118
Allotments				
Personnel	13,799	13,423	3%	12,844
Other	7,217	5,909	22%	5,401
Transfer Payments	1,299	1,442	-10%	1,404
Total Allotments	22,315	20,774	7%	19,649

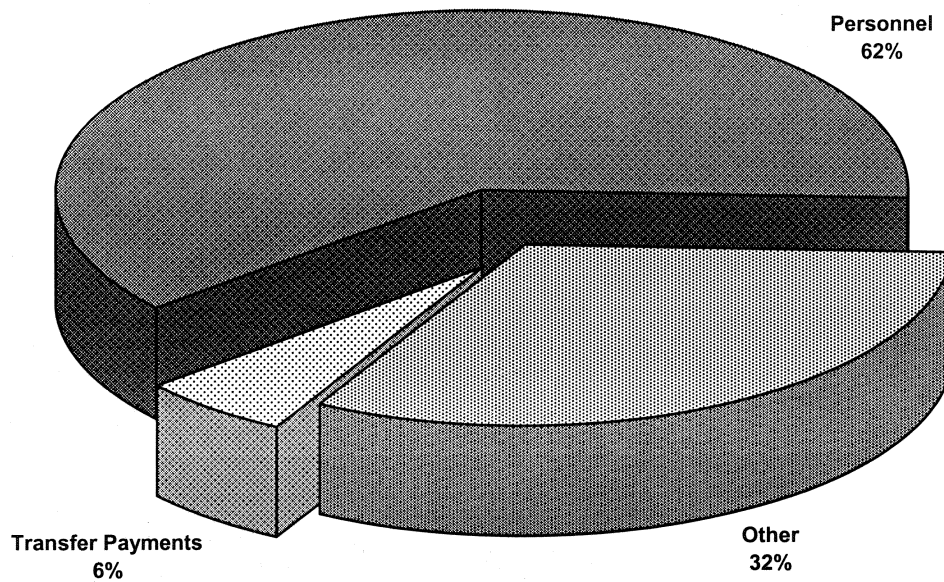
Note:
Restated 2005-06 Actual to be consistent with the 2006-07 Forecast and 2007-08 Estimate presentation.

VOTE 52
DEPARTMENT OF ENVIRONMENT

2007-08 Estimate
Distribution of O&M Expenditures by Program



2007-08 Estimate
Distribution of O&M Expenditures by Allotment



ENVIRONMENT

GENERAL MANAGEMENT

PROGRAM OBJECTIVE

- To provide overall direction and management to ensure that the natural environment of the Yukon is managed and protected in a sustainable and balanced manner for the benefit of all Yukoners.

O&M EXPENDITURES (\$000s)	2007-08 ESTIMATE	2006-07 FORECAST	% CHANGE	2005-06 ACTUAL
Activity				
Deputy Minister's Office	285	285	0%	284
Total General Management	285	285	0%	284
Allotments				
Personnel	255	255	0%	244
Other	30	30	0%	40
Transfer Payments	0	0	0%	0
Total Allotments	285	285	0%	284

ENVIRONMENT

CORPORATE SERVICES

PROGRAM OBJECTIVES

- To assist the department in managing its financial, human and information resources in an efficient, effective and economical manner by providing administrative support services to departmental personnel.
- To assist the department to ensure its assets are acquired and maintained in a manner that adequately fulfils operational requirements.
- To promote the effective use and integration of information through the appropriate use of technology to meet departmental and client needs.
- To coordinate and undertake the analysis, development and evaluation of legislation, regulations and policy.
- To coordinate strategic environmental and resource management initiatives.
- To coordinate the department's land claims activities including:
 - coordinate and fulfil the Government of Yukon's obligations under the terms of the Inuvialuit Final Agreement;
 - coordinate and represent departmental interests to support the negotiation of First Nation final agreements, implementation plans and transboundary claims; and
 - oversee and coordinate the department's implementation activities to fulfil obligations of First Nation final agreements, self-government agreements and transboundary claims.

O&M EXPENDITURES (\$000s)	2007-08 ESTIMATE	2006-07 FORECAST	% CHANGE	2005-06 ACTUAL
Activities				
Assistant Deputy Minister's Office	800	791	1%	724
Communications	157	102	54%	86
Financial Services	327	406	-19%	353
Information Management and Technology	835	817	2%	780
Client Services	870	910	-4%	878
Policy and Planning	633	578	10%	549
Claims Implementation and Aboriginal Affairs	353	341	4%	251
Inuvialuit Final Agreement (IFA)	928	971	-4%	941
Human Resources	274	272	1%	269
Total Corporate Services	5,177	5,188	0%	4,831
Allotments				
Personnel	3,286	3,285	0%	3,036
Other	1,059	1,064	0%	958
Transfer Payments	832	839	-1%	837
Total Allotments	5,177	5,188	0%	4,831

ENVIRONMENT

CORPORATE SERVICES

STATISTICS

	2007-08 ESTIMATE	2006-07 FORECAST	% CHANGE	2005-06 ACTUAL
Client Services (#)				
Publications				
Publications Distributed	95	90	6%	90
Total Quantities Distributed	164,000	165,000	-1%	140,000
New/Revised Publications	26	24	8%	37
Library Data				
Books on Hand *	10,600	10,500	1%	10,335
Periodicals on Hand	195	200	-3%	198
Inter-Library Loan Requests	150	200	-25%	130
Requests for Searches	300	400	-25%	225
Items Borrowed from Staff Library	200	250	-20%	168
* Books on hand does not include books in satellite libraries or offices within the department. (Numbers are approximate.)				
Policy and Planning (#)				
Cabinet/Ministerial Submissions Prepared	80	80	0%	55
Acts/Regulations Prepared	10	5	100%	17
Written Ministerial / Premier Responses to Public Inquiries	70	150	-53%	29
Human Resources (#)				
Recruitment Actions	120	110	9%	117
Time Sheets Processed	1,720	1,500	15%	1,723
Position Descriptions Reviewed	100	40	150%	98

ENVIRONMENT

ENVIRONMENTAL SUSTAINABILITY

PROGRAM OBJECTIVES

- To manage and protect the Yukon's natural environment.
- To provide sustainable fish and wildlife harvesting and viewing opportunities for cultural, recreational and economic purposes.
- To promote and enhance participation in land-based activities (hunting, fishing, trapping) to sustain a unique Yukon lifestyle.
- To provide opportunities for economic benefits through the sustainable use of fish and wildlife resources.
- To contribute to the effective implementation of agreements and political accords by working cooperatively with other governments and various governance bodies.
- To plan, establish and manage a system of wilderness preserves, natural environment parks and ecological reserves, Canadian Heritage Rivers, campgrounds and recreation sites; and to provide information/interpretative/regulatory services for Yukon residents and visitors.
- To provide regional delivery of departmental services in the areas of licensing, wildlife-human conflict, education, enforcement and various other departmental programs.
- To develop and implement management programs to maintain biological diversity and to ensure the conservation and sustainable use of fish, wildlife, habitat and water resources.
- To manage and protect Yukon's air, land and water resources through the assessment and mitigation of the effects of resource projects; education; monitoring and inspections; and the development and implementation of regulations and pollution prevention programs.
- To contribute to public safety and the protection of property.
- To coordinate, support and participate in research activities and contribute to territorial, national and international research projects.
- To develop and provide public information that enhances awareness, understanding of, and adherence to the laws pertaining to natural resources and the environment.
- To participate in the development of an integrated resource management process intended to improve the Government of Yukon's environmental management regime based on the concept of sustainable development.
- To coordinate the Government of Yukon's activities on climate change at both the regional and national level and to participate in the development of climate change policy, strategies, and action plans that contribute to achieving YG commitments in the areas of monitoring and research; impacts and adaptation and green house gas emission reduction practices.

ENVIRONMENT

ENVIRONMENTAL SUSTAINABILITY (Cont'd)

O&M EXPENDITURES (\$000s)	2007-08 ESTIMATE	2006-07 FORECAST	% CHANGE	2005-06 ACTUAL
Activities				
Assistant Deputy Minister's Office	402	194	107%	147
Fish and Wildlife	6,336	5,460	16%	4,886
Parks	2,866	2,646	8%	2,602
Environmental Programs	3,956	3,904	1%	3,696
Conservation Officer Services	3,293	3,097	6%	3,203
Total Environmental Sustainability	16,853	15,301	10%	14,534
Allotments				
Personnel	10,258	9,883	4%	9,564
Other	6,128	4,815	27%	4,403
Transfer Payments	467	603	-23%	567
Total Allotments	16,853	15,301	10%	14,534

ENVIRONMENT

ENVIRONMENTAL SUSTAINABILITY Fish and Wildlife

STATISTICS

	2007-08 ESTIMATE	2006-07 FORECAST	% CHANGE	2005-06 ACTUAL
Wildlife				
Hunting Licences Sold (#)				
Resident	3,600	3,600	0%	3,529
Non-Resident	860	860	0%	851
Fisheries				
Sport Fishing Licences Sold (#)				
Yukon Resident	7,700	7,700	0%	7,660
Canadian Resident	3,000	3,000	0%	2,858
Non-Resident	3,500	3,500	0%	3,328
Trapping				
Annual Value of Yukon Fur Sold (\$)	400,000	350,000	14%	350,000
Species Trapped for Fur (#)	14	14	0%	14
Traplines (#)	334	334	0%	334
Group Trapping Areas (#)	17	17	0%	17
Individuals Involved in Trapping (#)	500	500	0%	500

ENVIRONMENT

ENVIRONMENTAL SUSTAINABILITY Parks

STATISTICS

	2007-08 ESTIMATE	2006-07 FORECAST	% CHANGE	2005-06 ACTUAL
Parks (#)	4	4	0%	4
Campgrounds	40	41	-2%	41
Self Registration	40	41	-2%	41
Campground Sites	1,027	1,055	-3%	1,055
Recreation Sites	14	14	0%	14
Trails	18	18	0%	18
Heritage Rivers				
Nominated	0	0	0%	0
Designated	3	3	0%	3
Campground Permits Sold Through Agents/Vendors				
Annual Permits	1,050	1,050	0%	888
Daily Permits	23,000	23,000	0%	22,542
Permit Agents/Vendors	80	105	-24%	80

ENVIRONMENT

ENVIRONMENTAL SUSTAINABILITY Environmental Programs

STATISTICS

Environmental Affairs Section	2007-08 ESTIMATE	2006-07 FORECAST	% CHANGE	2005-06 ACTUAL
Project Screenings (#)				
Land Use Permits	120	180	-33%	180
Land Dispositions	110	164	-33%	153
Timber Operations	8	12	-33%	12
Timber Projects/Reviews	4	8	-50%	10
Water Licences *	60	35	71%	180
Mining Land Use (placer)	61	38	61%	120
Mining Land Use (quartz)	36	23	57%	22
Oil and Gas	2	2	0%	0
Agricultural Applications Reviews	42	44	-5%	43
Miscellaneous **	21	21	0%	21
YEAA Based Project Reviews ***	0	0	0%	1
YESAA Based Project Reviews ****	11	1	1000%	0
Major Projects (Type A Water/Mining)	5	9	-44%	5
Total Screenings (#)	480	537	-11%	747

* Water and Placer Authorizations spiked in 2005/06 due to 5 year renewals under the new Mining Land Use Regulations.

** Includes Dempster Authorizations, Navigable Waters, Transport Canada (airport) Reviews, Subdivision Reviews.

*** *Yukon Environmental Assessment Act* (YEAA) review where Environment was the proponent or "Lead" under the past Environmental Assessment legislation.

**** *Yukon Environmental and Socio-Economic Assessment Act* (YESAA) reviews where Environment is the proponent or "Lead" under the new Environmental Assessment legislation.

ENVIRONMENT

ENVIRONMENTAL SUSTAINABILITY Environmental Programs

STATISTICS

	2007-08 ESTIMATE	2006-07 FORECAST	% CHANGE	2005-06 ACTUAL
Standards and Approvals Section (#)				
Pesticide Use Permits	8	9	-11%	7
Pesticide Vendor Permits	6	6	0%	6
Pesticide Service Permits	5	6	-17%	5
Pesticide Applicator Certifications ⁽¹⁾	4	8	-50%	5
Special Waste Generator Permits	120	117	3%	112
Special Waste Management Facility Permits	66	65	2%	60
Special Waste Permits for Release, Disposal, Mixing or Diluting	16	14	14%	12
Special Waste Transportation Permits ⁽²⁾	0	50	-100%	0
Ozone Depleting Substance (ODS) and Other Halocarbon Permits	67	62	8%	55
Designated Materials Depots Permits	6	6	0%	6
Designated Materials Retailer Permits	42	41	2%	39
Recycling Depot Registrations	28	29	-3%	26
Contaminated Sites Regulation				
Relocation Permits	45	35	29%	30
Land Treatment Facility Permits	20	17	18%	15
Risk Assessment Permits	5	5	0%	4
Designations	15	12	25%	10
Certificates of Compliance	2	2	0%	2
Storage Tank Regulations				
Permits for commercial/industrial activities	90	85	6%	37
Permits for residential tank removals	150	240	-38%	150
Solid Waste Regulations				
Solid Waste Disposal Facility Permits	12	11	9%	11
Solid Waste Commercial Dump Permits	4	2	100%	2
Air Emissions Permits	16	19	-16%	19

- 1) Yukon uses the British Columbia certification process for pesticide applicators. This statistic indicates the number of British Columbia examinations administered by the Environmental Programs branch.
- 2) Due to a legal opinion no separate permits for the transportation of special wastes have been issued; instead transportation conditions have been included in other special waste permits as appropriate.

ENVIRONMENT

ENVIRONMENTAL SUSTAINABILITY Environmental Programs

STATISTICS

Environmental Protection and Assessment	2007-08 ESTIMATE	2006-07 FORECAST	% CHANGE	2005-06 ACTUAL
Monitoring and Inspections Section (#)				
Inspections ⁽¹⁾	120	77	56%	77
Occurrence Reports	100	130	-23%	130
Waste Manifests	336	360	-7%	358
Samples Collected				
Field Analysis ⁽²⁾	70	200	-65%	310
Laboratory Analysis	32	42	-24%	42
Spill Reports ⁽³⁾	65	51	27%	55
YTG Environmental Programs Branch - Lead	53	31	71%	33

- 1) Inspections are conducted for routine compliance monitoring according to the Inspections Plan; or in response to complaints and occurrences.
- 2) High number of field samples in 2005-06 and 2006-07 due to Lambert Street investigation.
- 3) As prescribed in the *Letter of Understanding Concerning Government Response to Spills in the Yukon*, the lead role is determined by legislated mandate.

ENVIRONMENT

ENVIRONMENTAL SUSTAINABILITY Environmental Programs

STATISTICS

Water Resources	2007-08 ESTIMATE	2006-07 FORECAST	% CHANGE	2005-06 ACTUAL
Hydrology				
Snow Course Survey Visits	210	210	0%	210
Meteorological Station Visits	22	24	-8%	20
Hydrometric Station Visits	58	60	-3%	65
Ice Jam Monitoring Flights	16	16	0%	8
Special Project Trips (in person days)	15	16	-6%	12
Daily Break-up Projections	22	25	-12%	25
Daily Snowmelt Flood Projections	80	80	0%	80
Snow Survey Bulletin and Water Supply Forecast Publications	3	3	0%	3
Data/Information Requests from Public	90	80	13%	80
Design Streamflow Estimates for Highways and Public Works	28	30	-7%	25
Environmental Impact Assessments	12	12	0%	10
Major Studies	6	4	50%	4
Presentations	12	12	0%	6
Meeting/Teleconferences	30	30	0%	35
Water Inspections				
Water Licence Inspections	37	100	-63%	88
Non-licence Inspections	32	64	-50%	63
Occurrence/Complaint Inspections	29	71	-59%	94
Spills	2	9	-78%	11
Water Quality				
Water Audits or Surveys Conducted	40	45	-11%	54
Sampling Stations Visited	210	220	-5%	220
Water Samples Collected	650	700	-7%	747
Water Quality Trend Sites Operated	5	4	25%	n/a
Focus Water Quality Studies	2	1	100%	2
Water Board Hearings Participation	3	1	200%	2
Water Quality Policy Initiatives	2	2	0%	2
Water Quality Queries Responded to	15	20	-25%	n/a

ENVIRONMENT

ENVIRONMENTAL SUSTAINABILITY Conservation Officer Services

STATISTICS

	2007-08 ESTIMATE	2006-07 FORECAST	% CHANGE	2005-06 ACTUAL
District Occurrence Reports (do not include minor wildlife incidents)	795	712	12%	793
Branch Enforcement Actions	240	200	20%	238
Branch Inspections	310	175	77%	308
Hunter and Resource Education Workshops	70	60	17%	71

ENVIRONMENT

REVENUES (\$000s)	2007-08 ESTIMATE	2006-07 FORECAST	% CHANGE	2005-06 ACTUAL
TAXES AND GENERAL REVENUES				
Environmental Sustainability				
Campground Permits	306	306	0%	296
Wilderness Tourism Licensing	8	8	0%	9
Hunting Licences and Seals	322	322	0%	354
Trapping and Fur Licences	6	6	0%	4
Fishing Licences	240	240	0%	245
Outfitting Fees	10	10	0%	12
Prior Years' Revenues	0	0	0%	1
Total Taxes and General Revenues	892	892	0%	921
THIRD-PARTY RECOVERIES				
Corporate Services				
Yukon Wildlife Preserve	50	50	0%	0
Advertising Recoveries - Publications	10	10	0%	10
Mapping Recoveries	10	10	0%	1
Environmental Sustainability				
Miscellaneous Partnerships	200	62	223%	0
Freshwater Fisheries Agreement				
- Yukon Development Corporation	20	20	0%	20
Compulsory Inspections				
- Province of British Columbia	2	2	0%	1
Conservation Action Team	2	2	0%	2
Special Waste Collection	60	98	-39%	57
Nature Serve Yukon				
- Nature Conservancy of Canada	35	35	0%	33
Boreal Forest Project				
- University of British Columbia	50	50	0%	36
Prior Years' Recoveries	0	0	0%	73
Total Third-Party Recoveries	439	339	29%	233

ENVIRONMENT

REVENUES (\$000s)	2007-08 ESTIMATE	2006-07 FORECAST	% CHANGE	2005-06 ACTUAL
RECOVERIES FROM CANADA				
Corporate Services				
Inuvialuit Final Agreement (IFA)	928	971	-4%	898
Environmental Sustainability				
Prior Years' Recoveries	0	21	-100%	66
Total Recoveries from Canada	928	992	-6%	964
TOTAL REVENUES	2,259	2,223	2%	2,118

ENVIRONMENT

TRANSFER PAYMENTS (\$000s)	2007-08 ESTIMATE	2006-07 FORECAST	% CHANGE	2005-06 ACTUAL
GRANTS				
Environmental Sustainability				
Wildlife Health Fund	1	1	0%	1
Canadian Cooperative Wildlife Health Centre	10	8	25%	8
Fur Institute of Canada	6	6	0%	6
Total Grants	17	15	13%	15
CONTRIBUTIONS				
Corporate Services				
Yukon Wildlife Preserve	550	550	0%	550
Environmental Public Awareness				
- Various Recipients	30	30	0%	30
Yukon Conservation Society	35	35	0%	35
Wildlife Management Advisory Council	217	214	1%	214
Prior Years' Contributions	0	10	-100%	8
Environmental Sustainability				
Porcupine Caribou Management Board				
- Operational Costs	48	48	0%	52
- Harvest Strategy	20	0	100%	0
Yukon College				
- Climate Change Research	75	75	0%	75
Yukon Trappers Association				
- Training Workshops	30	38	-21%	68
- Klondike Soft Gold Program	25	15	67%	10
Arctic Borderland Ecological Knowledge Society	5	7	-29%	3
Whitehorse Fish Hatchery	70	75	-7%	58
Yukon Fish and Game Association	35	55	-36%	58
Wildlife Habitat Canada	4	4	0%	4
Waste Reduction Initiatives				
- Various Recipients	80	80	0%	66

ENVIRONMENT

TRANSFER PAYMENTS (\$000s)	2007-08 ESTIMATE	2006-07 FORECAST	% CHANGE	2005-06 ACTUAL
CONTRIBUTIONS (cont'd)				
Environmental Sustainability (cont'd)				
Ducks Unlimited	18	20	-10%	15
Fish and Wildlife Research Support				
- Various Recipients	20	0	100%	0
University of Alberta	20	0	100%	0
Prior Years' Contributions	0	171	-100%	143
Total Contributions	1,282	1,427	-10%	1,389
TOTAL TRANSFER PAYMENTS	1,299	1,442	-10%	1,404