

FINANCE

VOTE 12
DEPARTMENT OF FINANCE

MINISTER

Hon. D. Fentie

DEPUTY MINISTER

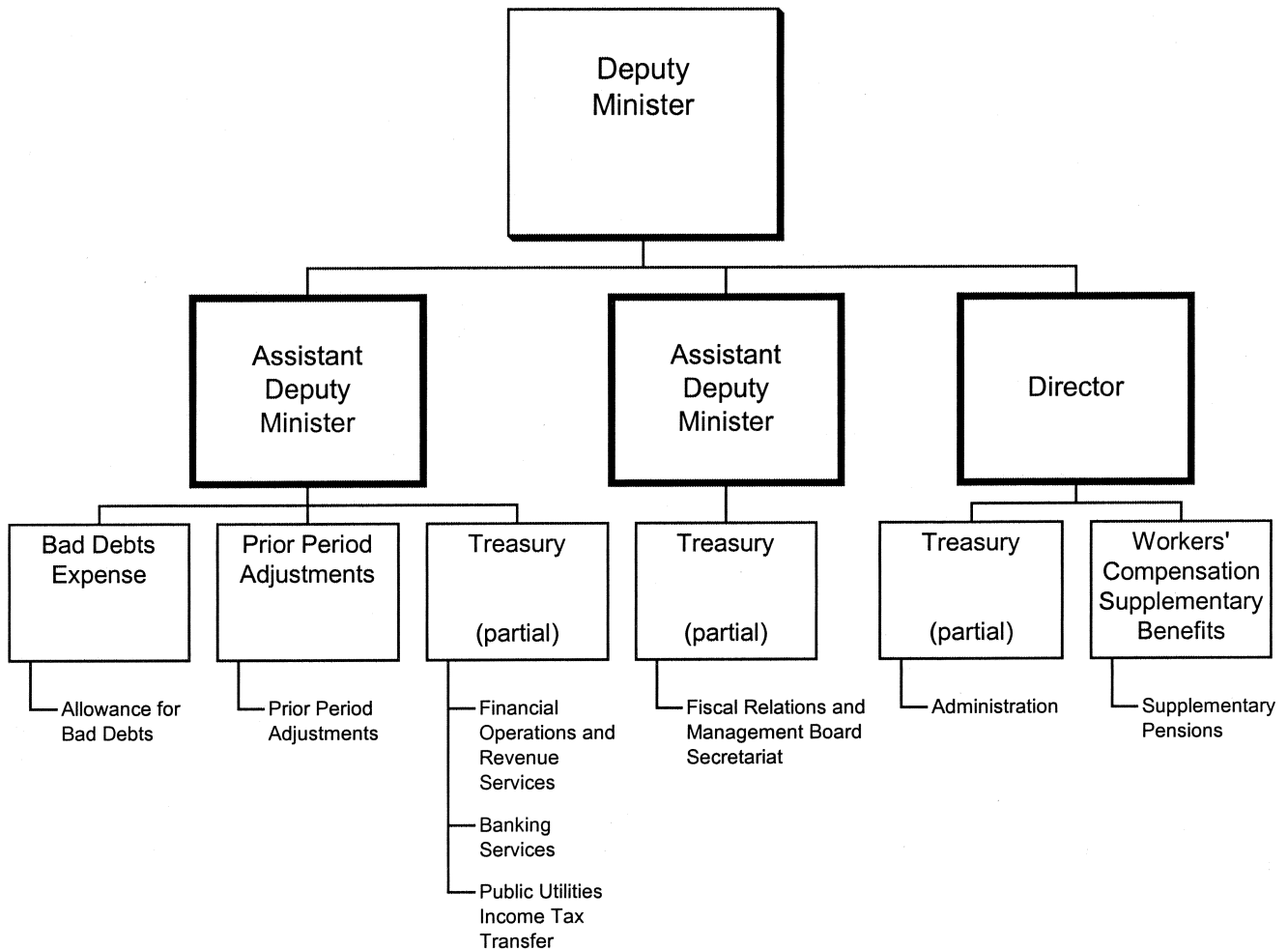
B. McLennan

DEPARTMENTAL OBJECTIVE

- To ensure that the financial resources of the Government of Yukon are managed in a manner that meets the priorities of the Government and complies with the statutes.

DEPARTMENT OF FINANCE

RELATIONSHIP BETWEEN ORGANIZATION AND PROGRAMS



Note: Dark outlined boxes represent positions reporting directly to the Deputy Minister. Other boxes represent programs. Activities are listed below the programs. Programs identified as "partial" represent responsibility for the program being shared by two or more positions reporting directly to the Deputy Minister.

VOTE 12
DEPARTMENT OF FINANCE


FINANCIAL SUMMARY (\$000s)	2007-08 ESTIMATE	2006-07 FORECAST	% CHANGE	2005-06 ACTUAL
Operation and Maintenance Expenditures				
Treasury	5,058	4,934	3%	5,173
Workers' Compensation				
Supplementary Benefits	426	426	0%	390
Bad Debts Expense	48	48	0%	39
Prior Period Adjustments	one dollar	one dollar	0%	0
Total Operation and Maintenance Vote 12	5,532	5,408	2%	5,602
Amortization Expense				
	4	4	0%	4
Revenues				
Transfers from Canada	585,395	601,028	-3%	575,512
Taxes and General Revenues	69,607	68,163	2%	61,701
Third-Party Recoveries	16	16	0%	5
Total Revenues	655,018	669,207	-2%	637,218
Allotments				
Personnel	4,539	4,171	9%	3,968
Other	354	429	-17%	323
Transfer Payments	639	808	-21%	1,311
Total Allotments	5,532	5,408	2%	5,602

Note:

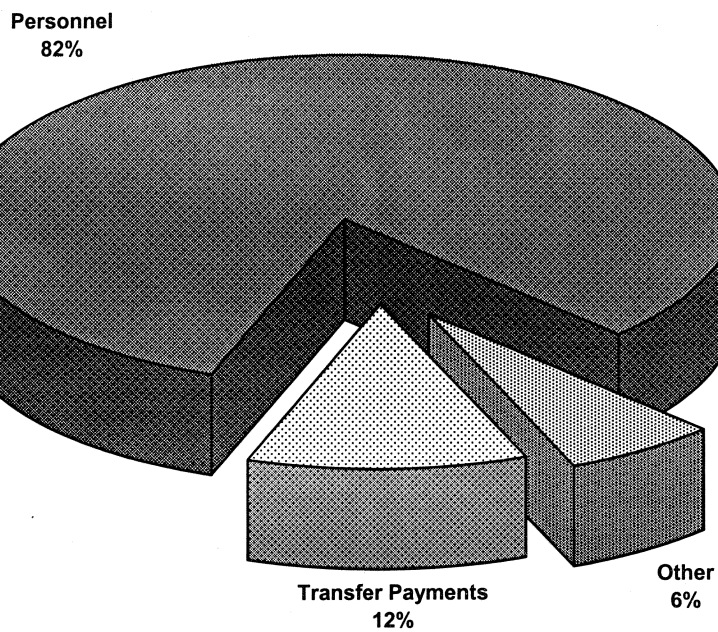
Restated 2005-06 Actual to be consistent with the 2006-07 Forecast and 2007-08 Estimate presentation.

VOTE 12
DEPARTMENT OF FINANCE

2007-08 Estimate
Distribution of O&M Expenditures by Program



2007-08 Estimate
Distribution of O&M Expenditures by Allotment



FINANCE

TREASURY

PROGRAM OBJECTIVES

- To manage, administer and control the Yukon Consolidated Revenue Fund, including the design, implementation and maintenance of financial management information systems, the provision of accounting and payroll services and the preparation of the Public Accounts.
- To administer the banking needs of the Government.
- To develop and administer the taxation policies and programs of the Government, collect taxes and other revenues and manage the investment of public money.
- To negotiate and coordinate the implementation of financial arrangements with the federal government and other jurisdictions, including special financial arrangements with the private sector.
- To manage the budgeting and financial planning systems of the Government, including the supervision of cash flow requirements and variance reporting.
- To analyze proposals to Management Board for the application of human and financial resources and the improvement of management practices.
- To administer the Public Utilities Income Tax Transfer.

O&M EXPENDITURES (\$000s)	2007-08 ESTIMATE	2006-07 FORECAST	% CHANGE	2005-06 ACTUAL
Activities				
Administration	559	620	-10%	563
Financial Operations and Revenue Services	2,633	2,430	8%	2,386
Fiscal Relations and Management Board Secretariat	1,603	1,452	10%	1,297
Banking Services	50	50	0%	5
Public Utilities Income Tax Transfer	213	213	0%	213
Prior Years' Expenditures	0	169	-100%	709
Total Treasury	5,058	4,934	3%	5,173
Allotments				
Personnel	4,539	4,171	9%	3,968
Other	306	381	-20%	284
Transfer Payments	213	382	-44%	921
Total Allotments	5,058	4,934	3%	5,173

FINANCE**TREASURY****STATISTICS**

	2007-08 ESTIMATE	2006-07 FORECAST	% CHANGE	2005-06 ACTUAL
TAXATION				
Returns (#)				
Fuel Oil Distributors	216	216	0%	249
Tobacco Wholesalers	240	240	0%	275
Insurance Tax Returns	230	230	0%	236
Trucker Returns	896	896	0%	879
Recycling Dealer Returns	396	396	0%	384
Tire Retailer Returns	176	176	0%	166
Permits (#)				
Fuel Oil Distributor Permits	18	18	0%	20
Fuel Oil Vendor Permits	88	88	0%	90
Tobacco Wholesaler Permits	20	20	0%	21
Tobacco Retail Permits	160	160	0%	156
Tax Exempt Permits	262	262	0%	275
Cash Bonds	217	217	0%	200
Trucker Permits	224	224	0%	207
Other (#)				
Recycling Claims	110	110	0%	154
Recycling Permits				
Dealers	33	33	0%	32
Depots	26	26	0%	24
Tire Retailers	44	44	0%	43
ACCOUNTING (#)				
Vendors	20,000	20,000	0%	22,285
Invoices	220,000	220,000	0%	219,875
Accounts Payable Payments	100,000	100,000	0%	101,843
Payroll Payments	98,000	98,000	0%	98,654

FINANCE

WORKERS' COMPENSATION SUPPLEMENTARY BENEFITS

PROGRAM OBJECTIVE

- To comply with the provisions of the *Workers' Compensation Supplementary Benefits Act*.

O&M EXPENDITURES (\$000s)	2007-08 ESTIMATE	2006-07 FORECAST	% CHANGE	2005-06 ACTUAL
Activity				
Supplementary Pensions	426	426	0%	390
Total Workers' Compensation Supplementary Benefits	426	426	0%	390
Allotments				
Personnel	0	0	0%	0
Other	0	0	0%	0
Transfer Payments	426	426	0%	390
Total Allotments	426	426	0%	390

FINANCE

BAD DEBTS EXPENSE

PROGRAM DESCRIPTION

- To provide an allowance for the write-off of those accounts receivable deemed uncollectable.

O&M EXPENDITURES (\$000s)	2007-08 ESTIMATE	2006-07 FORECAST	% CHANGE	2005-06 ACTUAL
Activity				
Allowance for Bad Debts	48	48	0%	39
Total Bad Debts Expense	48	48	0%	39
Allotments				
Personnel	0	0	0%	0
Other	48	48	0%	39
Transfer Payments	0	0	0%	0
Total Allotments	48	48	0%	39

FINANCE

PRIOR PERIOD ADJUSTMENTS

PROGRAM DESCRIPTION

- This is for vote authority to make prior period adjustments as necessary.

O&M EXPENDITURES (\$000s)	2007-08 ESTIMATE	2006-07 FORECAST	% CHANGE	2005-06 ACTUAL
Activity				
Prior Period Adjustments	one dollar	one dollar	0%	0
Total Prior Period Adjustments	one dollar	one dollar	0%	0
Allotments				
Personnel	0	0	0%	0
Other	one dollar	one dollar	0%	0
Transfer Payments	0	0	0%	0
Total Allotments	one dollar	one dollar	0%	0

FINANCE

REVENUES (\$000s)	2007-08 ESTIMATE	2006-07 FORECAST	% CHANGE	2005-06 ACTUAL
TRANSFERS FROM CANADA				
Grant from Canada	543,595	516,818	5%	494,140
Canada Health Transfer	22,461	20,959	7%	21,200
Canada Social Transfer	9,582	9,158	5%	9,091
Patient Wait Times Guarantee Trust	4,473	0	100%	0
Human Papillomavirus Immunization Trust	284	0	100%	0
ecoTrust for Clean Air and Climate Change	5,000	0	100%	0
Prior Years' Transfers	0	54,093	-100%	51,081
Total Transfers from Canada	585,395	601,028	-3%	575,512
TAXES AND GENERAL REVENUES				
Taxation Revenue				
Personal Income Tax	41,162	42,500	-3%	41,214
Corporate Income Tax	9,698	4,080	138%	1,986
Fuel Oil Tax - Diesel	2,805	2,660	5%	2,642
Fuel Oil Tax - Other	3,704	3,752	-1%	3,736
Insurance Premium Tax	1,509	1,442	5%	1,453
Tobacco Tax	6,940	6,699	4%	6,653
Other Revenue				
Banking and Investment	3,750	7,000	-46%	3,961
Interest on Accounts Receivable	10	10	0%	11
Exchange	4	4	0%	1
Loan Guarantee Fees	2	2	0%	1
Miscellaneous Revenue	23	14	64%	43
Total Taxes and General Revenues	69,607	68,163	2%	61,701
THIRD-PARTY RECOVERIES				
Workers' Compensation Health and Safety Board Payroll	6	6	0%	0
Charge Card Incentive	10	10	0%	5
Total Third-Party Recoveries	16	16	0%	5
TOTAL REVENUES	655,018	669,207	-2%	637,218

FINANCE

TRANSFER PAYMENTS (\$000s)	2007-08 ESTIMATE	2006-07 FORECAST	% CHANGE	2005-06 ACTUAL
GRANTS				
Treasury				
Prior Years' Grants	0	169	-100%	709
Total Grants	0	169	-100%	709
CONTRIBUTIONS				
Treasury				
Public Utilities Income Tax Transfer	213	213	0%	212
Workers' Compensation Supplementary Benefits	426	426	0%	390
Total Contributions	639	639	0%	602
TOTAL TRANSFER PAYMENTS	639	808	-21%	1,311