

# ENVIRONMENT

**VOTE 52**  
**DEPARTMENT OF ENVIRONMENT**

**MINISTER**

**Hon. D. Fentie**

**DEPUTY MINISTER**

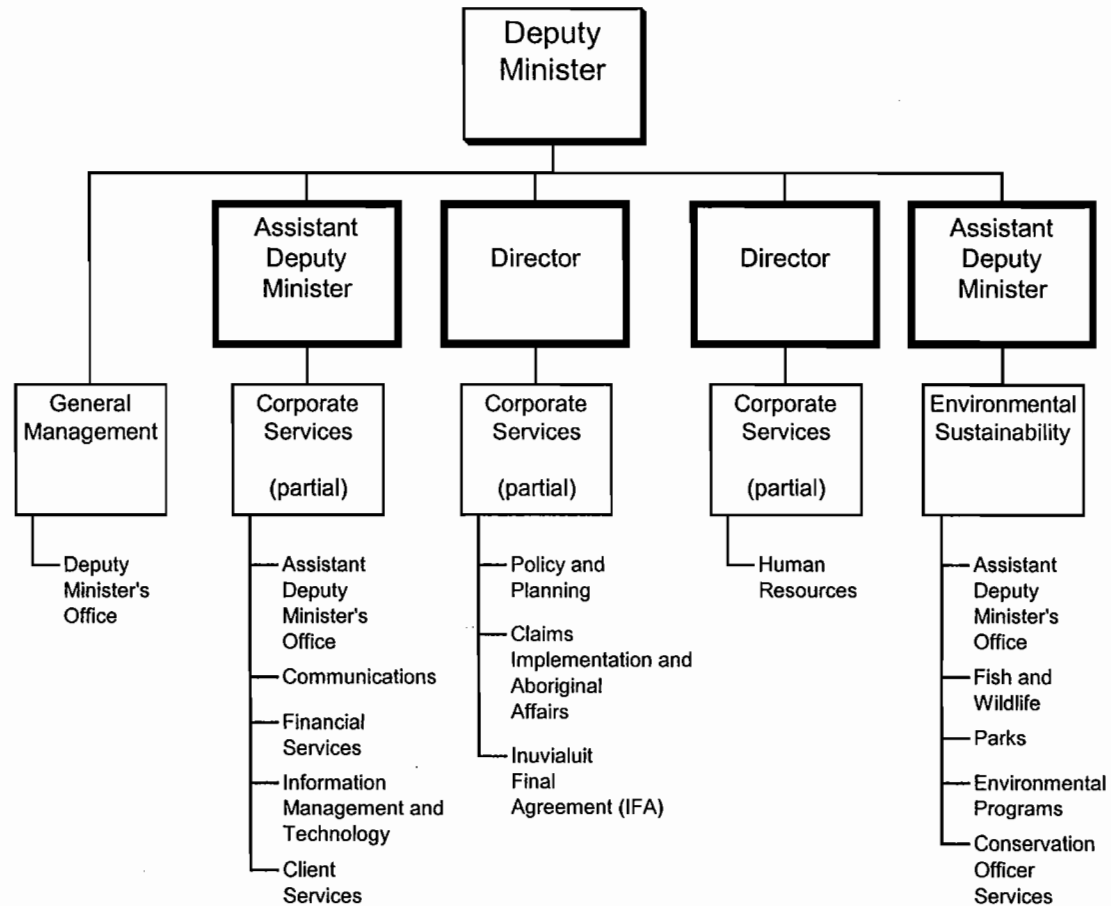
**E. Huebert**

**DEPARTMENTAL OBJECTIVE**

- To ensure that the natural resources and the environment of the Yukon are managed and used in accordance with government policy by:
  - maintaining and enhancing the quality of the Yukon's environment for present and future generations through ecosystem-based management, conservation of resources and protection and maintenance of biodiversity;
  - initiating a process to update the Yukon Conservation Strategy;
  - ensuring that Yukon people have the opportunity to be involved in the development and review of departmental programs, policies, legislation and regulations through open and meaningful communication and participatory processes;
  - managing natural resources in a manner that promotes integration with other sectors including economic development, so that optimum benefits can be derived for all Yukon people;
  - participating in national and international measures designed to enhance environmental quality and encourage sustainable use of natural resources;
  - integrating, implementing and managing additional authorities and responsibilities in water resource and environmental management; and
  - undertaking resource management activities that meet the Government of Yukon's obligations and respect the rights of aboriginal people and relationships established through land claims and self-government agreements.

# DEPARTMENT OF ENVIRONMENT

## RELATIONSHIP BETWEEN ORGANIZATION AND PROGRAMS



Note: Dark outlined boxes represent positions reporting directly to the Deputy Minister. Other boxes represent programs. Activities are listed below the programs. Programs identified as "partial" represent responsibility for the program being shared by two or more positions reporting directly to the Deputy Minister.

**VOTE 52**  
**DEPARTMENT OF ENVIRONMENT**

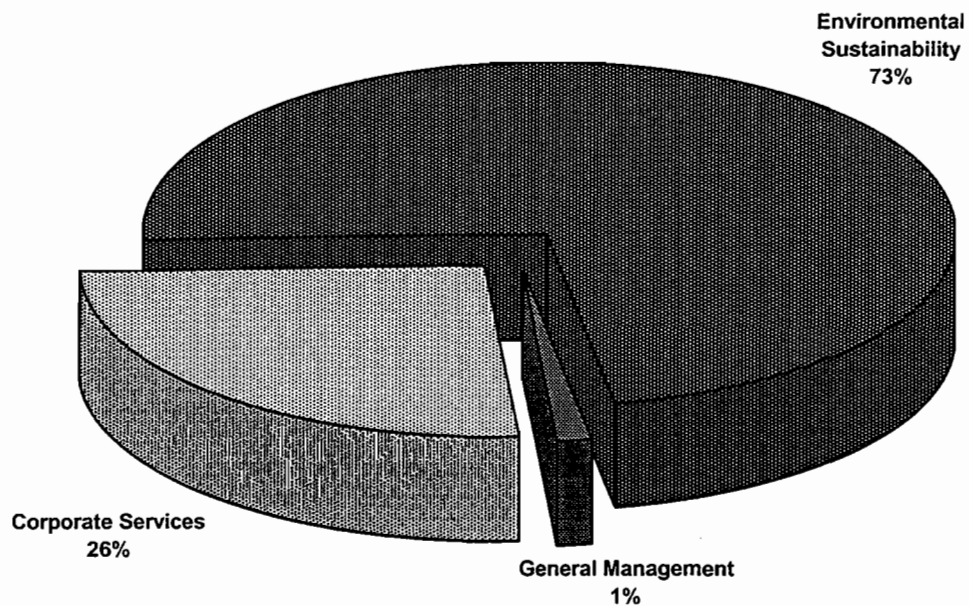
<b>FINANCIAL SUMMARY (\$000s)</b>	<b>2006-07 ESTIMATE</b>	<b>2005-06 FORECAST</b>	<b>% CHANGE</b>	<b>2004-05 ACTUAL</b>
<b>Operation and Maintenance Expenditures</b>				
General Management	279	275	1%	268
Corporate Services	5,187	5,066	2%	4,819
Environmental Sustainability	14,588	14,858	-2%	13,543
<b>Total Operation and Maintenance Vote 52</b>	<b>20,054</b>	<b>20,199</b>	<b>-1%</b>	<b>18,630</b>
<b>Amortization Expense</b>	<b>130</b>	<b>129</b>	<b>1%</b>	<b>108</b>
<b>Revenues</b>				
Taxes and General Revenues	892	918	-3%	904
Third-Party Recoveries	339	358	-5%	219
Recoveries from Canada	964	913	6%	1,058
<b>Total Revenues</b>	<b>2,195</b>	<b>2,189</b>	<b>0%</b>	<b>2,181</b>
<b>Allotments</b>				
Personnel	13,407	13,093	2%	12,149
Other	5,304	5,770	-8%	5,541
Transfer Payments	1,343	1,336	1%	940
<b>Total Allotments</b>	<b>20,054</b>	<b>20,199</b>	<b>-1%</b>	<b>18,630</b>

Note:

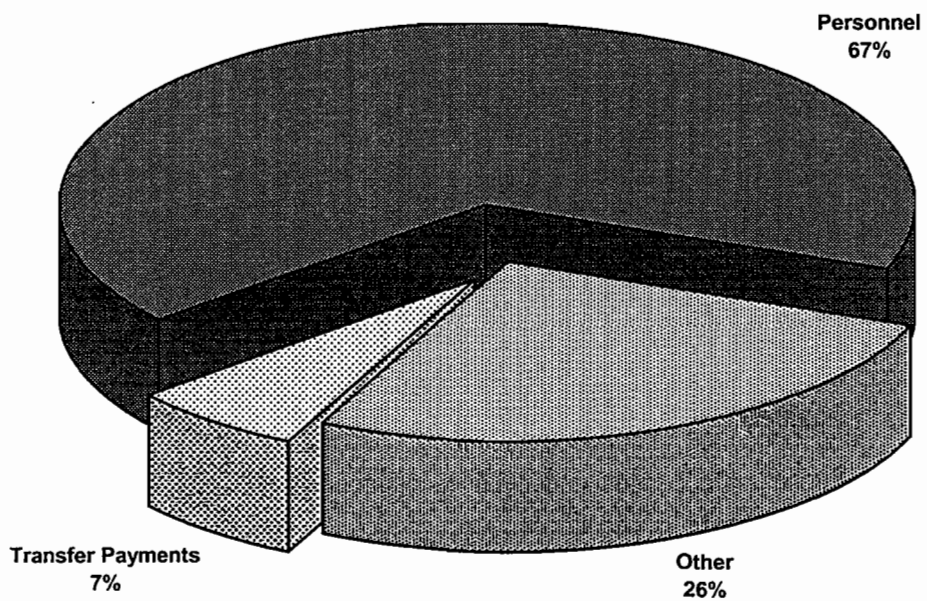
Restated 2005-06 Forecast and 2004-05 Actual to be consistent with the 2006-07 Estimate presentation.

**VOTE 52**  
**DEPARTMENT OF ENVIRONMENT**

**2006-07 Estimate**  
**Distribution of O&M Expenditures by Program**



**2006-07 Estimate**  
**Distribution of O&M Expenditures by Allotment**



## ENVIRONMENT

## GENERAL MANAGEMENT

### PROGRAM OBJECTIVE

- To provide overall direction and management to ensure that the natural environment of the Yukon is managed and protected in a sustainable and balanced manner for the benefit of all Yukoners.

O&M EXPENDITURES (\$000s)	2006-07 ESTIMATE	2005-06 FORECAST	% CHANGE	2004-05 ACTUAL
<b>Activity</b>				
Deputy Minister's Office	279	275	1%	268
<b>Total General Management</b>	279	275	1%	268
<b>Allotments</b>				
Personnel	249	245	2%	243
Other	30	30	0%	25
Transfer Payments	0	0	0%	0
<b>Total Allotments</b>	279	275	1%	268

## ENVIRONMENT

## CORPORATE SERVICES

### PROGRAM OBJECTIVES

- To assist the department in managing its financial, human and information resources in an efficient, effective and economical manner by providing administrative support services to departmental personnel.
- To assist the department to ensure its assets are acquired and maintained in a manner that adequately fulfils operational requirements.
- To promote the effective use and integration of information through the appropriate use of technology to meet departmental and client needs.
- To coordinate and undertake the analysis, development and evaluation of legislation, regulations and policy.
- To coordinate strategic environmental and resource management initiatives.
- To coordinate the department's land claims activities including:
  - coordinate and fulfil the Government of Yukon's obligations under the terms of the Inuvialuit Final Agreement;
  - coordinate and represent departmental interests to support the negotiation of First Nation final agreements, implementation plans and transboundary claims; and
  - oversee and coordinate the department's implementation activities to fulfil obligations of First Nation final agreements, self-government agreements and transboundary claims.

O&M EXPENDITURES (\$000s)	2006-07 ESTIMATE	2005-06 FORECAST	% CHANGE	2004-05 ACTUAL
<b>Activities</b>				
Assistant Deputy Minister's Office	776	767	1%	887
Communications	158	157	1%	79
Financial Services	321	349	-8%	294
Information Management and Technology	817	759	8%	732
Client Services	910	878	4%	829
Policy and Planning	628	614	2%	692
Claims Implementation and Aboriginal Affairs	341	329	4%	203
Inuvialuit Final Agreement (IFA)	964	948	2%	847
Human Resources	272	265	3%	256
<b>Total Corporate Services</b>	<b>5,187</b>	<b>5,066</b>	<b>2%</b>	<b>4,819</b>
<b>Allotments</b>				
Personnel	3,291	3,165	4%	3,011
Other	1,057	1,077	-2%	1,385
Transfer Payments	839	824	2%	423
<b>Total Allotments</b>	<b>5,187</b>	<b>5,066</b>	<b>2%</b>	<b>4,819</b>

## ENVIRONMENT

## CORPORATE SERVICES

### STATISTICS

	2006-07 ESTIMATE	2005-06 FORECAST	% CHANGE	2004-05 ACTUAL
<b>Client Services (#)</b>				
Publications				
Publications Distributed	90	88	2%	80
Total Quantities Distributed	165,000	150,000	10%	152,000
New/Revised Publications	24	37	-35%	34
Library Data				
Books on Hand *	10,500	10,400	1%	10,303
Periodicals on Hand	200	203	-1%	203
Inter-Library Loan Requests	200	200	0%	215
Requests for Searches	400	420	-5%	315
Items Borrowed from Staff Library	250	280	-11%	251
* Books on hand does not include books in satellite libraries or offices within the department. (Numbers are approximate.)				
<b>Policy and Planning (#)</b>				
Cabinet/Ministerial Submissions Prepared	80	54	48%	79
Acts/Regulations Prepared	5	5	0%	10
Written Ministerial / Premier Responses to Public Inquiries	150	107	40%	154
<b>Human Resources (#)</b>				
Recruitment Actions	110	110	0%	117
Time Sheets Processed	1,500	1,500	0%	1,632
Position Descriptions Reviewed	40	40	0%	50



## **ENVIRONMENT**

### **ENVIRONMENTAL SUSTAINABILITY**

#### **PROGRAM OBJECTIVES**

- To manage and protect the Yukon's natural environment.
- To provide sustainable fish and wildlife harvesting and viewing opportunities for cultural, recreational and economic purposes.
- To promote and enhance participation in land-based activities (hunting, fishing, trapping) to sustain a unique Yukon lifestyle.
- To provide opportunities for economic benefits through the sustainable use of fish and wildlife resources.
- To contribute to the effective implementation of agreements and political accords by working cooperatively with other governments and various governance bodies.
- To establish and manage a system of wilderness preserves, natural environment parks and ecological reserves, Canadian Heritage Rivers, campgrounds and recreation sites; and to provide information/interpretative services for Yukon residents and visitors.
- To provide regional delivery of departmental services in the areas of licensing, wildlife-human conflict, education, enforcement and various other departmental programs.
- To develop and implement management programs to maintain biological diversity and to ensure the conservation and sustainable use of fish, wildlife, habitat and water resources.
- To develop and provide management and protection of Yukon's environment through education, regulation development, monitoring and inspections including management of water resources, assessment and mitigation of resource developments, and pollution prevention programs.
- To contribute to public safety and the protection of property.
- To coordinate, support and participate in research activities and contribute to territorial, national and international research projects.
- To develop and provide public information that enhances awareness, understanding of, and adherence to the laws pertaining to natural resources and the environment.
- To participate in the development of an integrated resource management process intended to improve the Government of Yukon's environmental management regime based on the concept of sustainable development.
- To coordinate the Government of Yukon's activities as they relate to climate change impacts and adaptations.

## ENVIRONMENT

### ENVIRONMENTAL SUSTAINABILITY (Cont'd)

O&M EXPENDITURES (\$000s)	2006-07 ESTIMATE	2005-06 FORECAST	% CHANGE	2004-05 ACTUAL
<b>Activities</b>				
Assistant Deputy Minister's Office	309	284	9%	0
Fish and Wildlife	4,834	4,942	-2%	4,727
Parks	2,560	2,511	2%	2,440
Environmental Programs	3,722	3,893	-4%	3,407
Conservation Officer Services	3,163	3,228	-2%	2,969
<b>Total Environmental Sustainability</b>	<b>14,588</b>	<b>14,858</b>	<b>-2%</b>	<b>13,543</b>
<b>Allotments</b>				
Personnel	9,867	9,683	2%	8,895
Other	4,217	4,663	-10%	4,131
Transfer Payments	504	512	-2%	517
<b>Total Allotments</b>	<b>14,588</b>	<b>14,858</b>	<b>-2%</b>	<b>13,543</b>

## ENVIRONMENT

### ENVIRONMENTAL SUSTAINABILITY Fish and Wildlife

## STATISTICS

	2006-07 ESTIMATE	2005-06 FORECAST	% CHANGE	2004-05 ACTUAL
<b>Wildlife</b>				
Hunting Licences Sold (#)				
Resident	3,600	3,529	2%	3,546
Non-Resident	860	851	1%	738
<b>Fisheries</b>				
Sport Fishing Licences Sold (#)				
Yukon Resident	7,700	7,660	1%	7,500
Canadian Resident	3,000	2,858	5%	3,194
Non-Resident	3,500	3,328	5%	3,955
<b>Trapping</b>				
Annual Value of Yukon Fur Sold (\$)	350,000	350,000	0%	320,000
Species Trapped for Fur (#)	14	14	0%	14
Traplines (#)	334	334	0%	334
Group Trapping Areas (#)	17	17	0%	17
Individuals Involved in Trapping (#)	500	500	0%	506

Note:

2005-06 Forecast figures are based upon actuals as at March 2, 2006.

## ENVIRONMENT

### ENVIRONMENTAL SUSTAINABILITY Parks

#### STATISTICS

	2006-07 ESTIMATE	2005-06 FORECAST	% CHANGE	2004-05 ACTUAL
<b>Parks (#)</b>	4	4	0%	2
Campgrounds	41	42	-2%	42
Self Registration	41	42	-2%	42
Campground Sites	1,055	1,067	-1%	1,067
Recreation Sites	14	14	0%	14
Trails	18	18	0%	18
<b>Heritage Rivers</b>				
Nominated	0	0	0%	1
Designated	3	3	0%	2
<b>Campground Permits Sold Through Agents/Vendors</b>				
Annual Permits	1,050	1,030	2%	1,053
Daily Permits	23,000	22,600	2%	20,795
Permit Agents/Vendors	105	105	0%	105

## ENVIRONMENT

### ENVIRONMENTAL SUSTAINABILITY Environmental Programs

## STATISTICS

<b>Environmental Affairs Section</b>	<b>2006-07 ESTIMATE</b>	<b>2005-06 FORECAST</b>	<b>% CHANGE</b>	<b>2004-05 ACTUAL</b>
<b>Project Screenings (#)</b>				
Land Use Permits	180	180	0%	70
Land Dispositions	164	153	7%	175
Timber Operations	12	12	0%	12
Timber Projects/Reviews	8	10	-20%	6
Water Licences *	35	180	-81%	20
Mining Land Use (placer)	38	120	-68%	40
Mining Land Use (quartz)	23	22	5%	22
Oil and Gas	2	0	100%	4
Agricultural Applications Reviews	44	43	2%	45
Miscellaneous **	20	21	-5%	18
YEAA Based Project Reviews ***	0	1	-100%	1
YESAA Based Project Reviews ****	1	0	100%	0
Major Projects (Type A Water/Mining)	9	5	80%	16
<b>Total Screenings (#)</b>	<b>536</b>	<b>747</b>	<b>-28%</b>	<b>429</b>

\* Water and Placer Authorizations spiked in 2005/06 due to 5 year renewals under the new Mining Land Use Regulations.

\*\* Includes Dempster Authorizations, Navigable Waters, Transport Canada (airport) Reviews, Subdivision Reviews.

\*\*\* *Yukon Environmental Assessment Act* (YEAA) review where Environment was the proponent or "Lead" under the past Environmental Assessment legislation.

\*\*\*\* *Yukon Environmental and Socio-Economic Assessment Act* (YESAA) reviews where Environment is the proponent or "Lead" under the new Environmental Assessment legislation.

## ENVIRONMENT

### ENVIRONMENTAL SUSTAINABILITY Environmental Programs

## STATISTICS

	2006-07 ESTIMATE	2005-06 FORECAST	% CHANGE	2004-05 ACTUAL
<b>Standards and Approvals Section (#)</b>				
Pesticide Use Permits	9	7	29%	7
Pesticide Vendor Permits	6	6	0%	6
Pesticide Service Permits	6	5	20%	5
Pesticide Applicator Certifications <sup>(1)</sup>	8	5	60%	13
Special Waste Generator Permits	117	112	4%	106
Special Waste Management Facility Permits	65	60	8%	55
Special Waste Permit for Release, Disposal, Mixing or Diluting	14	12	17%	9
Special Waste Transportation Permits	50	0	100%	0
Ozone Depleting Substance (ODS) and Other Halocarbon Permits	62	55	13%	53
Designated Materials Depots	6	6	0%	6
Designated Materials Retailer Permits	41	39	5%	39
Recycling Depot Registrations	29	29	0%	24
Contaminated Sites Regulation				
Relocation Permits	35	30	17%	21
Land Treatment Facility Permits	17	15	13%	13
Risk Assessment Permits	5	4	25%	0
Designations	12	10	20%	5
Certificates of Compliance	2	2	0%	2
Storage Tank Regulations				
Permits for commercial/industrial activities	85	80	6%	75
Permits for residential tank removals	240	230	4%	225
Solid Waste Regulations				
Solid Waste Disposal Facility Permits	11	11	0%	11
Solid Waste Commercial Dump Permits	2	2	0%	1
Air Emissions Permits	19	19	0%	21

1) Yukon uses the British Columbia certification process for pesticide applicators. This statistic indicates the number of British Columbia examinations administered by the Environmental Programs branch.

## ENVIRONMENT

### ENVIRONMENTAL SUSTAINABILITY Environmental Programs

## STATISTICS

Environmental Protection and Assessment	2006-07 ESTIMATE	2005-06 FORECAST	% CHANGE	2004-05 ACTUAL
<b>Monitoring and Inspections Section (#)</b>				
Inspections <sup>(1)</sup>	77	77	0%	60
Occurrence Reports	130	130	0%	64
Waste Manifests	360	358	1%	133
Samples Collected				
Field Analysis <sup>(2)</sup>	200	310	-35%	80
Laboratory Analysis	42	42	0%	37
Spill Reports <sup>(3)</sup>	51	55	-7%	45
YTG Environmental Programs Branch - Lead	31	33	-6%	24

- 1) Inspections are conducted for routine compliance monitoring according to the Inspections Plan; or in response to complaints and occurrences.
- 2) High number of field samples due to Lambert Street investigation.
- 3) As prescribed in the *Letter of Understanding Concerning Government Response to Spills in the Yukon*, the lead role is determined by legislated mandate.

## ENVIRONMENT

### ENVIRONMENTAL SUSTAINABILITY Environmental Programs

#### STATISTICS

	2006-07 ESTIMATE	2005-06 FORECAST	% CHANGE	2004-05 ACTUAL
<b>Water Resources</b>				
<b>Hydrology</b>				
Snow Course Survey Visits	210	210	0%	204
Meteorological Station Visits	24	20	20%	20
Hydrometric Station Visits	60	65	-8%	66
Ice Jam Monitoring Flights	16	8	100%	8
Special Project Trips (in person days)	16	12	33%	12
Daily Break-up Projections	25	25	0%	25
Daily Snowmelt Flood Projections	80	80	0%	80
Snow Survey Bulletin and Water Supply Forecast Publications	3	3	0%	3
Data/Information Requests from Public	80	80	0%	80
Design Streamflow Estimates for Highways and Public Works	30	25	20%	25
Environmental Impact Assessments	12	10	20%	10
Major Studies	4	4	0%	4
Presentations	12	6	100%	6
Meeting/Teleconferences	30	35	-14%	35
<b>Water Inspections</b>				
Water Licence Inspections	100	72	39%	75
Non-licence Inspections	64	58	10%	64
Occurrence/Complaint Inspections	71	69	3%	71
Spills	9	8	13%	9
<b>Water Quality</b>				
Water Audits or Surveys Conducted	45	40	13%	47
Sampling Stations Visited	220	220	0%	239
Water Samples Collected	700	747	-6%	670
Water Quality Trend Sites Operated	4	n/a	n/a	n/a
Focus Water Quality Studies	1	2	-50%	n/a
Water Board Hearings Participation	1	2	-50%	n/a
Water Quality Policy Initiatives	2	2	0%	n/a
Water Quality Queries Responded to	20	n/a	n/a	n/a



## ENVIRONMENT

### ENVIRONMENTAL SUSTAINABILITY Conservation Officer Services

## STATISTICS

	2006-07 ESTIMATE	2005-06 FORECAST	% CHANGE	2004-05 ACTUAL
District Occurrence Reports (do not include minor wildlife incidents)	712	712	0%	786
Branch Enforcement Actions	200	200	0%	179
Branch Inspections	175	175	0%	186
Hunter and Resource Education Workshops	60	60	0%	60

## ENVIRONMENT

REVENUES (\$000s)	2006-07 ESTIMATE	2005-06 FORECAST	% CHANGE	2004-05 ACTUAL
<b>TAXES AND GENERAL REVENUES</b>				
<b>Corporate Services</b>				
Prior Years' Revenues	0	26	-100%	31
<b>Environmental Sustainability</b>				
Campground Permits	306	306	0%	285
Wilderness Tourism Licensing	8	8	0%	9
Hunting Licences and Seals	322	322	0%	316
Trapping and Fur Licences	6	6	0%	4
Fishing Licences	240	240	0%	242
Outfitting Fees	10	10	0%	15
Prior Years' Revenues	0	0	0%	2
<b>Total Taxes and General Revenues</b>	<b>892</b>	<b>918</b>	<b>-3%</b>	<b>904</b>
<b>THIRD-PARTY RECOVERIES</b>				
<b>Corporate Services</b>				
Yukon Wildlife Preserve	50	50	0%	0
Advertising Recoveries - Publications	10	10	0%	12
Mapping Recoveries	10	10	0%	1
<b>Environmental Sustainability</b>				
Miscellaneous Partnerships	100	100	0%	0
Freshwater Fisheries Agreement				
- Yukon Development Corporation	20	20	0%	20
Compulsory Inspections				
- Province of British Columbia	2	2	0%	1
Conservation Action Team	2	2	0%	2
Special Waste Collection	60	60	0%	123
Nature Serve Yukon				
- Nature Conservancy of Canada	35	33	6%	0
Boreal Forest Project				
- University of British Columbia	50	50	0%	50
Prior Years' Recoveries	0	21	-100%	10
<b>Total Third-Party Recoveries</b>	<b>339</b>	<b>358</b>	<b>-5%</b>	<b>219</b>

## ENVIRONMENT

<b>REVENUES (\$000s)</b>	<b>2006-07 ESTIMATE</b>	<b>2005-06 FORECAST</b>	<b>% CHANGE</b>	<b>2004-05 ACTUAL</b>
<b>RECOVERIES FROM CANADA</b>				
<b>Corporate Services</b>				
Inuvialuit Final Agreement (IFA)	964	898	7%	901
Prior Years' Recoveries	0	0	0%	38
<b>Environmental Sustainability</b>				
Prior Years' Recoveries	0	15	-100%	119
<b>Total Recoveries from Canada</b>	964	913	6%	1,058
<b>TOTAL REVENUES</b>	2,195	2,189	0%	2,181

## ENVIRONMENT

<b>TRANSFER PAYMENTS (\$000s)</b>	<b>2006-07 ESTIMATE</b>	<b>2005-06 FORECAST</b>	<b>% CHANGE</b>	<b>2004-05 ACTUAL</b>
<b>GRANTS</b>				
<b>Environmental Sustainability</b>				
Wildlife Health Fund	1	1	0%	1
Canadian Cooperative Wildlife Health Centre	7	7	0%	8
Fur Institute of Canada	6	6	0%	6
<b>Total Grants</b>	<b>14</b>	<b>14</b>	<b>0%</b>	<b>15</b>
<b>CONTRIBUTIONS</b>				
<b>Corporate Services</b>				
Yukon Wildlife Preserve	550	550	0%	150
Environmental Public Awareness	30	30	0%	29
Yukon Conservation Society	35	35	0%	35
Wildlife Management Advisory Council	214	209	2%	209
North Slope Conference	10	0	100%	0
<b>Environmental Sustainability</b>				
Porcupine Caribou Management Board	48	48	0%	50
Yukon College				
- Ecosystem Monitoring Program	45	45	0%	45
- Climate Change Research	75	75	0%	75
Yukon Trappers Association	53	68	-22%	89
Arctic Borderland Ecological Knowledge Society	5	5	0%	5
Whitehorse Fish Hatchery	75	75	0%	65
Yukon Fish and Game Association	55	35	57%	35
Canadian Wildlife Directors Secretariat	4	4	0%	4
Yukon River Panel	30	30	0%	20
Waste Reduction Initiatives	80	80	0%	81
Ducks Unlimited	20	15	33%	0
Prior Years' Contributions	0	18	-100%	33
<b>Total Contributions</b>	<b>1,329</b>	<b>1,322</b>	<b>1%</b>	<b>925</b>
<b>TOTAL TRANSFER PAYMENTS</b>	<b>1,343</b>	<b>1,336</b>	<b>1%</b>	<b>940</b>