



**THE REPORT OF THE  
CHIEF ELECTORAL OFFICER  
OF THE YUKON  
ON  
THE 2000 GENERAL ELECTION**

**The Report of the  
Chief Electoral Officer of the Yukon  
on the Yukon General Election held**

**April 17, 2000**

**Published by the Chief Electoral Officer of the Yukon**



June 27, 2000

Hon. Dennis Schneider  
Speaker of the Legislative Assembly  
Yukon Legislative Assembly  
Whitehorse, Yukon

Dear Mr. Speaker:

I am pleased to submit the report on the results of the general election held April 17, 2000. The *Report of the Chief Electoral Officer of the Yukon on the 2000 General Election* is prepared pursuant to section 315 of the *Elections Act*. It includes the number of ballots cast for each candidate for the polling divisions in every electoral district.

Yours sincerely,

A handwritten signature in dark ink, which appears to read "Patrick L. Michael". The signature is fluid and cursive, with the first and last names being more prominent.

Patrick L. Michael  
Chief Electoral Officer

ERROR°ERREUR

Page 9 –

**RESULTS BY POLL**

Electors on List: Polling Station 8 = 201

***RÉSULTATS PAR BUREAU DE SCRUTIN***

*Électeurs/électrices inscrit(e)s : Bureau de scrutin 8 = 201*

Page 29 –

**RESULTS BY POLL (english only)**

Candidates:     Dave Keenan (ND)  
                     Dorothy John (L)  
                     Ed Hall (YP)

# TABLE OF CONTENTS

	Page
<b>Election Summary</b>	<b>1</b>
<b>Results by Political Affiliation</b>	<b>2</b>
<b>Recapitulation and Comparison</b>	<b>3</b>
2000/1996 General Elections	
<b>Results by Electoral District</b>	
Electoral District of Faro	4
Electoral District of Klondike	6
Electoral District of Kluane	8
Electoral District of Lake Laberge	10
Electoral District of McIntyre-Takhini	12
Electoral District of Mayo-Tatchun	14
Electoral District of Mount Lorne	16
Electoral District of Porter Creek North	18
Electoral District of Porter Creek South	20
Electoral District of Riverdale North	22
Electoral District of Riverdale South	24
Electoral District of Riverside	26
Electoral District of Ross River-Southern Lakes	28
Electoral District of Vuntut Gwitchin	30
Electoral District of Watson Lake	32
Electoral District of Whitehorse Centre	34
Electoral District of Whitehorse West	36

Note:   AP = Advance Poll  
          CI = Correctional Institution/Young Offenders Facility  
          H = Whitehorse General Hospital  
          MI = Mail-in polling division

# ELECTION SUMMARY

The Government Leader, Hon. Piers McDonald, announced on March 13, 2000 that a general election would take place on April 17, 2000. The Chief Electoral Officer, Patrick L. Michael, issued the writs for the general election to the returning officers in the 17 electoral districts on Friday, March 17, 2000.

This election was the first one to be administered under the provisions of a new *Elections Act* which received assent on December 13, 1999 and was proclaimed in force on February 14, 2000.

Following enumeration there were 16,603 electors on the preliminary lists. At revision on April 4 and 5, 1,481 names were added to the lists and at special revision on April 14, 232 electors were present at returning offices to be added to the lists. The official lists for the general election contained 18,285 names.

Nomination day was Monday, March 27 and 50 candidates were nominated. Each candidate was endorsed by one of three registered political parties. There were no independent candidates at this election. One candidate, who was endorsed by the Yukon Party, withdrew on March 30 pursuant to section 132 of the *Elections Act*.

Advance polls took place on Sunday and Monday, April 9 and 10 and 1,212 electors voted.

Polling day was Monday, April 17 and 12,400 electors voted in person. In addition, 756 electors voted by proxy, special ballot or, in five electoral districts, by mail-in at this election. Official results were certified for 16 electoral districts on April 19. The candidates with the greatest number of ballots were declared elected on April 24.

There was one judicial recount. There was no change to the results for the Electoral District of Vuntut Gwitchin at the recount which was conducted by a judge of the Supreme Court on April 25. The election in the electoral district was declared on the same date.

As required by subsection 117(2) of the Act, 47 candidates received refunds of their nomination deposits.

One elector in the Electoral District of Ross River-Southern Lakes was charged by the RCMP for removing a ballot paper from a polling station on polling day. As well, the chief electoral officer requested the RCMP to investigate complaints in the Electoral Districts of Klondike and Watson Lake.

## RESULTS BY POLITICAL AFFILIATION

Political affiliation	Candidates nominated	Elected	Votes received	Percentage of votes
Yukon Liberal Party (L) <sup>1</sup>	17	10	6,119	42.90
Yukon New Democratic Party (ND) <sup>2</sup>	17	6	4,677	32.80
Yukon Party (YP) <sup>3</sup>	15	1	3,466	24.30
<b>Totals</b>	<b>49</b>	<b>17</b>	<b>14,262</b>	<b>100.00</b>

<sup>1</sup>L = Yukon Liberal Party

<sup>2</sup>ND = Yukon New Democratic Party

<sup>3</sup>YP = Yukon Party

# RECAPITULATION AND COMPARISON

## 2000/1996 General Elections

	2000	1996
Number of electoral districts	17	17
Number of polling divisions	79	86
Number of candidates	49	54
Number of electors on preliminary list of electors <sup>4</sup>	16,603	16,633
Number of electors added at revision	1,481	1,438
Number of electors removed at revision <sup>5</sup>	31	4
Number of electors added on appeal	0	2
Number of electors added at special revision	232	270
Number of electors on official lists of electors	18,285	18,297
Percentage of electors added at revision	8.10	7.86
Percentage of electors added at special revision	1.27	1.48
Number of electors who voted	14,368	14,559
Percentage of electors who voted	78.58	79.58
Number of electors who voted at the advance polls	1,212	938
Percentage of electors who voted at the advance polls	8.44	6.44
Number of electors who voted by mail-in	75	88
Percentage of electors who voted by mail-in	0.52	0.60
Number of electors who voted by proxy	494	430
Percentage of electors who voted by proxy	3.44	2.95
Number of electors who voted by special ballot	187	202
Percentage of electors who voted by special ballot	1.30	1.39
Number of rejected ballots	106	91
Number of judicial recounts	1	3

<sup>4</sup> Includes electors enumerated in hospital and correctional institutions.

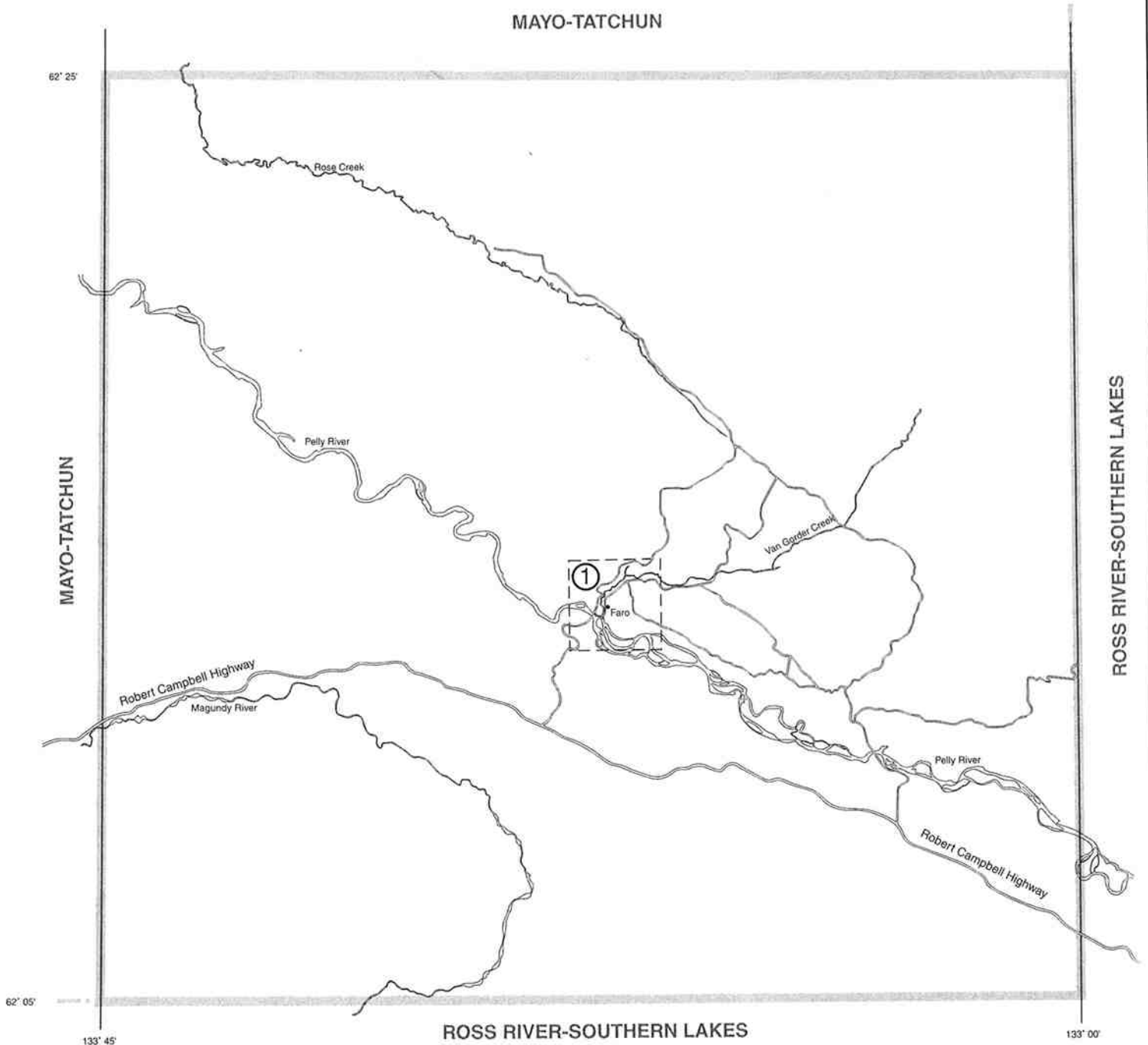
<sup>5</sup> Includes electors whose names have been transferred to another polling division or electoral district or whose names appear on another list of electors.



# ELECTORAL DISTRICT OF FARO

## CIRCONSCRIPTION DE FARO

MAYO-TATCHUN



# RESULTS BY POLL

**Candidates:** Trevor Harding (ND)  
James R. McLachlan (L)

**Returning Officer:** Phyllis Forbes  
**Date of Writ:** March 17, 2000  
**Nomination Day:** March 27, 2000  
**Polling Day:** April 17, 2000  
**Date of Return:** April 24, 2000

Polling Stations		Trevor Harding (ND)	James R. McLachlan (L)	Rejected Ballots	Total Vote	Electors on List	
Locations	No.						
Faro	1	157	46	1	204	248	
Faro	AP	20	7	0	27	-	
Totals		2	177	53	1	231	248

Majority for Trevor Harding (ND) over James R. McLachlan (L), 124

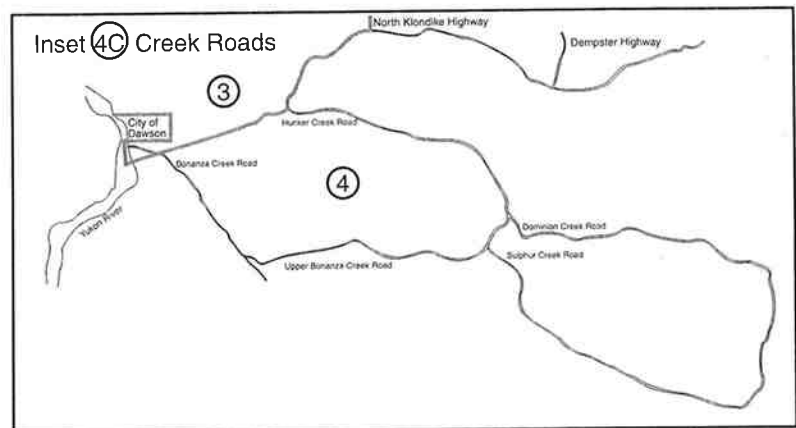
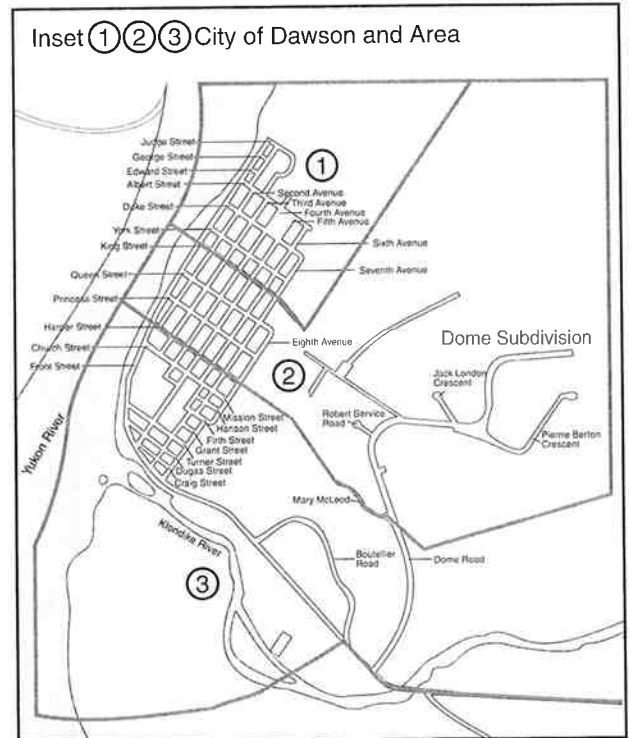
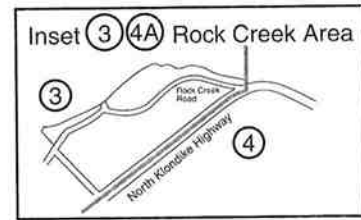
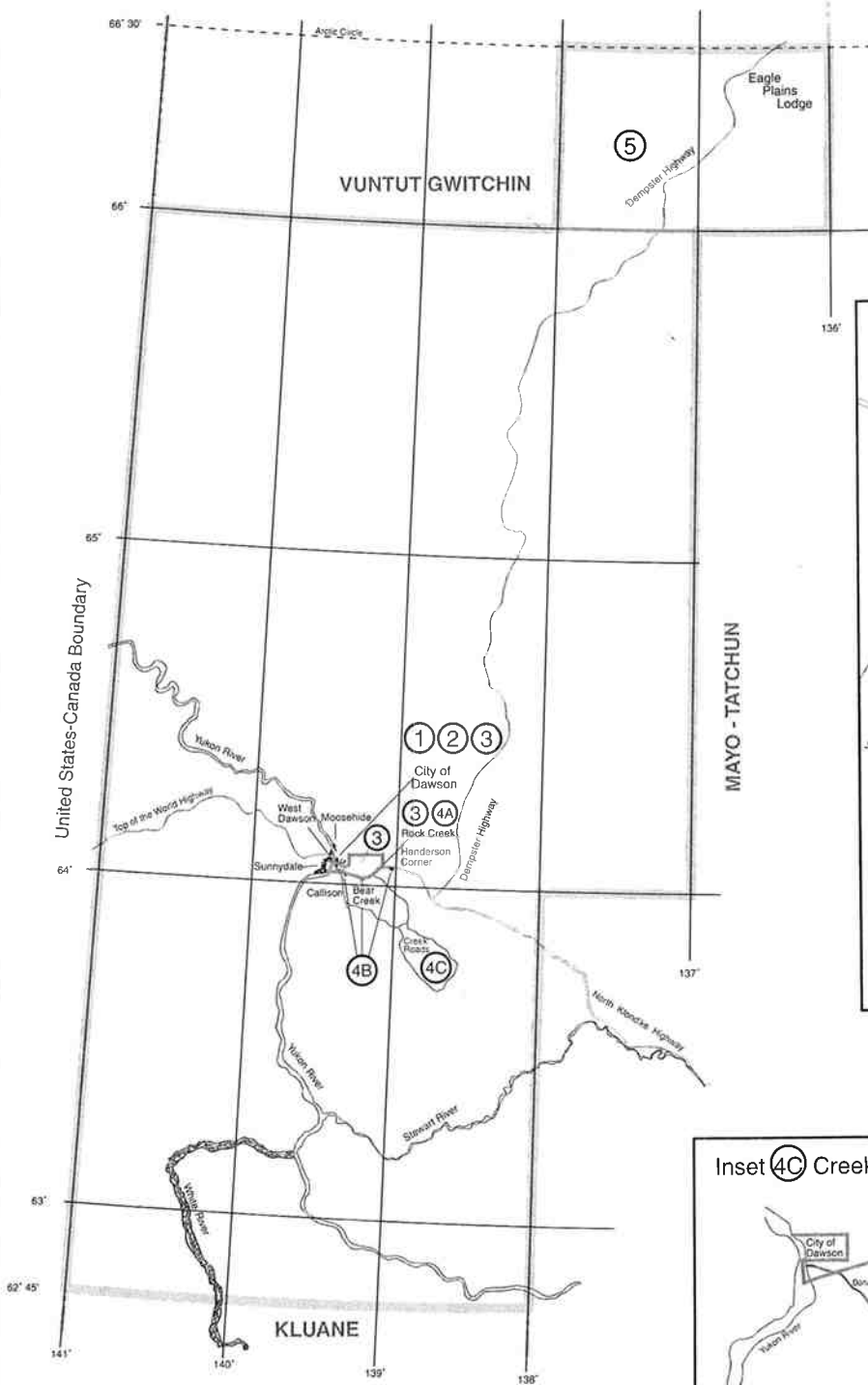
Percentage of electors who voted: 93.15

Number of electors who voted by proxy: 17

Number of electors who voted by special ballot: 14

# ELECTORAL DISTRICT OF KLONDIKE

## CIRCONSCRIPTION DE KLONDIKE



# RESULTS BY POLL

**Candidates:** Peter Jenkins (YP)  
Stuart Schmidt (L)  
Aedes Scheer (ND)

**Returning Officer:** Bonnie Barber  
**Date of Writ:** March 17, 2000  
**Nomination Day:** March 27, 2000  
**Polling Day:** April 17, 2000  
**Date of Return:** April 24, 2000

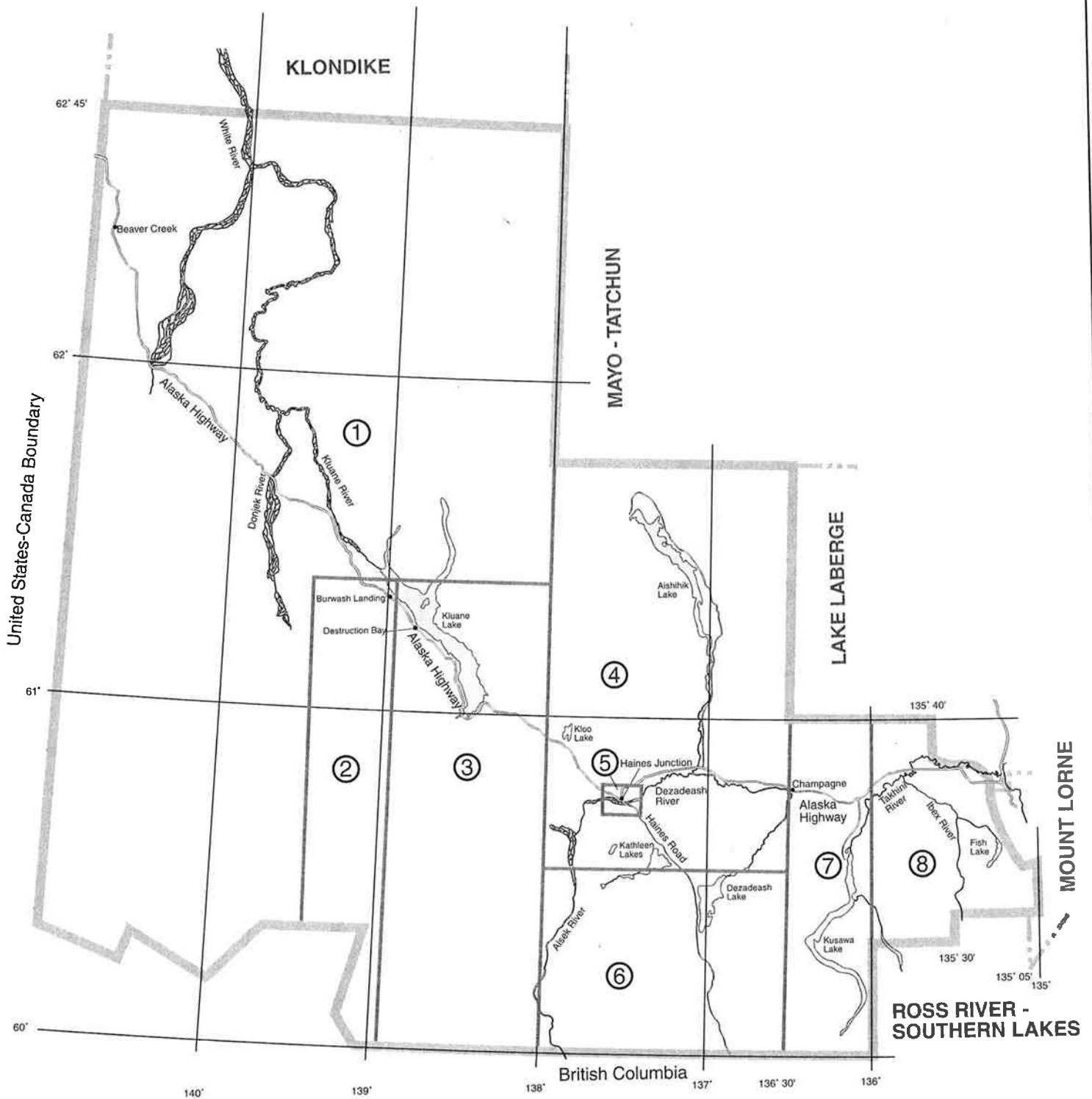
Polling Stations		Peter Jenkins (YP)	Stuart Schmidt (L)	Aedes Scheer (ND)	Rejected Ballots	Total Vote	Electors on List
Locations	No.						
Dawson City	1	68	59	71	1	199	253
Dawson City	2	98	69	46	1	214	296
Dawson City	3	110	75	52	2	239	314
Dawson City	4	96	110	44	1	251	361
Eagle Plains (MI)	5	1	3	3	0	7	9
Dawson City	AP	51	81	33	0	165	-
<b>Totals</b>	<b>6</b>	<b>424</b>	<b>397</b>	<b>249</b>	<b>5</b>	<b>1,075</b>	<b>1,233</b>

Majority for Peter Jenkins (YP) over Stuart Schmidt (L), 27  
Aedes Scheer (ND), 175

Percentage of electors who voted: 87.19  
Number of electors who voted by proxy: 80  
Number of electors who voted by special ballot: 34

# ELECTORAL DISTRICT OF KLUANE

## CIRCONSCRIPTION DE KLUANE



# RESULTS BY POLL

**Candidates:** Gerald "Bones" Brown (L)  
 Charlie Eikland (YP)  
 Gary McRobb (ND)

**Returning Officer:** Lilly Smith  
**Date of Writ:** March 17, 2000  
**Nomination Day:** March 27, 2000  
**Polling Day:** April 17, 2000  
**Date of Return:** April 24, 2000

Polling Stations		Gerald "Bones" Brown (L)	Charlie Eikland (YP)	Gary McRobb (ND)	Rejected Ballots	Total Vote	Electors on List
Locations	No.						
Beaver Creek	1	0	17	42	0	59	84
Burwash Landing	2	8	17	27	1	53	67
Destruction Bay	3	0	32	5	1	38	46
Haines Junction	4	31	29	69	1	130	193
Haines Junction	5	23	68	121	5	217	294
Haines Road (MI)	6	0	2	1	0	3	4
Champagne	7	7	6	16	0	29	47
Ibex Valley	8	37	27	74	1	139	248
Haines Junction	AP1	6	7	44	0	57	-
High Country Inn	AP2	1	2	5	0	8	-
H	-	0	1	1	0	2	-
CI	-	0	0	0	1	1	-
<b>Totals</b>	<b>12</b>	<b>113</b>	<b>208</b>	<b>405</b>	<b>10</b>	<b>736</b>	<b>936</b>

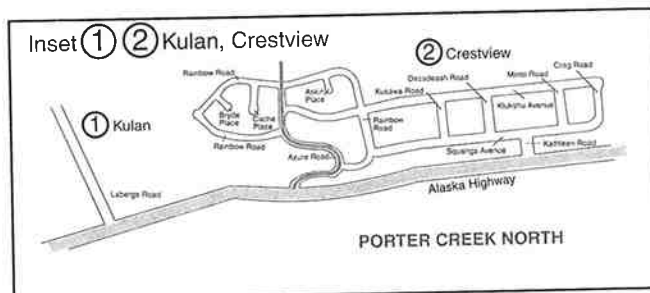
Majority for Gary McRobb (ND) over Gerald "Bones" Brown (L), 292  
 Charlie Eikland (YP), 197

Percentage of electors who voted: 78.63

Number of electors who voted by proxy: 23

Number of electors who voted by special ballot: 10

The map shows the Kluane region in Yukon, Canada. Key features include the Kluane River, Klondike Highway, and various lakes such as Long Lake, Braeburn, Frank Lake, Clara Lake, Mandanna Lake, Lake Laberge, Fox Lake, Taya Lake, and Taseen Lake. Towns like Whitehorse and Mayo-Tatchun are indicated. The map is bounded by latitude lines 61° 45' and 61° 30' N, and longitude lines 135° 12' and 135° 00' W. The region is divided into three sections: MAYO-TATCHUN, ROSS RIVER-SOUTHERN LAKES, and MOUNT LORNE. Numbered locations 1 through 5 are marked along the Kluane River.



# RESULTS BY POLL

**Candidates:** Roger Gallagher (YP)  
Gary LeGoffe (ND)  
Pam Buckway (L)

**Returning Officer:** Andrea Lemphers  
**Date of Writ:** March 17, 2000  
**Nomination Day:** March 27, 2000  
**Polling Day:** April 17, 2000  
**Date of Return:** April 24, 2000

Polling Stations		Roger Gallagher (YP)	Gary LeGoffe (ND)	Pam Buckway (L)	Rejected Ballots	Total Vote	Electors on List
Locations	No.						
Our Lady of Victory Church	1	78	41	88	0	207	274
Our Lady of Victory Church	2	59	30	107	2	198	271
Hidden Valley School	3	69	36	84	1	190	250
Hidden Valley School	4	84	39	104	3	230	292
Hidden Valley School	5	61	27	126	4	218	297
High Country Inn	AP	12	9	32	0	53	-
<b>Totals</b>	<b>6</b>	<b>363</b>	<b>182</b>	<b>541</b>	<b>10</b>	<b>1,096</b>	<b>1,384</b>

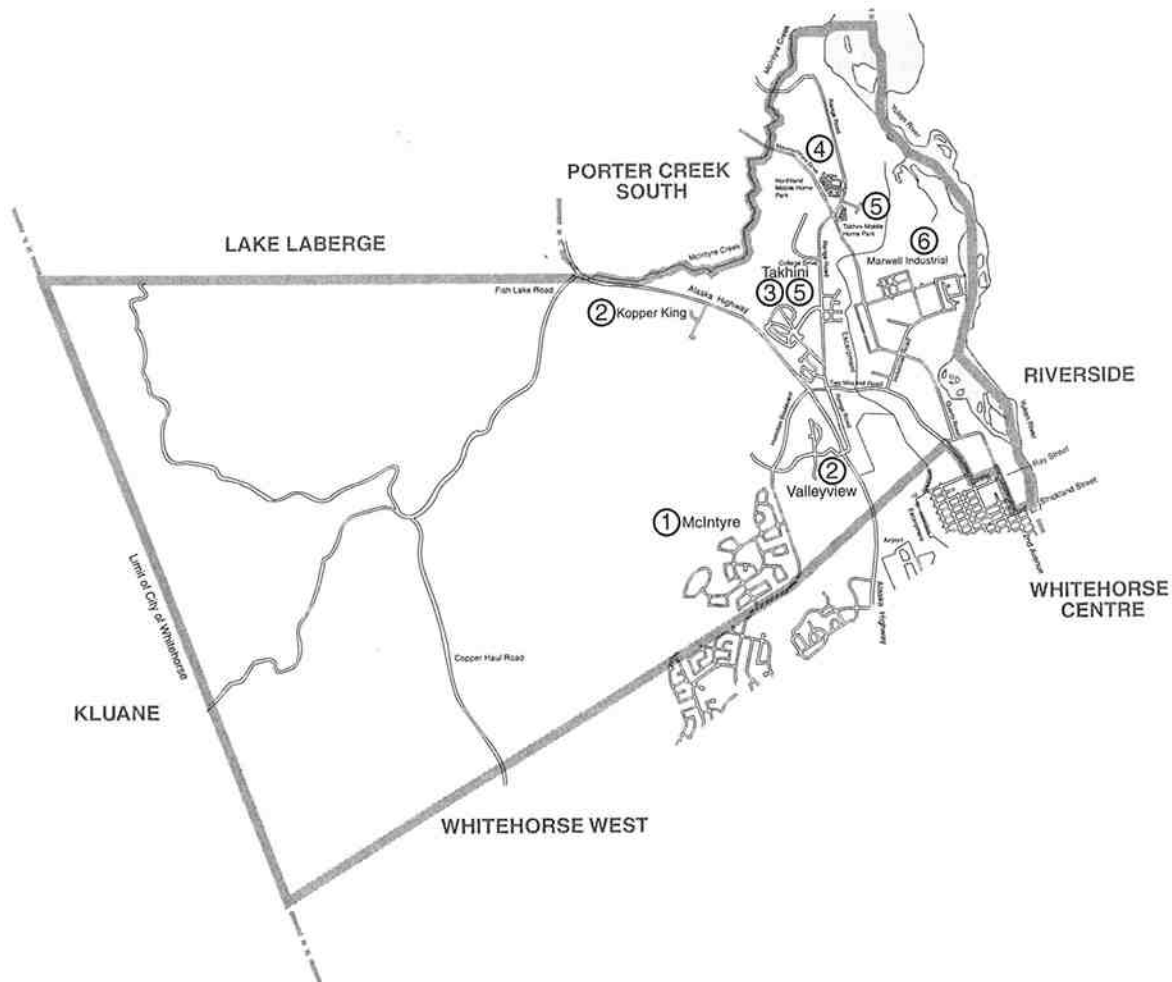
Majority for Pam Buckway (L) over Roger Gallagher (YP), 178  
Gary LeGoffe (ND), 359

Percentage of electors who voted: 79.19  
Number of electors who voted by proxy: 37  
Number of electors who voted by special ballot: 3

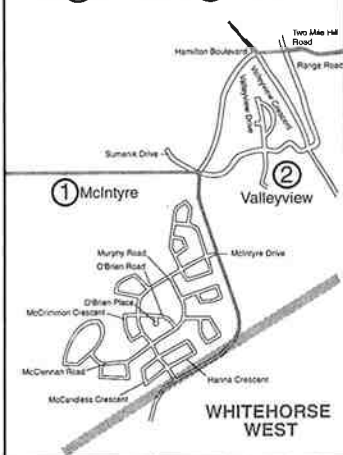


# ELECTORAL DISTRICT OF McINTYRE-TAKHINI

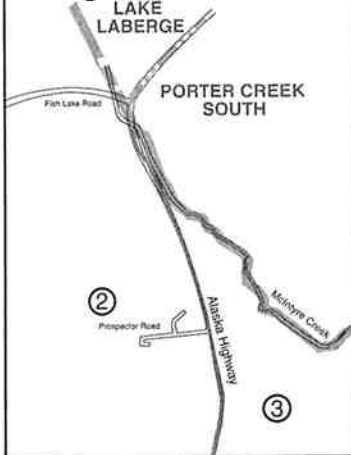
## CIRCONSCRIPTION DE McINTYRE-TAKHINI



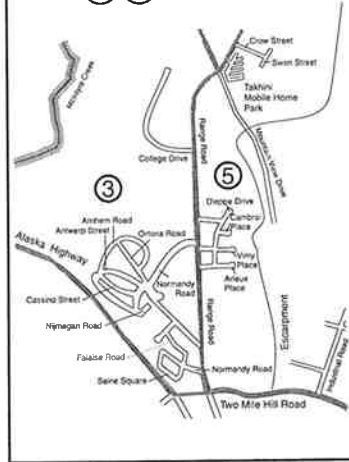
Inset ① McIntyre, ② Valleyview



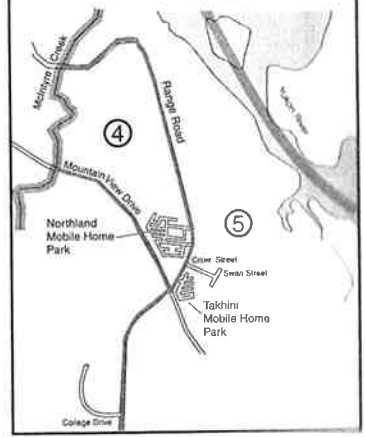
Inset ② Kopper King Area



Inset ③ ⑤ Takhini



Inset ④ ⑤ Mobile Home Parks



# RESULTS BY POLL

**Candidates:** Piers McDonald (ND)  
John Edzerza (YP)  
Wayne Jim (L)

**Returning Officer:** Janice Koepke  
**Date of Writ:** March 17, 2000  
**Nomination Day:** March 27, 2000  
**Polling Day:** April 17, 2000  
**Date of Return:** April 24, 2000

Polling Stations		Piers McDonald (ND)	John Edzerza (YP)	Wayne Jim (L)	Rejected Ballots	Total Vote	Electors on List
Locations	No.						
Na Kwa Ta Ku Potlatch House	1	69	59	85	3	216	349
Na Kwa Ta Ku Potlatch House	2	48	36	42	1	127	210
Takhini Elementary School	3	79	38	60	2	179	250
Takhini Elementary School	4	41	46	50	2	139	195
Takhini Elementary School	5	58	59	84	3	204	333
Stop In Family Hotel	6	10	12	12	0	34	53
High Country Inn	AP	32	15	42	1	90	-
H	-	1	0	1	0	2	-
<b>Totals</b>	<b>8</b>	<b>338</b>	<b>265</b>	<b>376</b>	<b>12</b>	<b>991</b>	<b>1,390</b>

Majority for Wayne Jim (L) over

Piers McDonald (ND), 38  
John Edzerza (YP), 111

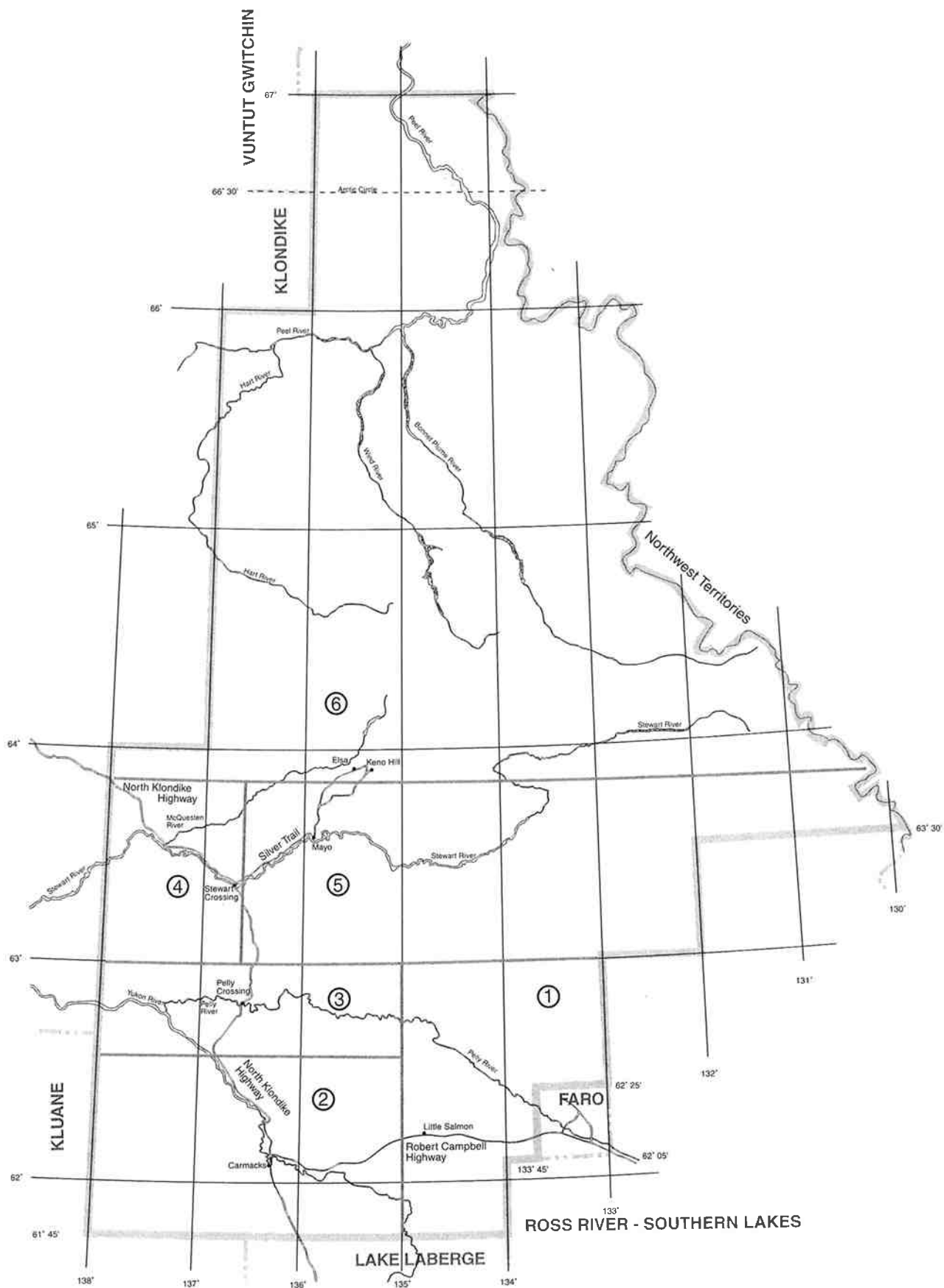
Percentage of electors who voted: 71.29

Number of electors who voted by proxy: 20

Number of electors who voted by special ballot: 3

# ELECTORAL DISTRICT OF MAYO-TATCHUN

## CIRCONSCRIPTION DE MAYO-TATCHUN



# RESULTS BY POLL

**Candidates:** Eric Fairclough (ND)  
Wilf Tuck (L)

**Returning Officer:** Ada Rienks  
**Date of Writ:** March 17, 2000  
**Nomination Day:** March 27, 2000  
**Polling Day:** April 17, 2000  
**Date of Return:** April 24, 2000

Polling Stations		Eric Fairclough (ND)	Wilf Tuck (L)	Rejected Ballots	Total Vote	Electors on List
Locations	No.					
Little Salmon (MI)	1	6	4	1	11	13
Carmacks	2	154	76	1	231	305
Pelly Crossing	3	124	23	1	148	215
Stewart Crossing	4	3	20	0	23	34
Mayo	5	128	113	2	243	288
Keno Hill (MI)	6	4	13	0	17	19
Carmacks	AP1	12	10	0	22	-
Pelly Crossing	AP2	14	9	0	23	-
Mayo	AP3	1	9	0	10	-
<b>Totals</b>	<b>9</b>	<b>446</b>	<b>277</b>	<b>5</b>	<b>728</b>	<b>874</b>

Majority for Eric Fairclough (ND) over Wilf Tuck (L), 169

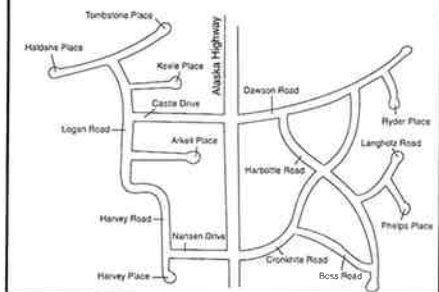
Percentage of electors who voted: 83.30

Number of electors who voted by proxy: 7

Number of electors who voted by special ballot: 21

# ELECTORAL DISTRICT OF MOUNT LORNE

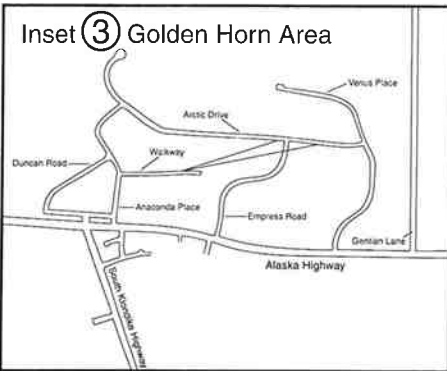
## CIRCONSCRIPTION DE MOUNT LORNE



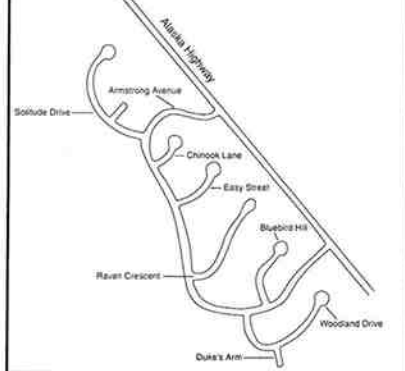
Inset ② Mary Lake, Cowley



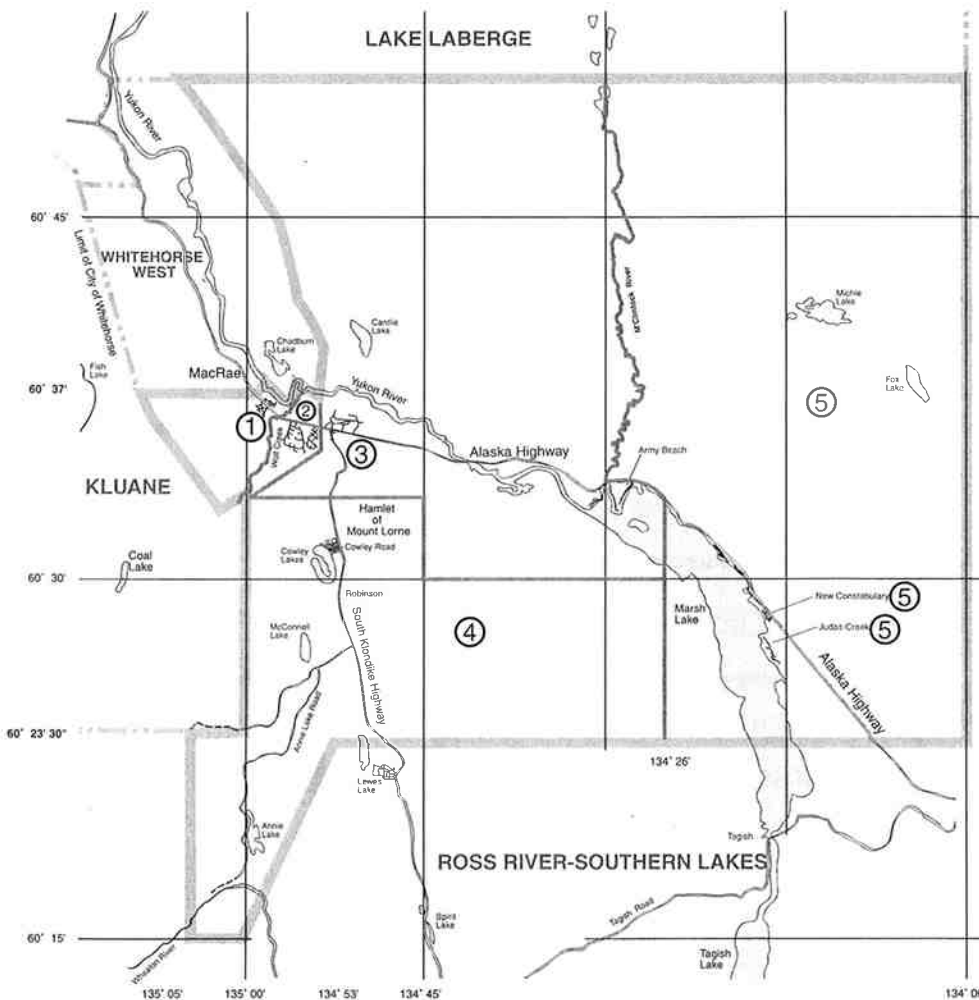
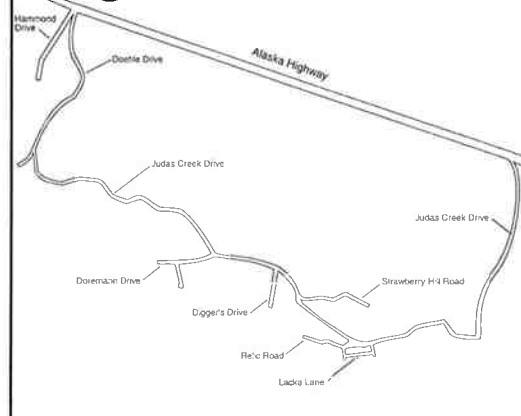
Inset ③ Golden Horn Area



Inset ⑤ New Constabulary



Inset ⑤ Judas Creek



# RESULTS BY POLL

**Candidates:** Ken Gabb (YP)  
Lois Moorcroft (ND)  
Cynthia Tucker (L)

**Returning Officer:** Donna Pendziwol-MacMillan  
**Date of Writ:** March 17, 2000  
**Nomination Day:** March 27, 2000  
**Polling Day:** April 17, 2000  
**Date of Return:** April 24, 2000

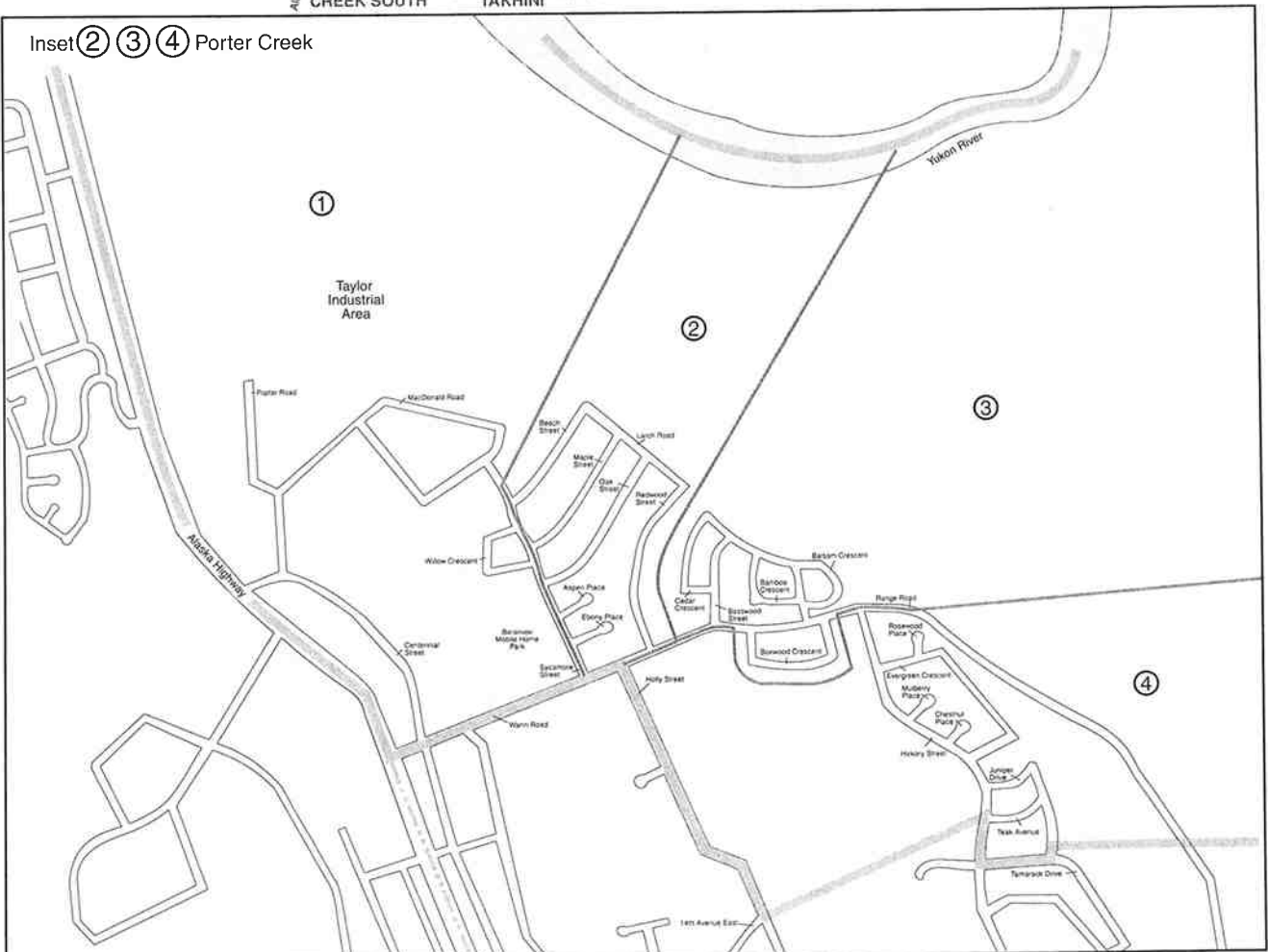
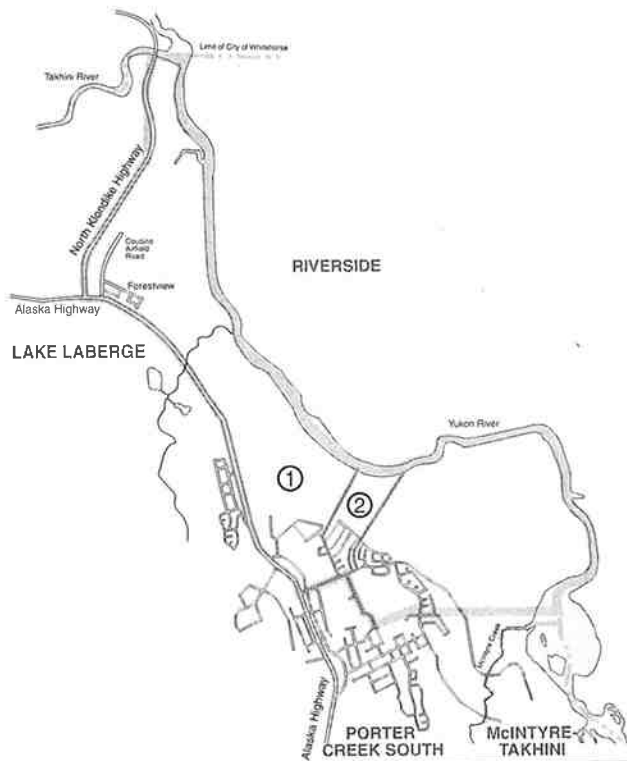
Polling Stations		Ken Gabb (YP)	Lois Moorcroft (ND)	Cynthia Tucker (L)	Rejected Ballots	Total Vote	Electors on List
Locations	No.						
Golden Horn Elem. School	1	57	88	136	3	284	384
Golden Horn Elem. School	2	57	94	114	1	266	340
Golden Horn Elem. School	3	66	64	99	4	233	321
Golden Horn Elem. School	4	21	82	79	1	183	242
Marsh Lake Fire Hall	5	47	59	95	1	202	260
Golden Horn Fire Hall	AP	21	35	40	0	96	-
<b>Totals</b>	<b>6</b>	<b>269</b>	<b>422</b>	<b>563</b>	<b>10</b>	<b>1,264</b>	<b>1,547</b>

Majority for Cynthia Tucker (L) over Ken Gabb (YP), 294  
Lois Moorcroft (ND), 141

Percentage of electors who voted: 81.71  
Number of electors who voted by proxy: 54  
Number of electors who voted by special ballot: 6

# ELECTORAL DISTRICT OF PORTER CREEK NORTH

## CIRCONSCRIPTION DE PORTER CREEK NORD



# RESULTS BY POLL

**Candidates:** Don Roberts (L)  
John Ostashek (YP)  
Sidney Maddison (ND)

**Returning Officer:** Joanne Green  
**Date of Writ:** March 17, 2000  
**Nomination Day:** March 27, 2000  
**Polling Day:** April 17, 2000  
**Date of Return:** April 24, 2000

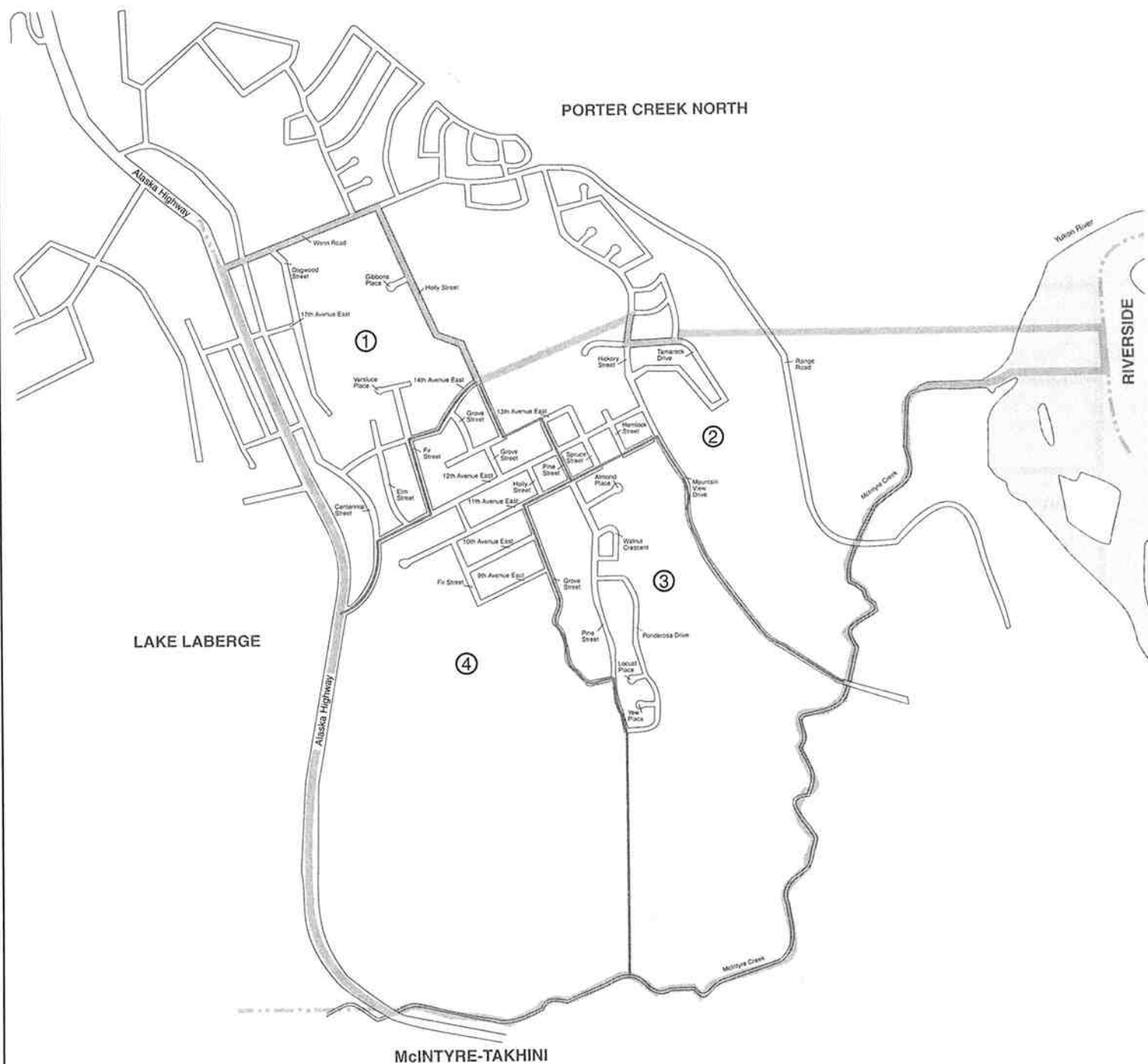
Polling Stations		Don Roberts (L)	John Ostashek (YP)	Sidney Maddison (ND)	Rejected Ballots	Total Vote	Electors on List
Locations	No.						
Holy Family Elem. School	1	123	74	15	2	214	291
Holy Family Elem. School	2	107	95	28	2	232	313
Holy Family Elem. School	3	128	65	35	0	228	274
Holy Family Elem. School	4	126	76	29	1	232	292
High Country Inn	AP	20	13	6	0	39	-
H	-	0	0	1	0	1	-
<b>Totals</b>	<b>6</b>	<b>504</b>	<b>323</b>	<b>114</b>	<b>5</b>	<b>946</b>	<b>1,170</b>

Majority for Don Roberts (L) over John Ostashek (YP), 181  
Sidney Maddison (ND), 390

Percentage of electors who voted: 80.85  
Number of electors who voted by proxy: 22  
Number of electors who voted by special ballot: 9



**ELECTORAL DISTRICT OF PORTER CREEK SOUTH**  
**CIRCONSCRIPTION DE PORTER CREEK SUD**



## RESULTS BY POLL

**Candidates:** Mark Dupuis (ND)  
Pat Duncan (L)  
Larry W. Carlyle (YP)

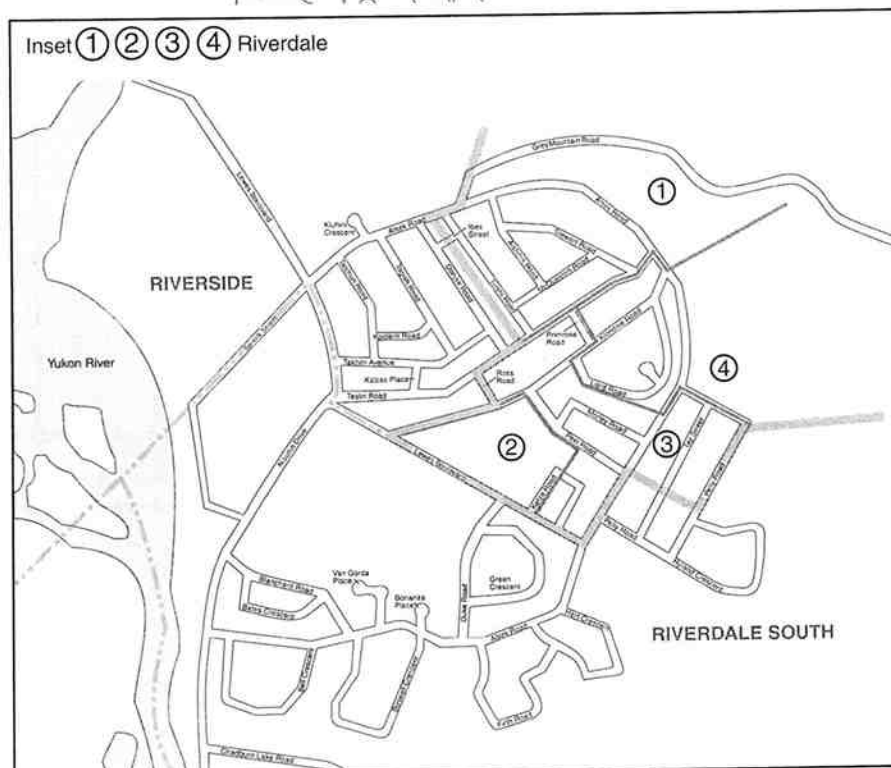
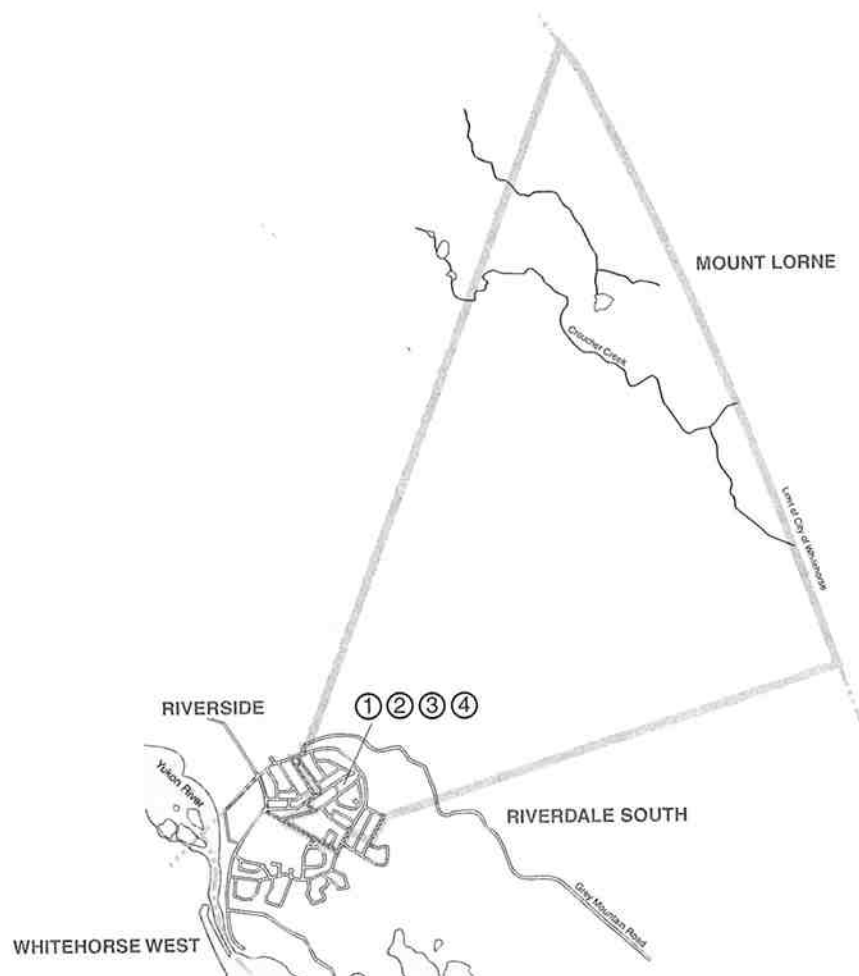
**Returning Officer:** Beverley Mason-Wood  
**Date of Writ:** March 17, 2000  
**Nomination Day:** March 27, 2000  
**Polling Day:** April 17, 2000  
**Date of Return:** April 24, 2000

Polling Stations		Mark Dupuis (ND)	Pat Duncan (L)	Larry W. Carlyle (YP)	Rejected Ballots	Total Vote	Electors on List
Locations	No.						
Jack Hulland Elem. School	1	21	87	61	0	169	270
Jack Hulland Elem. School	2	23	149	47	0	219	289
Jack Hulland Elem. School	3	26	229	48	1	304	385
Jack Hulland Elem. School	4	19	117	65	0	201	285
High Country Inn	AP	14	25	14	0	53	-
<b>Totals</b>	<b>5</b>	<b>103</b>	<b>607</b>	<b>235</b>	<b>1</b>	<b>946</b>	<b>1,229</b>

Majority for Pat Duncan (L) over Mark Dupuis (ND), 504  
Larry W. Carlyle (YP), 372

Percentage of electors who voted: 76.97  
Number of electors who voted by proxy: 17  
Number of electors who voted by special ballot: 4

**ELECTORAL DISTRICT OF RIVERDALE NORTH**  
**CIRCONSCRIPTION DE RIVERDALE NORD**



# RESULTS BY POLL

**Candidates:** Dale Eftoda (L)  
Rachael Lewis (ND)  
Daphne White (YP)

**Returning Officer:** Marietta Fulcher  
**Date of Writ:** March 17, 2000  
**Nomination Day:** March 27, 2000  
**Polling Day:** April 17, 2000  
**Date of Return:** April 24, 2000

Polling Stations		Dale Eftoda (L)	Rachael Lewis (ND)	Daphne White (YP)	Rejected Ballots	Total Vote	Electors on List
Locations	No.						
Belkirk Elem. School	1	130	60	42	0	232	316
Belkirk Elem. School	2	77	53	26	1	157	251
Belkirk Elem. School	3	118	54	56	2	230	323
Belkirk Elem. School	4	106	45	41	2	194	281
High Country Inn	AP	23	21	7	0	51	-
<b>Totals</b>	<b>5</b>	<b>454</b>	<b>233</b>	<b>172</b>	<b>5</b>	<b>864</b>	<b>1,171</b>

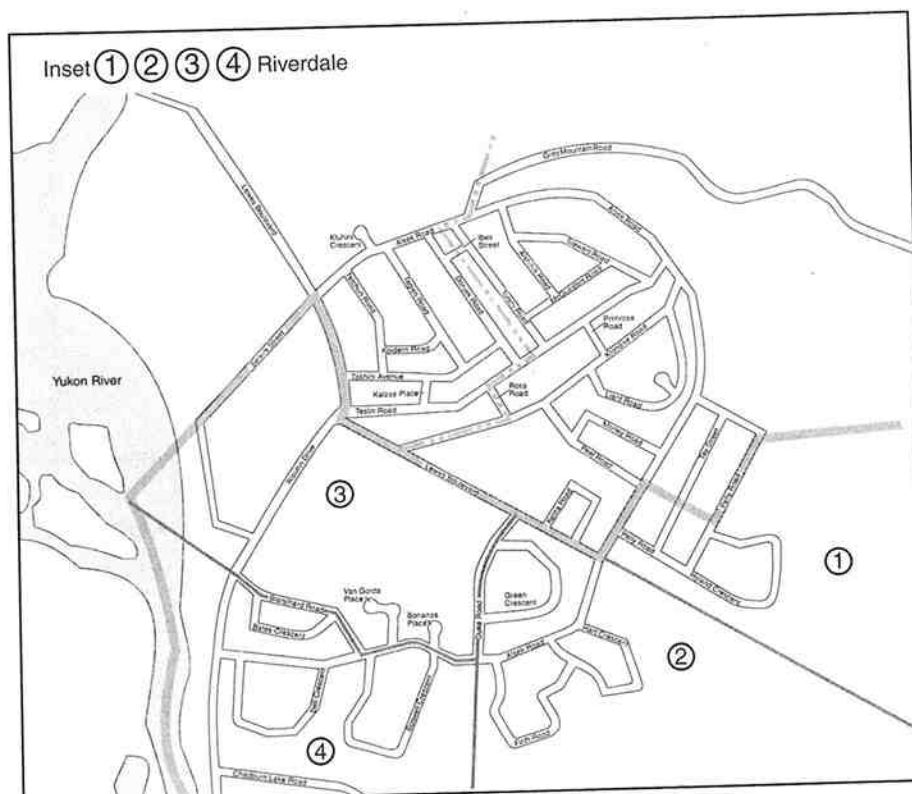
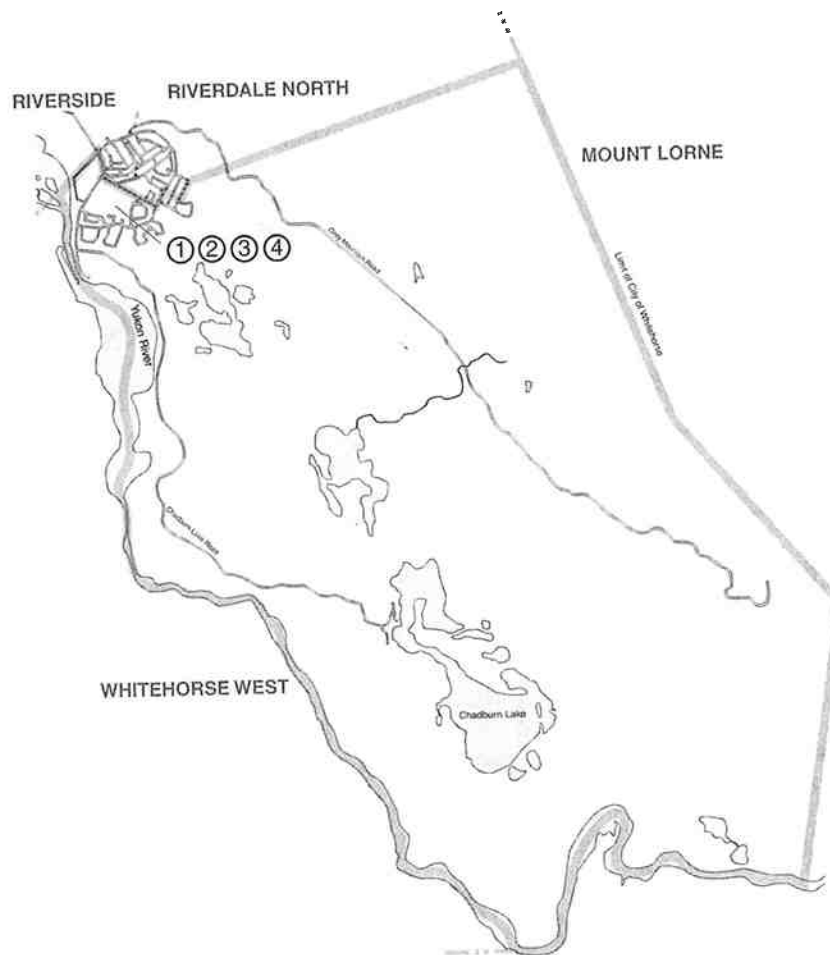
**Majority for Dale Eftoda (L) over** Rachael Lewis (ND), 221  
Daphne White (YP), 282

**Percentage of electors who voted:** 73.78

**Number of electors who voted by proxy:** 27

**Number of electors who voted by special ballot:** 1

# ELECTORAL DISTRICT OF RIVERDALE SOUTH CIRCONSCRIPTION DE RIVERDALE SUD



# RESULTS BY POLL

**Candidates:** Heather Finton (ND)  
Sue Edelman (L)  
Ginny Macdonald (YP)

**Returning Officer:** Joan Coxford  
**Date of Writ:** March 17, 2000  
**Nomination Day:** March 27, 2000  
**Polling Day:** April 17, 2000  
**Date of Return:** April 24, 2000

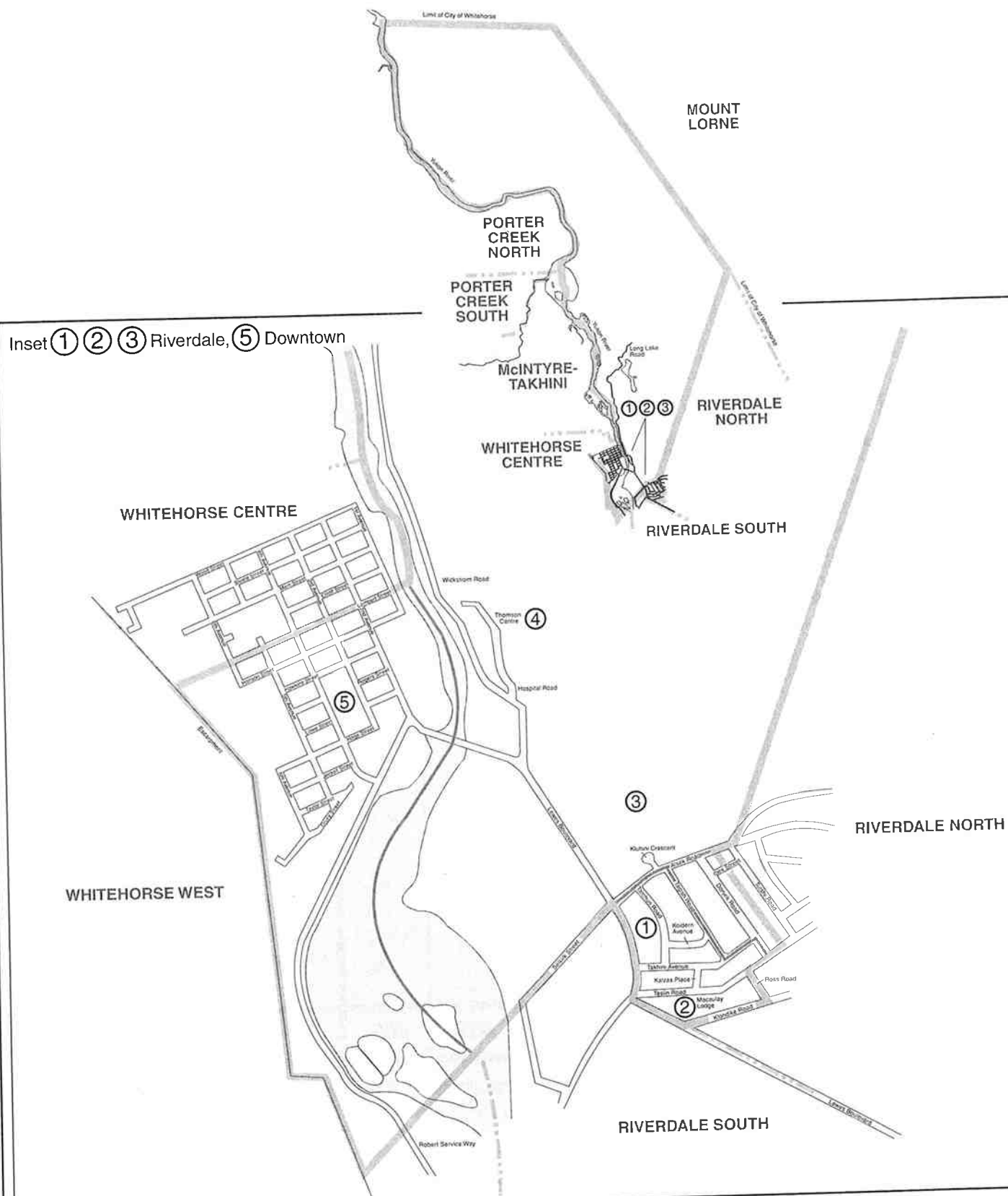
Polling Stations		Heather Finton (ND)	Sue Edelman (L)	Ginny Macdonald (YP)	Rejected Ballots	Total Vote	Electors on List
Locations	No.						
Vanier Catholic Sec. School	1	54	73	42	0	169	219
Vanier Catholic Sec. School	2	69	114	42	4	229	301
Vanier Catholic Sec. School	3	52	79	34	0	165	244
Vanier Catholic Sec. School	4	42	127	72	0	241	309
High Country Inn	AP	19	27	15	1	62	-
H	-	1	2	0	0	3	-
<b>Totals</b>	<b>6</b>	<b>237</b>	<b>422</b>	<b>205</b>	<b>5</b>	<b>869</b>	<b>1,073</b>

Majority for Sue Edelman (L) over Heather Finton (ND), 185  
Ginny Macdonald (YP), 217

Percentage of electors who voted: 80.99  
Number of electors who voted by proxy: 29  
Number of electors who voted by special ballot: 7

# ELECTORAL DISTRICT OF RIVERSIDE

## CIRCONSCRIPTION DE RIVERSIDE



## RESULTS BY POLL

**Candidates:** Jasbir Randhawa (ND)  
 Scott Kent (L)  
 Michael Wienert (YP)

**Returning Officer:** Sue Gleason  
**Date of Writ:** March 17, 2000  
**Nomination Day:** March 27, 2000  
**Polling Day:** April 17, 2000  
**Date of Return:** April 24, 2000

Polling Stations		Jasbir Randhawa (ND)	Scott Kent (L)	Michael Wienert (YP)	Rejected Ballots	Total Vote	Electors on List
Locations	No.						
F.H. Collins Sec. School	1	47	114	31	3	195	289
Macaulay Lodge	2	1	17	8	0	26	40
F.H. Collins Sec. School	3	50	71	21	0	142	194
Thomson Centre	4	2	5	2	0	9	9
F.H. Collins Sec. School	5	67	118	34	3	222	364
High Country Inn	AP	34	34	3	0	71	-
H	-	1	0	1	0	2	-
<b>Totals</b>	<b>7</b>	<b>202</b>	<b>359</b>	<b>100</b>	<b>6</b>	<b>667</b>	<b>896</b>

Majority for Scott Kent (L) over Jasbir Randhawa (ND), 157  
 Michael Wienert (YP), 259

Percentage of electors who voted: 74.44  
 Number of electors who voted by proxy: 30  
 Number of electors who voted by special ballot: 5



# ELECTORAL DISTRICT OF ROSS RIVER-SOUTHERN LAKES

## CIRCONSCRIPTION DE ROSS RIVER-SOUTHERN LAKES



## RESULTS BY POLL

**Candidates:** Dave Keenan (ND)  
Dorothy John (L)  
Ginny Macdonald (YP)

**Returning Officer:** Janet Constable Rushant  
**Date of Writ:** March 17, 2000  
**Nomination Day:** March 27, 2000  
**Polling Day:** April 17, 2000  
**Date of Return:** April 24, 2000

Polling Stations		Dave Keenan (ND)	Dorothy John (L)	Ed Hall (YP)	Rejected Ballots	Total Vote	Electors on List
Locations	No.						
Carcross	1	84	36	16	1	137	237
Tagish	2	48	26	25	6	105	168
Johnsons Crossing (MI)	3	4	0	7	0	11	17
Teslin	4	130	16	53	1	200	295
Ross River	5	41	94	15	0	150	229
Carcross	AP1	17	11	9	0	37	-
Teslin	AP2	27	3	20	0	50	-
Ross River	AP3	2	1	5	0	8	-
H	-	2	0	0	0	2	-
CI	-	2	0	0	0	2	-
<b>Totals</b>	<b>10</b>	<b>357</b>	<b>187</b>	<b>150</b>	<b>8</b>	<b>702</b>	<b>946</b>

Majority for Dave Keenan (ND) over Dorothy John (L), 170  
Ed Hall, (YP), 207

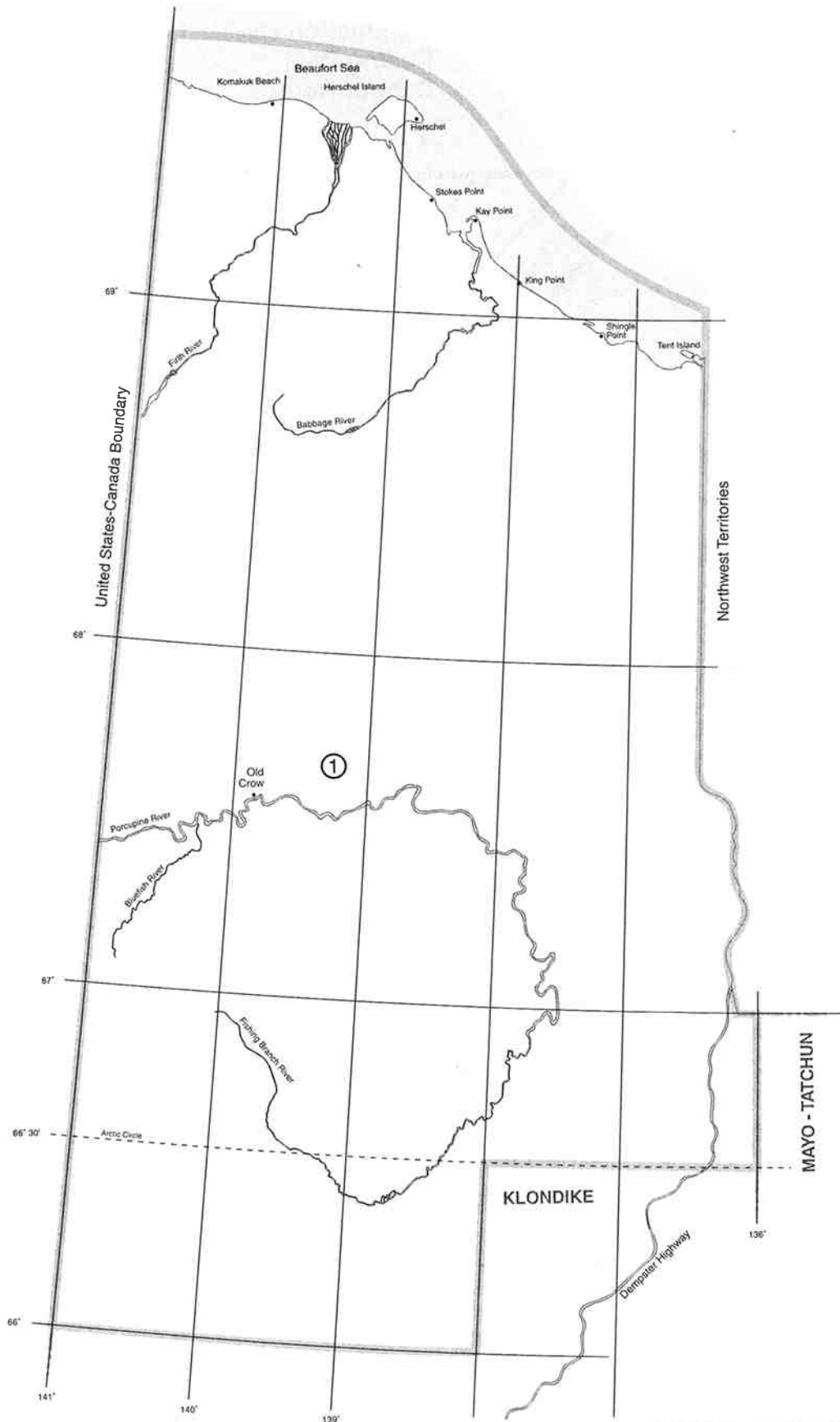
Percentage of electors who voted: 74.21

Number of electors who voted by proxy: 20

Number of electors who voted by special ballot: 8

# ELECTORAL DISTRICT OF VUNTUT GWITCHIN

## CIRCONSCRIPTION DE VUNTUT GWITCHIN



## RESULTS BY POLL

**Candidates:** Esau Schafer (L)  
Lorraine Netro (ND)  
Kathie Nukon (YP)

**Returning Officer:** Renée Frost  
**Date of Writ:** March 17, 2000  
**Nomination Day:** March 27, 2000  
**Polling Day:** April 17, 2000  
**Judicial Recount:** April 25, 2000  
**Date of Return:** April 25, 2000

Polling Stations		Esau Schafer (L)	Lorraine Netro (ND)	Kathie Nukon (YP)	Rejected Ballots	Total Vote	Electors on List
Locations	No.						
Old Crow	1	58	66	46	0	170	192
Old Crow	AP	3	3	7	0	13	-
Totals	2	61	69	53	0	183	192

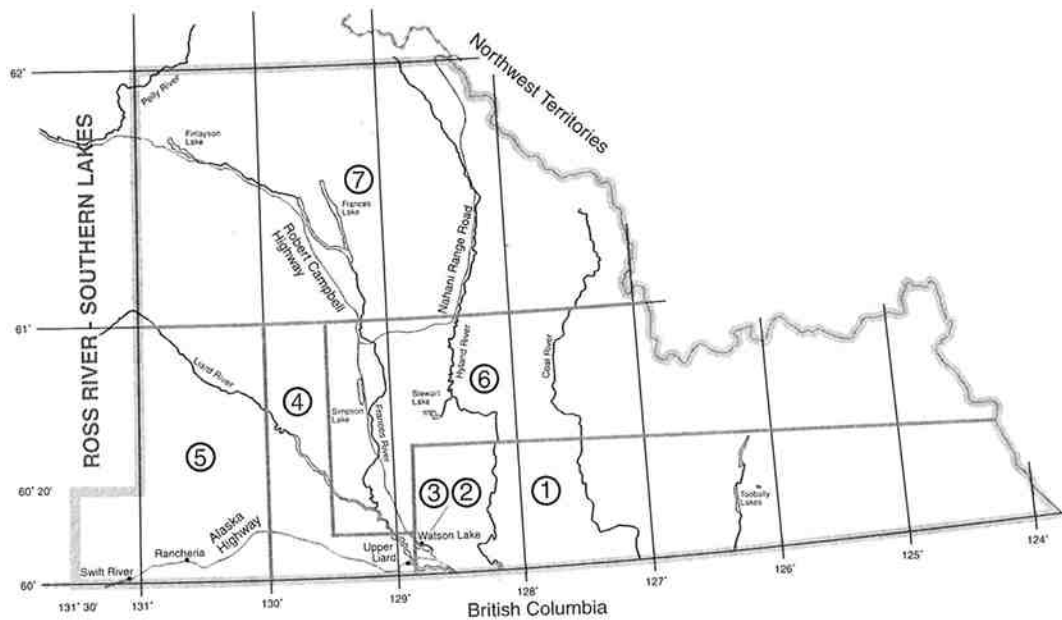
Majority for Lorraine Netro (ND) over Esau Schafer (L), 8  
Kathie Nukon (YP), 16

Percentage of electors who voted: 95.31

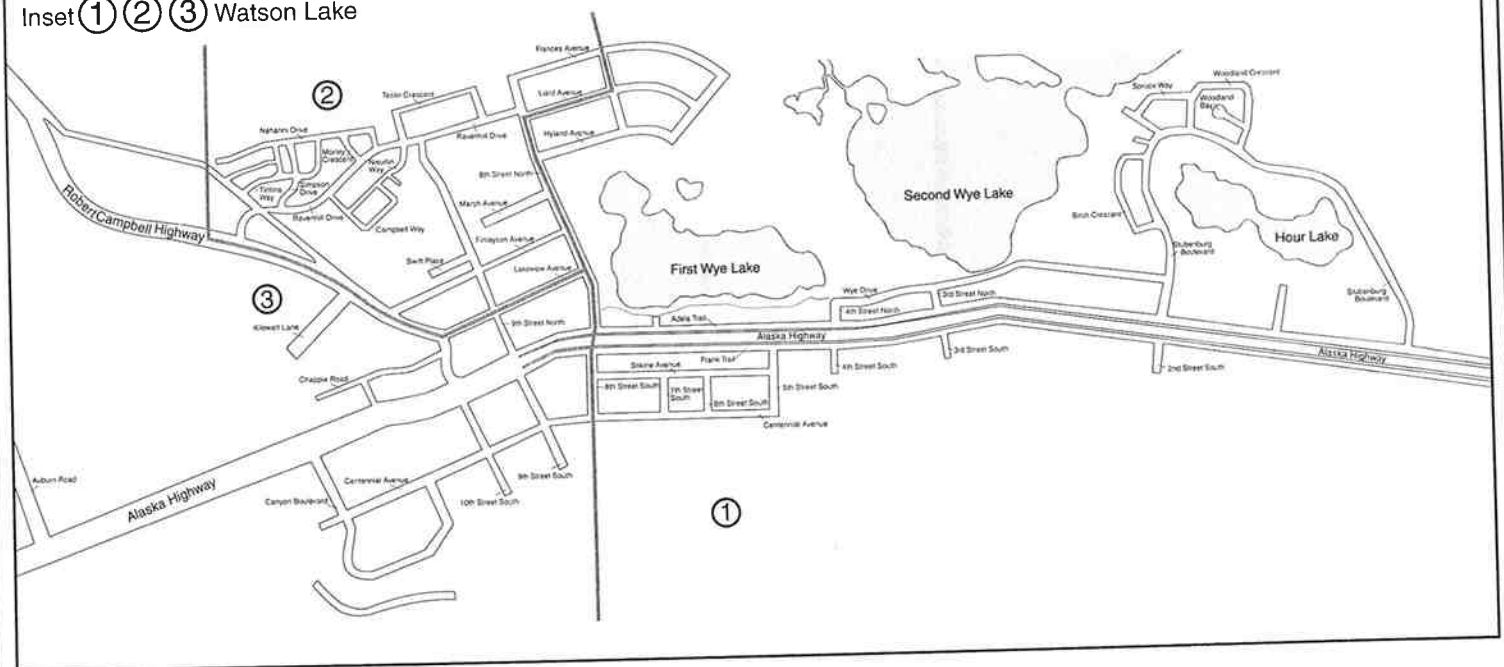
Number of electors who voted by proxy: 5

Number of electors who voted by special ballot: 13

# ELECTORAL DISTRICT OF WATSON LAKE CIRCONSCRIPTION DE WATSON LAKE



Inset ① ② ③ Watson Lake



## RESULTS BY POLL

**Candidates:** Mickey Thomas (YP)  
Isaac Wood (L)  
Dennis Fentie (ND)

**Returning Officer:** Dianna Raketti  
**Date of Writ:** March 17, 2000  
**Nomination Day:** March 27, 2000  
**Polling Day:** April 17, 2000  
**Date of Return:** April 24, 2000

Polling Stations		Mickey Thomas (YP)	Isaac Wood (L)	Dennis Fentie (ND)	Rejected Ballots	Total Vote	Electors on List
Locations	No.						
Watson Lake	1	24	67	84	0	175	255
Watson Lake	2	25	83	113	5	226	302
Watson Lake	3	31	43	104	1	179	285
Upper Liard	4	24	27	42	1	94	149
Swift River (MI)	5	7	2	3	0	12	17
Tuchitua (MI)	6	2	3	7	0	12	13
Frances Lake (MI)	7	0	0	2	0	2	4
Watson Lake	AP1	20	28	28	1	77	-
Watson Lake	AP2	11	19	50	1	81	-
CI	-	0	0	1	0	1	-
<b>Totals</b>	<b>10</b>	<b>144</b>	<b>272</b>	<b>434</b>	<b>9</b>	<b>859</b>	<b>1,025</b>

Majority for Dennis Fentie (ND) over Mickey Thomas (YP), 290  
Isaac Wood (L), 162

Percentage of electors who voted: 83.81  
Number of electors who voted by proxy: 42  
Number of electors who voted by special ballot: 11

# ELECTORAL DISTRICT OF WHITEHORSE CENTRE CIRCONSCRIPTION DE WHITEHORSE CENTRE



## RESULTS BY POLL

**Candidates:** Todd Hardy (ND)  
Mike McLarnon (L)  
Vicki Durrant (YP)

**Returning Officer:** Georgina Leslie  
**Date of Writ:** March 17, 2000  
**Nomination Day:** March 27, 2000  
**Polling Day:** April 17, 2000  
**Date of Return:** April 24, 2000

Polling Stations		Todd Hardy (ND)	Mike McLarnon (L)	Vicki Durrant (YP)	Rejected Ballots	Total Vote	Electors on List
Locations	No.						
Legion Hall	1	68	95	50	1	214	287
Legion Hall	2	88	106	36	2	232	332
Legion Hall	3	55	92	40	2	189	257
High Country Inn	AP	18	18	3	0	39	-
H	-	0	1	1	0	2	-
<b>Totals</b>	<b>5</b>	<b>229</b>	<b>312</b>	<b>130</b>	<b>5</b>	<b>676</b>	<b>876</b>

Majority for Mike McLarnon (L) over Todd Hardy (ND), 83  
Vicki Durrant (YP), 182

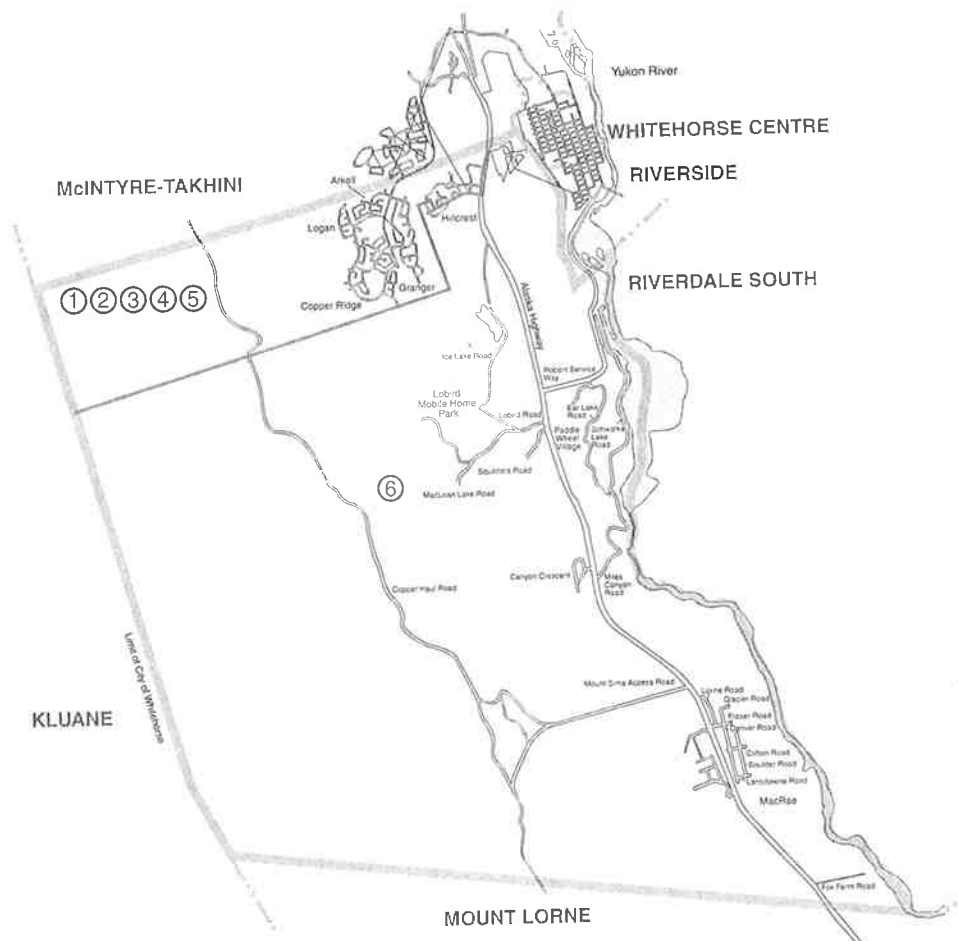
Percentage of electors who voted: 77.17

Number of electors who voted by proxy: 30

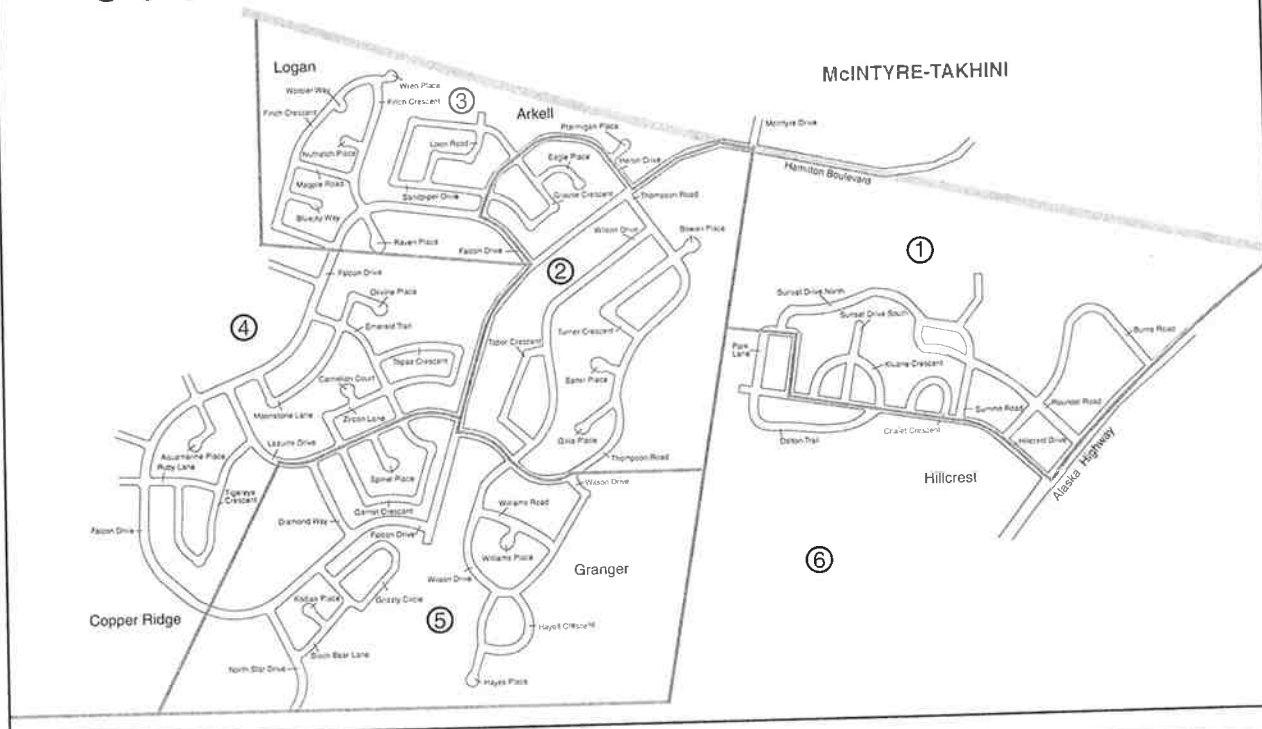
Number of electors who voted by special ballot: 14



# ELECTORAL DISTRICT OF WHITEHORSE WEST CIRCONSCRIPTION DE WHITEHORSE OUEST



Inset ①②③④⑤ Hillcrest, Granger, Arkell, Logan, Copper Ridge



# RESULTS BY POLL

**Candidates:** David Sloan (ND)  
Dennis Schneider (L)  
Elaine Taylor (YP)

**Returning Officer:** Mary Whitley  
**Date of Writ:** March 17, 2000  
**Nomination Day:** March 27, 2000  
**Polling Day:** April 17, 2000  
**Date of Return:** April 24, 2000

Polling Stations		David Sloan (ND)	Dennis Schneider (L)	Elaine Taylor (YP)	Rejected Ballots	Total Vote	Electors on List
Locations	No.						
Elijah Smith Elem. School	1	79	65	51	2	197	282
Elijah Smith Elem. School	2	102	107	79	1	289	414
Elijah Smith Elem. School	3	67	128	90	3	288	405
Elijah Smith Elem. School	4	59	82	80	1	222	317
Elijah Smith Elem. School	5	82	128	65	0	275	372
Elijah Smith Elem. School	6	61	73	48	2	184	295
High Country Inn	AP	30	38	12	0	80	-
<b>Totals</b>	<b>7</b>	<b>480</b>	<b>621</b>	<b>425</b>	<b>9</b>	<b>1,535</b>	<b>2,085</b>

Majority for Dennis Schneider (L) over David Sloan (ND), 141  
Elaine Taylor (YP), 196

Percentage of electors who voted: 73.62

Number of electors who voted by proxy: 34

Number of electors who voted by special ballot: 8