

JUSTICE

VOTE 08
DEPARTMENT OF JUSTICE

MINISTER

Hon. M. Horne

DEPUTY MINISTER

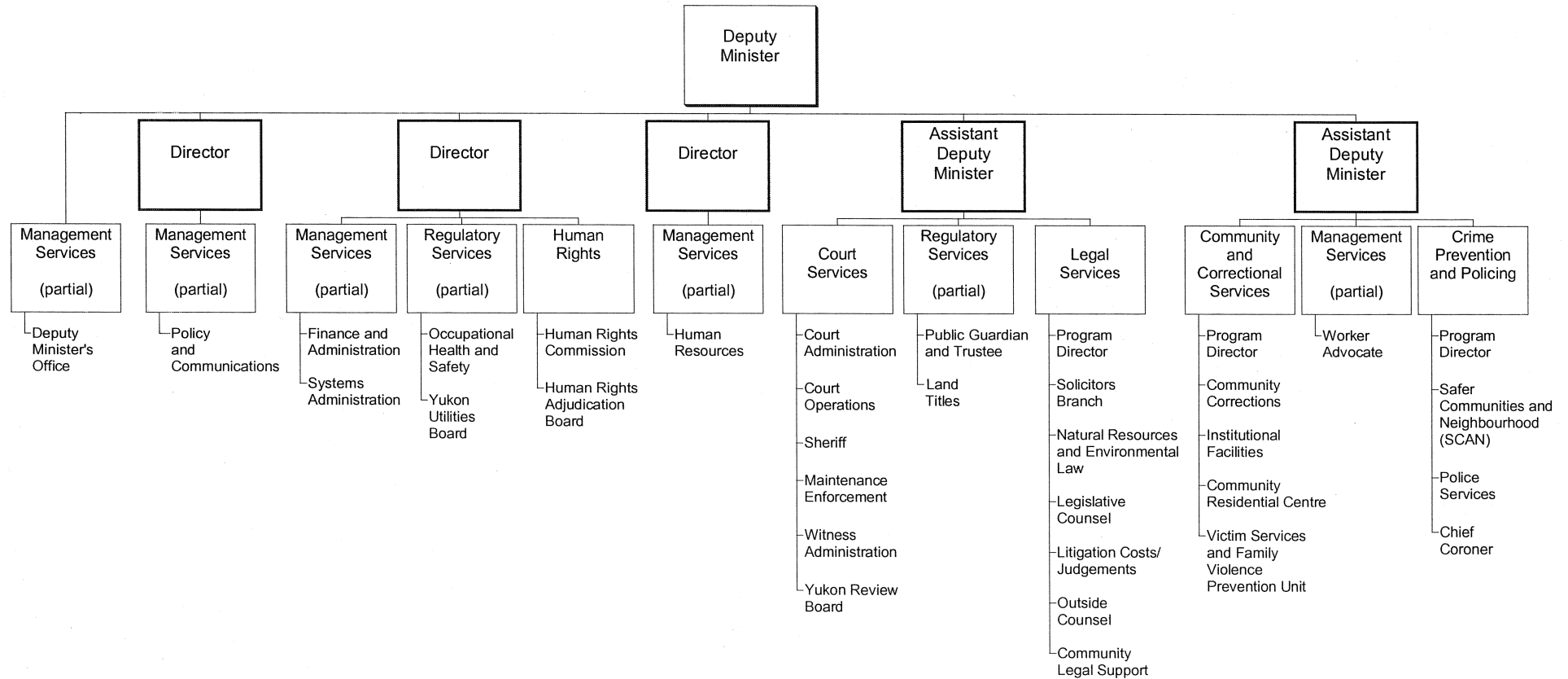
D. Cooley

DEPARTMENTAL OBJECTIVE

- The Yukon Department of Justice operates to:
 - enhance public confidence in, and respect for, the law and society;
 - promote an open and accessible system of justice that provides fair and equal services to all Yukon citizens;
 - ensure that the administration of justice operates for the benefit of all persons in Yukon;
 - work toward an effective and responsive correctional system to manage offenders in ways that offer opportunities for healing and hope for change, while ensuring public safety;
 - ensure that the Government of Yukon receives high quality and cost-effective legal services;
 - promote effective policing, crime prevention and community justice initiatives in our communities; and
 - encourage respect for individual, collective and human rights.

DEPARTMENT OF JUSTICE

RELATIONSHIP BETWEEN ORGANIZATION AND PROGRAMS



Note: Dark outlined boxes represent positions reporting directly to the Deputy Minister. Other boxes represent programs. Activities/elements are listed below the programs. Programs identified as "partial" represent responsibility for the program being shared by two or more positions reporting directly to the Deputy Minister.

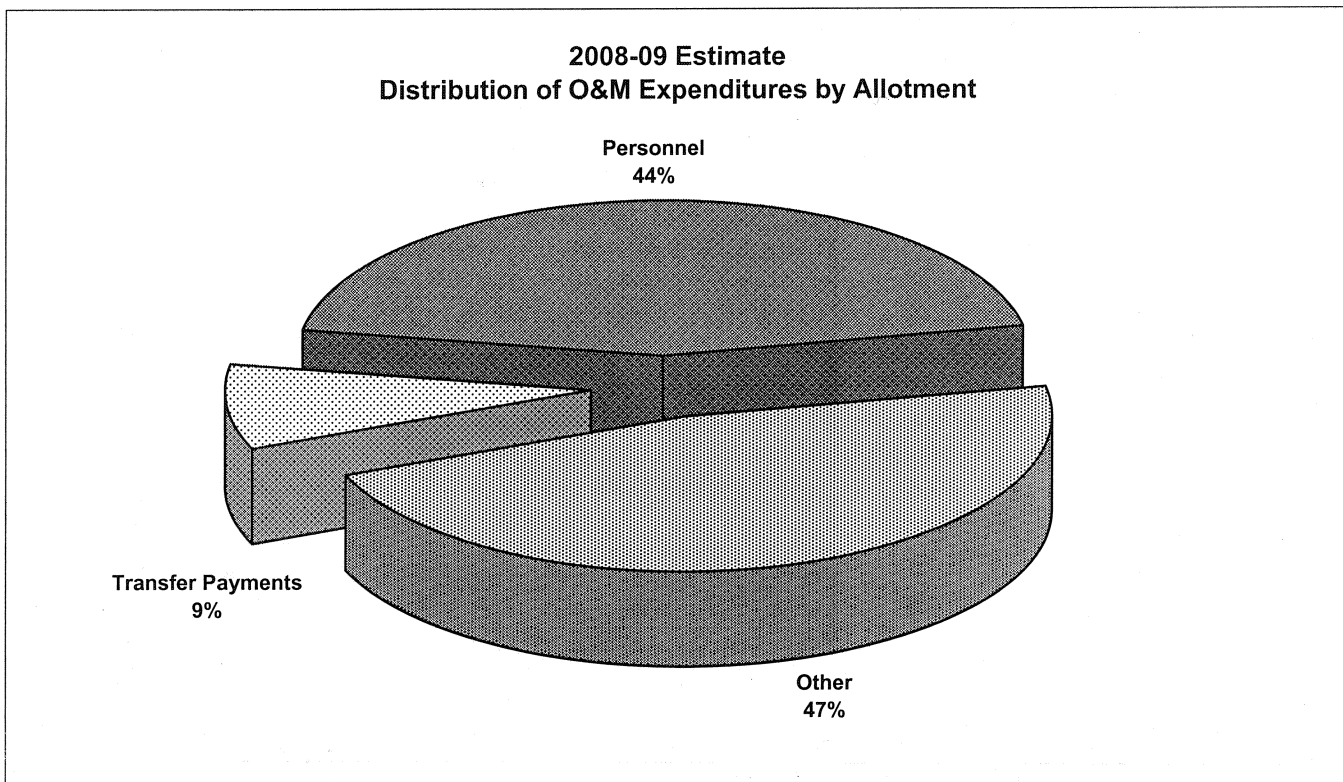
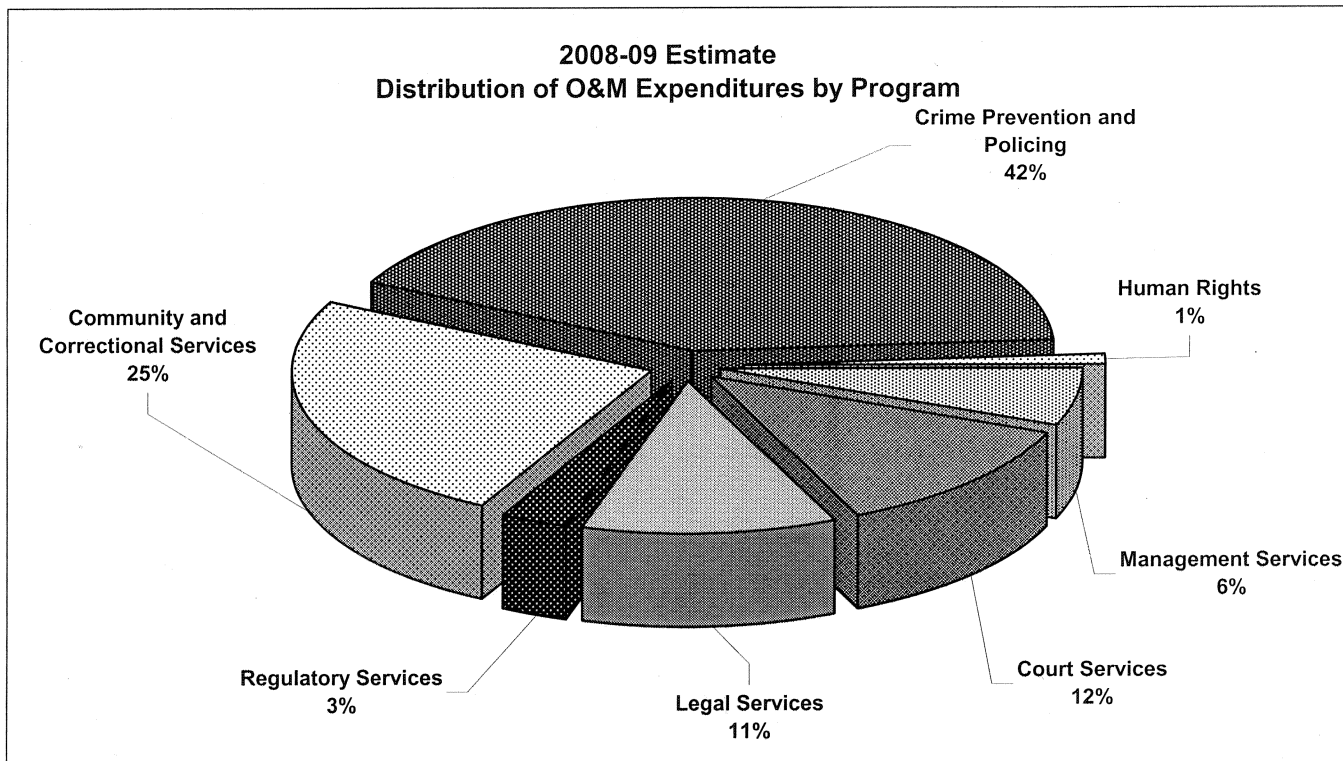
VOTE 08
DEPARTMENT OF JUSTICE

FINANCIAL SUMMARY (\$000s)	2008-09 ESTIMATE	2007-08 FORECAST	% CHANGE	2006-07 ACTUAL
Operation and Maintenance Expenditures				
Management Services	2,665	2,899	-8%	2,405
Court Services	5,441	5,091	7%	5,151
Legal Services	5,095	5,041	1%	4,525
Regulatory Services	1,383	1,370	1%	1,278
Community and Correctional Services	10,936	11,535	-5%	10,268
Crime Prevention and Policing	18,410	17,996	2%	15,689
Human Rights	516	663	-22%	491
Total Operation and Maintenance Vote 08	44,446	44,595	0%	39,807
Amortization Expense	1,008	728	38%	737
Revenues				
Taxes and General Revenues	660	660	0%	777
Third-Party Recoveries	526	565	-7%	542
Recoveries from Canada	1,707	1,999	-15%	1,710
Total Revenues	2,893	3,224	-10%	3,029
Allotments				
Personnel	19,576	18,924	3%	17,507
Other	20,881	21,576	-3%	18,568
Transfer Payments	3,989	4,095	-3%	3,732
Total Allotments	44,446	44,595	0%	39,807

Note:

Restated 2006-07 Actual and 2007-08 Forecast to be consistent with the 2008-09 Estimate presentation.

VOTE 08
DEPARTMENT OF JUSTICE



JUSTICE

MANAGEMENT SERVICES

PROGRAM OBJECTIVES

- To assist and support appropriate and consistent departmental policy and program delivery through the provision of planning, analysis, information and communications, as well as financial, human, and physical resource management to program branches.
- To maintain and support a worker advocate program that assists injured workers.

O&M EXPENDITURES (\$000s)	2008-09 ESTIMATE	2007-08 FORECAST	% CHANGE	2006-07 ACTUAL
Activity				
Management Services	2,665	2,899	-8%	2,405
Total Management Services	2,665	2,899	-8%	2,405
Allotments				
Personnel	2,261	2,305	-2%	2,057
Other	404	594	-32%	348
Transfer Payments	0	0	0%	0
Total Allotments	2,665	2,899	-8%	2,405

JUSTICE

COURT SERVICES

PROGRAM OBJECTIVES

- To enhance and facilitate the integrity and efficient operation of the court system through the provision of administrative, enforcement and support services to the courts, and other participants in judicial processes.
- To enforce court orders to ensure that child maintenance payments are received and support payments are issued.
- To enforce court orders, provide jury management, serve civil and criminal documents, and provide security for courts, the public, judiciary and court services staff.

O&M EXPENDITURES (\$000s)	2008-09 ESTIMATE	2007-08 FORECAST	% CHANGE	2006-07 ACTUAL
Activities				
Court Administration	795	791	1%	837
Court Operations	3,650	3,393	8%	3,515
Sheriff	322	278	16%	319
Maintenance Enforcement	496	454	9%	348
Witness Administration	137	136	1%	94
Yukon Review Board	41	39	5%	38
Total Court Services	5,441	5,091	7%	5,151
Allotments				
Personnel	4,163	3,644	14%	3,635
Other	1,278	1,447	-12%	1,516
Transfer Payments	0	0	0%	0
Total Allotments	5,441	5,091	7%	5,151

JUSTICE

COURT SERVICES

STATISTICS

	2008-09 ESTIMATE	2007-08 FORECAST	% CHANGE	2006-07 ACTUAL
Supreme Court				
Civil Files Opened (#)	500	500	0%	460
Civil Documents Filed (#)	7,000	7,000	0%	6,889
Summary Conviction Appeals (#)*	5	10	-50%	1
Court of Appeal				
Files Opened (#)	25	25	0%	17
Appeal Documents Filed (#)	350	350	0%	263
Federal Court of Canada Files				
Files Opened (#)	5	10	-50%	4
Federal Documents Filed (#)	50	60	-17%	22
Territorial Court				
Civil Files Opened (#)	130	125	4%	132
Civil Documents Filed (#)	1,250	1,250	0%	1,217
Adult Charges Laid (#)	3,500	3,000	17%	2,409
Young Offender Charges Laid (#)	300	400	-25%	238
S.C.O.T.** Tickets (Adult and Youth)	4,000	3,000	33%	2,808
Territorial Applications	100	100	0%	80
Small Claims Court				
Files Opened (#)	250	250	0%	216
Documents Filed (#)	2,000	3,000	-33%	1,635
Witness Administration				
Witnesses (#)	625	600	4%	466
Maintenance Enforcement Program				
Files Opened (#)	100	90	11%	83
Files Active (#)	600	580	3%	557
Sheriff				
Documents Served (#)	400	400	0%	349
Seizures of Goods and Chattels (#)	85	80	6%	83
Judge and Jury Trials (#)	5	7	-29%	2
Jurors Served (#)	1,500	3,500	-57%	700

* Included in Total Civil Files opened.

** Summary Conviction Ordinance Tickets.

JUSTICE

LEGAL SERVICES

PROGRAM OBJECTIVES

- To ensure that the Minister of Justice and Cabinet receive timely and effective legal advice.
- To ensure that a comprehensive range of legal services is provided to government departments, including representation before all courts and tribunals in civil and criminal matters, legislative drafting in both official languages and advice on a wide variety of matters.
- To provide community legal support through funding to the Yukon Legal Services Society, the Aboriginal Courtworker Program, and the Yukon Public Legal Education Association.

O&M EXPENDITURES (\$000s)	2008-09 ESTIMATE	2007-08 FORECAST	% CHANGE	2006-07 ACTUAL
Activities				
Program Director	359	320	12%	291
Solicitors Branch	1,528	1,432	7%	1,212
Natural Resources and Environmental Law	441	357	24%	400
Legislative Counsel	689	528	30%	536
Litigation Costs/Judgements	6	6	0%	4
Outside Counsel	74	400	-82%	81
Community Legal Support	1,998	1,998	0%	2,001
Total Legal Services	5,095	5,041	1%	4,525
Allotments				
Personnel	2,778	2,448	13%	2,288
Other	319	595	-46%	241
Transfer Payments	1,998	1,998	0%	1,996
Total Allotments	5,095	5,041	1%	4,525

JUSTICE

REGULATORY SERVICES

PROGRAM OBJECTIVES

- To administer estates of Yukoners who die where a legal representative has not assumed responsibility; to act as trustee of the estates of minor children, mentally incompetent persons, and missing persons; and to protect the rights and interests of minor children.
- To serve as the court-appointed guardian for incapable adults, where there is no-one else able to do so, and investigate allegations of financial abuse of vulnerable adults.
- To administer a land titles system within Yukon.
- To provide funds for the operation of the Yukon Utilities Board as provided for in the *Public Utilities Act*.
- To provide funds to the Yukon Workers' Compensation Health and Safety Board to support the provision of mine safety services.

O&M EXPENDITURES (\$000s)	2008-09 ESTIMATE	2007-08 FORECAST	% CHANGE	2006-07 ACTUAL
Activities				
Occupational Health and Safety	330	330	0%	330
Public Guardian and Trustee	437	433	1%	322
Land Titles	436	427	2%	423
Yukon Utilities Board	180	180	0%	203
Total Regulatory Services	1,383	1,370	1%	1,278
Allotments				
Personnel	763	750	2%	664
Other	290	290	0%	284
Transfer Payments	330	330	0%	330
Total Allotments	1,383	1,370	1%	1,278

JUSTICE

REGULATORY SERVICES Public Guardian and Trustee

STATISTICS

- To protect the legal rights and financial interests of children.
- To act as guardian of last resort for adults who require financial and personal decision making.
- To administer the estates of deceased and missing persons where there is no-one else to do so.
- To investigate financial abuse on referral from a Designated Agency.

	2008-09 ESTIMATE	2007-08 FORECAST	% CHANGE	2006-07 ACTUAL
Missing Persons (#)	0	0	0%	0
Minor Children (#)	30	30	0%	25
Deceased Assists (#)	2	2	0%	16
Estate Files Opened in Period (#)	5	1	400%	3
Total Estate Files Open (#)**	20	40	-50%	78
Official Guardian Files (#)	30	40	-25%	122
Private Guardianship Applications (#)*	5	5	0%	3
Guardianship and Pending Applications (#)*	10	10	0%	3
Financial Abuse (#)*	5	2	150%	1
Temporary Guardianship Applications (#)*	5	5	0%	1
Litigation Guardianship (#)	1	1	0%	0
Statutory Guardianship (#)	5	2	150%	0
Public Guardian and Trustee Fees (\$)	40,000	40,000	0%	101,061
Funds in Trust at March 31, 2007				
Savings (\$)	465,921			
Guaranteed Investment Certificates (\$)	86,611			

* Some files include more than one type of application.

** Total Minor Children included in Total Estate Files Open.

JUSTICE

REGULATORY SERVICES Land Titles

STATISTICS

- To provide a guaranteed, accurate title of land and any interests registered against it under the Torrens System of Land.
- To ensure the integrity of the titles, all documents and survey plans are examined and registered in the Land Titles Office.

	2008-09 ESTIMATE	2007-08 FORECAST	% CHANGE	2006-07 ACTUAL
Land Titles Registered (#)	1,450	1,430	1%	1,428
Condominium Titles Registered (#)	275	250	10%	175
Road Titles Registered (#)	10	12	-17%	7
Survey Plans Registered - Land (#)	115	110	5%	168
Survey Plans Registered - Condominium (#)	10	10	0%	13
Transfers Registered (#) *	1,650	1,600	3%	1,510
Mortgages Registered (#)	1,750	1,700	3%	1,537
Caveats Registered (#)	140	135	4%	130
Miscellaneous Documents Registered (#) **	2,300	2,250	2%	2,453
Total Documents Registered (#)	7,700	7,497	3%	7,421
Parcel Files Created (#)	330	325	2%	323
Condominium Files Created (#)	60	55	9%	52
Certificates of Search (#) ***	7,800	7,700	1%	7,647
General Registry Certificates (#)	2,400	2,400	0%	2,323
Documents Photocopied (#) ****	57,000	56,000	2%	55,767
Documents Printed (#) ****	33,000	32,000	3%	30,234

* # of Transfers registered also consist of Notifications, Consolidations, Enlargements, Surviving Joint Tenants, etc.

** # of Miscellaneous documents registered consist of Discharges, Name Changes, Affidavits, Writs of Seizure and Sale, etc.

*** Certified True Copies of Certificates of Title.

**** Original and Duplicate Titles, Notices, Certificates, Reports, etc.

JUSTICE

COMMUNITY AND CORRECTIONAL SERVICES

PROGRAM OBJECTIVES

- To contribute to community safety by offering opportunities for healing and hope for change through working collaboratively with First Nations, other government departments and non-government organizations to:
 - offer support to victims and families; and
 - hold offenders accountable while encouraging healing and successful reintegration into their community; and
 - deliver services that address the strengths and needs of victims, offenders, families and communities using a client-focused and integrated approach.
- To fundamentally change the operation of the correctional system - including the correctional centre- so that the Department of Justice, First Nations and other service providers are better able to deliver high-quality correctional programs.

O&M EXPENDITURES (\$000s)	2008-09 ESTIMATE	2007-08 FORECAST	% CHANGE	2006-07 ACTUAL
Activities				
Program Director	554	1,095	-49%	749
Community Corrections	1,464	1,474	-1%	1,307
Institutional Facilities	6,675	6,616	1%	6,267
Community Residential Centre	400	450	-11%	404
Victim Services and Family Violence Prevention Unit	1,843	1,900	-3%	1,541
Total Community and Correctional Services	10,936	11,535	-5%	10,268
Allotments				
Personnel	8,387	8,664	-3%	8,042
Other	2,049	2,300	-11%	1,822
Transfer Payments	500	571	-12%	404
Total Allotments	10,936	11,535	-5%	10,268

JUSTICE

COMMUNITY AND CORRECTIONAL SERVICES Community Corrections

STATISTICS

- Community Corrections administers community based corrections programs. These programs enable the courts to consider a range of alternatives to imprisonment in the sentencing process. They are designed primarily for low risk offenders who present minimal danger to the public at the time of sentencing, or for offenders for whom it has been determined risk can be managed in a community setting.

	2008-09 ESTIMATE	2007-08 FORECAST	% CHANGE	2006-07 ACTUAL
Probation				
Average Offender Count (#) *	623	542	15%	463
New Admissions (#)	975	895	9%	813
Pre-Sentence Reports (#) **	1,000	706	42%	492
Fine Option Program (#)	20	16	25%	28
Conditional Sentences (#)	80	75	7%	87

* Based on average monthly counts.

** Includes both Pre-Sentence and Bail Supervision Reports (court driven).

JUSTICE

COMMUNITY AND CORRECTIONAL SERVICES Institutional Facilities Whitehorse Correctional Centre

STATISTICS

- The Whitehorse Correctional Centre is a medium security correctional facility for adult men and women. The centre accommodates inmates serving sentences of less than two years.

	2008-09 ESTIMATE	2007-08 FORECAST	% CHANGE	2006-07 ACTUAL
Yukon Adults Average Daily Inmate Cost				
Daily Costs (\$)	320	298	7%	338
Total Days Stay (#)	21,000	22,500	-7%	19,070
Average Offenders on Register and Actual, by Inmate Status				
On Register (#)	58	62	-6%	52
Sentenced (#)	20	22	-9%	22
Remand (#)	38	40	-5%	30
Total Admissions				
Sentenced Admissions (#)	175	196	-11%	183
Remand Admissions (#)	390	410	-5%	377

JUSTICE

COMMUNITY AND CORRECTIONAL SERVICES Victim Services and Family Violence Prevention Unit Spousal Abuse Program

STATISTICS

- Individual and group counselling and support services are provided for perpetrators of spousal abuse. Men and women undergo an assessment process and are then provided services as outlined in the case plan and assessment.
- The program is a court driven treatment program, therefore the numbers are directly influenced by disclosures, charges and sentencing practices.

	2008-09 ESTIMATE	2007-08 FORECAST	% CHANGE	2006-07 ACTUAL
New male clients	115	112	3%	105
Male client carry over	60	116	-48%	44
Total	175	228	-23%	149
New Female clients	30	31	-3%	27
Female client carry over	15	32	-53%	34
Total	45	63	-29%	61
Community Assessments (#)	120	120	0%	104
Number of men's group sessions	150	150	0%	155
Number of women's group sessions	88	63	40%	57
Court or Parole Referrals (#)	80	80	0%	77
Partners assessed (#)	0	0	0%	1
Training to Other Service Providers - in hours (#)	72	0	100%	72

2006-07 Assessments by Community

Atlin, B. C.	1	Mayo	1
Beaver Creek	0	Old Crow	7
Burwash	0	Pelly/Stewart	0
Carcross	8	Ross River	2
Carmacks	3	Teslin	1
Dawson City	12	Lower Post	1
Haines Junction	0	Whitehorse	54
Faro	0	Watson Lake	14
		Total	104

Victim Services has taken on the service of assessing partners.

Number of Women's Group sessions has increased and is estimated to increase due to an additional group component being held in an outside community.

JUSTICE

COMMUNITY AND CORRECTIONAL SERVICES Victim Services and Family Violence Prevention Unit Victim Services

STATISTICS

- In cooperation with the RCMP, the program offers services to ensure victimized persons in the Yukon receive support, information, advocacy, and appropriate referral to specialized agencies in order to limit the effect of their crisis and return their life to a desired degree of stability.

	2008-09 ESTIMATE	2007-08 FORECAST	% CHANGE	2006-07 ACTUAL
File Profile (#)				
Case Files Opened	320	320	0%	246
Files Carried Over	75	75	0%	123
Active Parole Files	10	10	0%	12
Short Service Contracts	150	150	0%	118
Total Number of File Contacts	555	555	0%	499
Client Profile (#)				
Total Number of Clients Served	833	833	0%	749
Female	85%	85%	n/a	85%
Male	15%	15%	n/a	15%
First Nations	65%	65%	n/a	63%
Non-First Nations	35%	35%	n/a	37%
Case Profile (#)				
Family Violence Prevention Act	6%	6%	n/a	8%
Spousal Assaults (All levels)	75%	75%	n/a	73%
Sexual Assaults	14%	14%	n/a	14%
Other (Homicide, Kidnapping)	3%	3%	n/a	3%
Information	2%	2%	n/a	2%
Community Outreach (#)				
Whitehorse Files	345	345	0%	338
Watson Lake (Sub Office)	90	90	0%	54
Dawson City	55	55	0%	33
Other Yukon Community Files	50	50	0%	54
Outside Yukon Files	15	15	0%	20

JUSTICE

COMMUNITY AND CORRECTIONAL SERVICES Victim Services and Family Violence Prevention Unit Sexual Offender Risk Management Program

STATISTICS

- The Sexual Offender Risk Management Program is a comprehensive approach to treating and monitoring sexual offenders in the Yukon Territory. It combines cognitive behavioural treatment with a monitoring and supervision component in order to minimize the risk of re-offence. Group treatment is the preferred treatment modality as it shows the best promise for reducing recidivism. Individual counseling is available in some circumstances and in accordance with a psychological and risk assessment and an overall case plan.

	2008-09 ESTIMATE	2007-08 FORECAST	% CHANGE	2006-07 ACTUAL
New clients (#)	15	12	25%	5
Carry Forward Male clients (#)	20	17	18%	23
Total	35	29	21%	28
Community Assessments (#) *	5	5	0%	3
Community Visits (#)	5	5	0%	3
Number of Group Sessions (#)	30	20	50%	41
Number of Psychological Assessments	25	25	0%	29

2006-07 Assessments by Community

Atlin, B. C.	0
Burwash	0
Carcross/Tagish	0
Carmacks	0
Dawson City	2
Haines Junction	0
Mayo	0
Old Crow	0
Pelly/Stewart	0
Ross River	0
Teslin	0
Watson Lake	1
Total	3

* All assessments are court driven.

JUSTICE

COMMUNITY AND CORRECTIONAL SERVICES Victim Services and Family Violence Prevention Unit Women's Program

STATISTICS

- Programs provided for women include: the Support Group for Women in abusive relationships, Drop-In Support Group, individual counselling for victims of spousal abuse, advocacy and support services and case management with the Spousal Abuse Program.

	2008-09 ESTIMATE	2007-08 FORECAST	% CHANGE	2006-07 ACTUAL
Client Contact:				
New files opened	78	78	0%	58
Files carried over **	92	92	0%	72
Total Client Contact	170	170	0%	130
File Profile:				
Spousal Assault	135	135	0%	84
Trauma	20	20	0%	20
Other (sexual assault, family crisis)	15	15	0%	26
Service Provided				
Individual Counselling (#)	170	170	0%	130
Court Support (#) *	15	15	0%	15
Specialized Group (#) *	15	15	0%	30
Support Group (#)	20	20	0%	23
Community Files				
Whitehorse (#)	125	125	0%	109
Other Communities (#)	45	45	0%	21
Workshops/Presentations	12	12	0%	9
(Teen Parent Centre, College, Communities)				

* Co-facilitating groups with other agencies, e.g., Alcohol and Drug Services, Child Abuse Treatment Centre and the RCMP.

** The files carried over numbers are high because the Women's Program offers long term support and counselling and clients are connected for several years at times.

JUSTICE

CRIME PREVENTION AND POLICING

PROGRAM OBJECTIVES

- To contribute to community safety by offering opportunities for healing and hope for change through working collaboratively with First Nations, other government departments and non-government organizations to:
 - promote public awareness, safety and respect for the law through effective policing and community justice initiatives; and
 - build capacity in communities to prevent crime and foster healthy and safe communities.
- To investigate all sudden and unnatural deaths in order to clarify the facts, focus attention on preventable deaths and protect public health and safety.

O&M EXPENDITURES (\$000s)	2008-09 ESTIMATE	2007-08 FORECAST	% CHANGE	2006-07 ACTUAL
Activities				
Program Director	1,863	1,920	-3%	1,364
Safer Communities and Neighbourhoods (SCAN)	324	311	4%	142
Police Services	15,971	15,510	3%	13,970
Chief Coroner	252	255	-1%	213
Total Crime Prevention and Policing	18,410	17,996	2%	15,689
Allotments				
Personnel	1,224	1,113	10%	821
Other	16,503	16,262	1%	14,317
Transfer Payments	683	621	10%	551
Total Allotments	18,410	17,996	2%	15,689

JUSTICE

CRIME PREVENTION AND POLICING Police Services

STATISTICS

- The Royal Canadian Mounted Police (RCMP) in the Yukon ("M" Division) provides cost-shared territorial policing services to all areas and people of the Yukon under an agreement signed by the Solicitor General of Canada, the Commissioner of the Yukon and the Yukon Minister of Justice.

	2007 FORECAST	2006 ACTUAL	2005 ACTUAL
Criminal Code Offenders (#) *			
Crimes Against Persons	1,191	1,170	1,192
Crimes Against Property	3,276	3,464	3,823
Other Criminal Code Offences	2,532	2,270	2,473
	<u>6,999</u>	<u>6,904</u>	<u>7,488</u>

Impaired Driving - Incidents (#) *

- The following figures include driving while impaired, refusing breath/blood tests, refusing roadside screening, driving with more than 80 mg of alcohol in 100 ml of blood, impaired driving causing bodily harm, and impaired driving causing death.

Impaired Driving	<u>356</u>	<u>324</u>	<u>392</u>
------------------	------------	------------	------------

- * These are the total number of incidents reported by the RCMP.

JUSTICE

CRIME PREVENTION AND POLICING Chief Coroner

STATISTICS

- To investigate, for the public, unexpected and sudden deaths, and to recommend changes to prevent similar deaths.
- To focus attention on preventable deaths and the public's health and safety.

	2008-09 ESTIMATE	2007-08 FORECAST	% CHANGE	2006-07 ACTUAL
Case Work (#)				
Coroner's Cases	52	50	4%	53
Autopsies	28	27	4%	29
Inquests	1	0	100%	0
Judgements of Inquiry	6	5	20%	8
Manner of Death (#)				
Natural	27	25	8%	26
Suicide	4	4	0%	4
Homicide	1	1	0%	0
Accident	19	18	6%	19
Undetermined	1	2	-50%	4
Total Coroner's Cases	52	50	4%	53

JUSTICE

HUMAN RIGHTS

PROGRAM OBJECTIVE

- To provide funds for the operation of the Human Rights Commission and the Panel of Adjudicators as provided for in the *Human Rights Act*.

O&M EXPENDITURES (\$000s)	2008-09 ESTIMATE	2007-08 FORECAST	% CHANGE	2006-07 ACTUAL
Activities				
Human Rights Commission	478	575	-17%	451
Human Rights Adjudication Board	38	88	-57%	40
Total Human Rights	516	663	-22%	491
Allotments				
Personnel	0	0	0%	0
Other	38	88	-57%	40
Transfer Payments	478	575	-17%	451
Total Allotments	516	663	-22%	491

JUSTICE

REVENUES (\$000s)	2008-09 ESTIMATE	2007-08 FORECAST	% CHANGE	2006-07 ACTUAL
TAXES AND GENERAL REVENUES				
Court Services				
Fines - Territorial Court	400	400	0%	397
Sheriff's Office	20	20	0%	32
Regulatory Services				
Public Guardian and Trustee Fees	40	40	0%	101
Land Titles Fees	200	200	0%	247
Total Taxes and General Revenues	660	660	0%	777
THIRD-PARTY RECOVERIES				
Management Services				
Worker Advocate	412	451	-9%	387
Court Services				
Witness Program - Videoconferencing	4	4	0%	3
Regulatory Services				
Public Utilities Board Hearings	100	100	0%	141
Community and Correctional Services				
Outreach Worker - Province of British Columbia	10	10	0%	11
Total Third-Party Recoveries	526	565	-7%	542
RECOVERIES FROM CANADA				
Management Services				
Prior Years' Recoveries	0	47	-100%	0
Court Services				
Child Support Guidelines	207	207	0%	189
Prior Years' Recoveries	0	18	-100%	52

JUSTICE

REVENUES (\$000s)	2008-09 ESTIMATE	2007-08 FORECAST	% CHANGE	2006-07 ACTUAL
RECOVERIES FROM CANADA (cont'd)				
Legal Services				
Legal Aid	864	990	-13%	864
Aboriginal Courtworker Program	158	158	0%	158
Yukon Public Legal Education Association	70	70	0%	70
Prior Years' Recoveries	0	50	-100%	10
Community and Correctional Services				
Exchange of Service Agreement	30	30	0%	46
Parole Supervision	70	70	0%	70
Outreach Worker	50	50	0%	50
Counselling for Kids	50	50	0%	50
Victim Services for Communities	8	8	0%	8
Community Court				
- National Crime Prevention Centre	200	200	0%	115
Prior Years' Recoveries	0	3	-100%	5
Crime Prevention and Policing				
Prior Years' Recoveries	0	48	-100%	23
Total Recoveries from Canada	1,707	1,999	-15%	1,710
TOTAL REVENUES	2,893	3,224	-10%	3,029

JUSTICE

TRANSFER PAYMENTS (\$000s)	2008-09 ESTIMATE	2007-08 FORECAST	% CHANGE	2006-07 ACTUAL
OTHER TRANSFER PAYMENTS				
Legal Services				
Yukon Legal Services Society (Legal Aid)	1,560	1,592	-2%	1,510
Aboriginal Courtworker Program	348	321	8%	375
Yukon Public Legal Education Association	90	85	6%	111
Regulatory Services				
Yukon Workers' Compensation Health and Safety Board	330	330	0%	330
Community and Correctional Services				
Therapeutic Community Resource Feasibility Study - Northern Strategy	100	50	100%	0
Community Residential Centre (Salvation Army)	400	400	0%	399
Prior Years' Other Transfer Payments	0	121	-100%	5
Crime Prevention and Policing				
Youth Leadership Program	168	168	0%	174
Community Justice Projects	307	307	0%	308
RCMP Summer Student Program	52	69	-25%	42
Police Board Funding	5	5	0%	0
Southern Lakes Justice Development Program - Northern Strategy	151	72	110%	0
Prior Years' Other Transfer Payments	0	0	0%	27
Human Rights				
Human Rights Commission	478	575	-17%	451
TOTAL TRANSFER PAYMENTS	3,989	4,095	-3%	3,732