

# **ENERGY, MINES AND RESOURCES**

**VOTE 53**

**DEPARTMENT OF ENERGY, MINES AND RESOURCES**

**MINISTER**

**Hon. A. Lang**

**DEPUTY MINISTER**

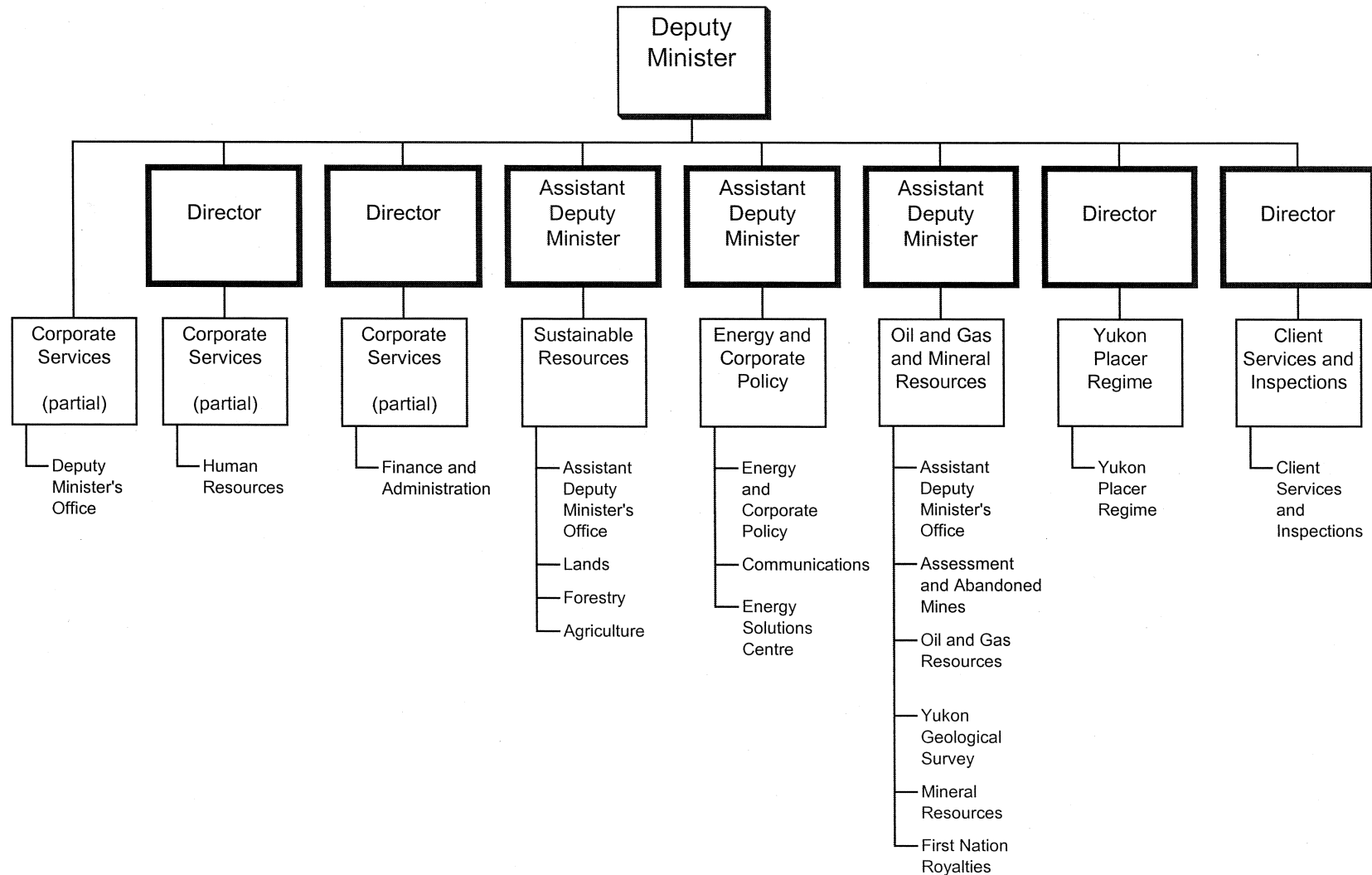
**A. Robertson**

**DEPARTMENTAL OBJECTIVES**

- To responsibly manage Yukon's natural resources and ensure integrated resource and land use.
- To promote investment in and responsible development of Yukon's mineral, energy, forestry, agriculture and land resources.
- To provide strategic leadership for natural resource policy and planning.
- To support and facilitate the implementation of the *Yukon Environmental and Socio-economic Assessment Act (YESAA)*.

# DEPARTMENT OF ENERGY, MINES AND RESOURCES

## RELATIONSHIP BETWEEN ORGANIZATION AND PROGRAMS



Note: Dark outlined boxes represent positions reporting directly to the Deputy Minister. Other boxes represent programs. Activities are listed below the programs. Programs identified as "partial" represent responsibility for the program being shared by two or more positions reporting directly to the Deputy Minister.

# VOTE 53

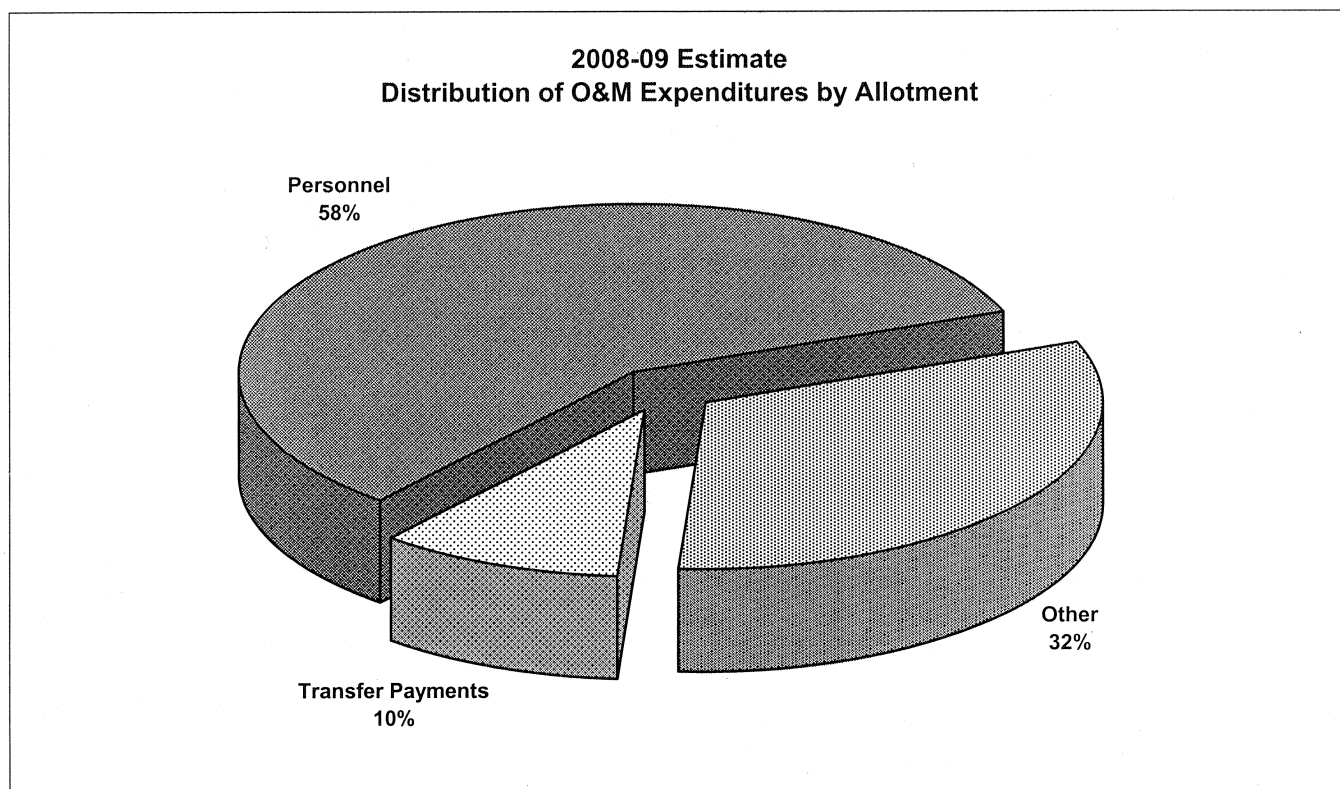
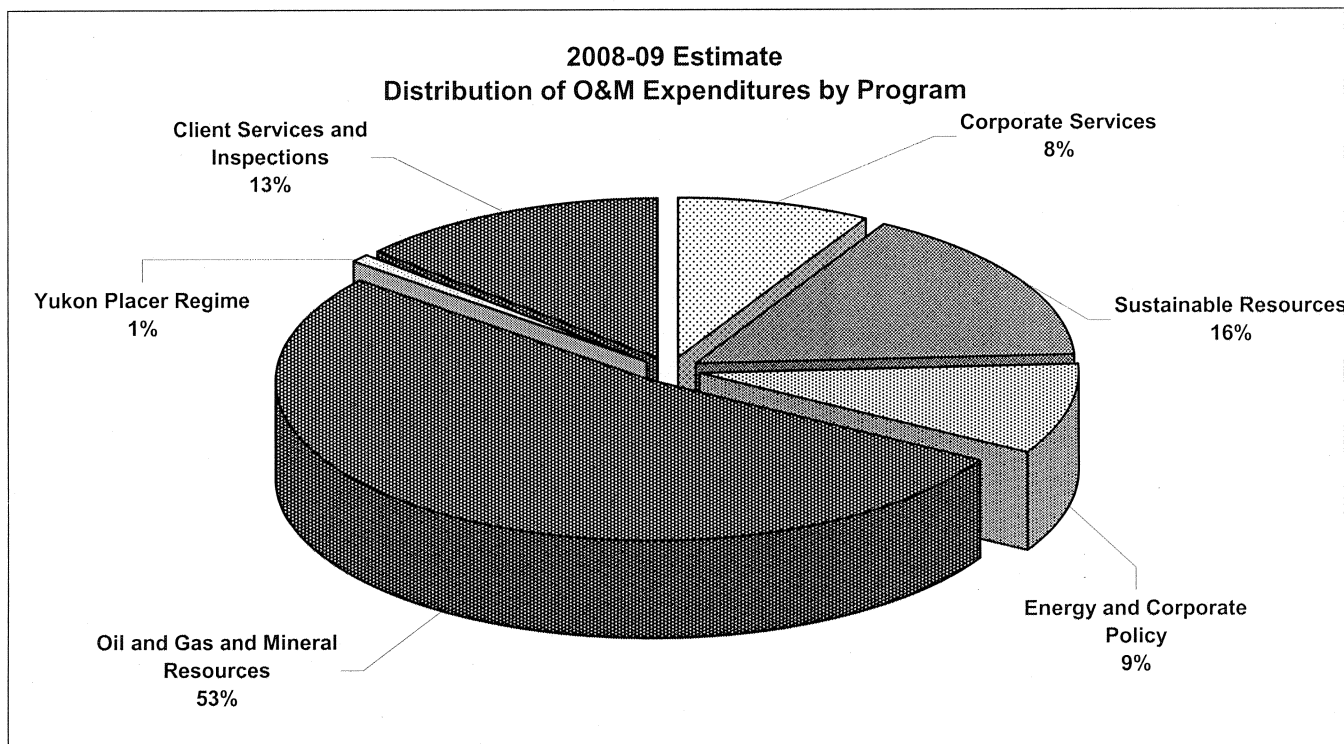
## DEPARTMENT OF ENERGY, MINES AND RESOURCES

FINANCIAL SUMMARY (\$000s)	2008-09 ESTIMATE	2007-08 FORECAST	% CHANGE	2006-07 ACTUAL
<b>Operation and Maintenance Expenditures</b>				
Corporate Services	3,101	3,057	1%	2,858
Sustainable Resources	5,799	6,152	-6%	6,553
Energy and Corporate Policy	3,397	3,527	-4%	2,727
Oil and Gas and Mineral Resources	19,409	21,018	-8%	16,451
Yukon Placer Regime	329	488	-33%	544
Client Services and Inspections	4,886	4,602	6%	4,256
<b>Total Operation and Maintenance Vote 53</b>	<b>36,921</b>	<b>38,844</b>	<b>-5%</b>	<b>33,389</b>
<b>Amortization Expense</b>	<b>114</b>	<b>104</b>	<b>10%</b>	<b>100</b>
<b>Revenues</b>				
Taxes and General Revenues	1,740	1,965	-11%	4,947
Third-Party Recoveries	14	314	-96%	404
Recoveries from Canada	9,006	10,217	-12%	6,693
Amortization of Deferred Capital Contributions	30	33	-9%	33
<b>Total Revenues</b>	<b>10,790</b>	<b>12,529</b>	<b>-14%</b>	<b>12,077</b>
<b>Allotments</b>				
Personnel	21,405	20,888	2%	18,601
Other	11,850	13,404	-12%	12,023
Transfer Payments	3,666	4,552	-19%	2,765
<b>Total Allotments</b>	<b>36,921</b>	<b>38,844</b>	<b>-5%</b>	<b>33,389</b>

Note:

Restated 2006-07 Actual and 2007-08 Forecast to be consistent with the 2008-09 Estimate presentation.

**VOTE 53**  
**DEPARTMENT OF ENERGY, MINES AND RESOURCES**



## ENERGY, MINES AND RESOURCES

## CORPORATE SERVICES

### PROGRAM OBJECTIVE

- To provide leadership and decision support services to Energy, Mines and Resources' branches in finance, administration, records management, information technology, human resources and library/research services.

O&M EXPENDITURES (\$000s)	2008-09 ESTIMATE	2007-08 FORECAST	% CHANGE	2006-07 ACTUAL
<b>Activities</b>				
Deputy Minister's Office	522	477	9%	423
Human Resources	499	511	-2%	445
Finance and Administration	2,080	2,069	1%	1,990
<b>Total Corporate Services</b>	<b>3,101</b>	<b>3,057</b>	<b>1%</b>	<b>2,858</b>
<b>Allotments</b>				
Personnel	2,475	2,430	2%	2,335
Other	626	627	0%	523
Transfer Payments	0	0	0%	0
<b>Total Allotments</b>	<b>3,101</b>	<b>3,057</b>	<b>1%</b>	<b>2,858</b>

## **ENERGY, MINES AND RESOURCES**

### **SUSTAINABLE RESOURCES**

#### **PROGRAM OBJECTIVES**

##### **Lands:**

- To ensure land is available for Yukoners and Yukon development projects.
- To develop and implement land tenure and management policies and ensure integration of legislation and regulations.

##### **Forestry:**

- To develop and implement forestry policy and legislation for the Yukon.
- To manage Yukon's forest resources in a sustainable manner.
- To issue timber harvesting authorizations, approvals and permits in a responsible, timely and consistent manner.
- To ensure land is available for Yukon forest projects and to provide access to harvestable wood.
- To provide outreach programs in support of the forest industry.
- To provide a basic silviculture program that will ensure reforestation of areas logged, burnt by wildfires and/or killed by insects and disease.
- To undertake the planning and harvesting of timber that is burnt, wind damaged, attacked by insects or diseased.
- To undertake and maintain the Yukon forest inventory.
- To provide public and stakeholder information, education and awareness regarding basic forest science knowledge, forest management activities, issues and challenges in Yukon.

##### **Agriculture:**

- To promote an agricultural industry that provides economic benefits to the Yukon in an environmentally sustainable fashion, while reflecting broad social values.
- To provide policy and program support to enhance productivity, profitability and sustainability of the industry.
- To implement the Agriculture Policy Framework (APF) Agreement.
- To make agricultural land available to industry.

# ENERGY, MINES AND RESOURCES

## SUSTAINABLE RESOURCES (Cont'd)

O&M EXPENDITURES (\$000s)	2008-09 ESTIMATE	2007-08 FORECAST	% CHANGE	2006-07 ACTUAL
<b>Activities</b>				
Assistant Deputy Minister's Office	241	267	-10%	265
Lands	2,259	2,095	8%	2,094
Forestry	2,101	2,597	-19%	3,071
Agriculture	1,198	1,193	0%	1,123
<b>Total Sustainable Resources</b>	<b>5,799</b>	<b>6,152</b>	<b>-6%</b>	<b>6,553</b>
<b>Allotments</b>				
Personnel	4,596	4,388	5%	4,063
Other	843	889	-5%	1,140
Transfer Payments	360	875	-59%	1,350
<b>Total Allotments</b>	<b>5,799</b>	<b>6,152</b>	<b>-6%</b>	<b>6,553</b>



## ENERGY, MINES AND RESOURCES

### ENERGY AND CORPORATE POLICY

#### PROGRAM OBJECTIVES

- To develop policies, strategies, programs and legislative instruments to support resource management and development, in keeping with government-wide priorities.
- To provide policy and program advice to the government on energy matters.
- To provide resource sector input into land-based initiatives including land claims agreements and protected areas.
- To internally and externally increase awareness and understanding of departmental priorities, programs, policies and initiatives, through effective communications.
- To manage, support and coordinate Government of Yukon's regional land use planning responsibilities.
- To facilitate improved energy efficiency and use of new energy technologies by energy consumers.

O&M EXPENDITURES (\$000s)	2008-09 ESTIMATE	2007-08 FORECAST	% CHANGE	2006-07 ACTUAL
<b>Activities</b>				
Energy and Corporate Policy	1,758	1,868	-6%	1,659
Communications	592	571	4%	448
Energy Solutions Centre	1,047	1,088	-4%	620
<b>Total Energy and Corporate Policy</b>	<b>3,397</b>	<b>3,527</b>	<b>-4%</b>	<b>2,727</b>
<b>Allotments</b>				
Personnel	2,613	2,633	-1%	2,131
Other	341	419	-19%	398
Transfer Payments	443	475	-7%	198
<b>Total Allotments</b>	<b>3,397</b>	<b>3,527</b>	<b>-4%</b>	<b>2,727</b>

## **ENERGY, MINES AND RESOURCES**

### **OIL AND GAS AND MINERAL RESOURCES**

#### **PROGRAM OBJECTIVES**

##### **Assessment and Abandoned Mines:**

- To direct and oversee the care and maintenance and orderly planning and closure of Type II mine sites per the Devolution Transfer Agreement (DTA) and enter into suitable funding arrangements with the federal government for agreed-upon work.
- To facilitate First Nation and community participation in closure planning and in business and employment opportunities associated with site management and closure.
- To facilitate the sale or the legal abandonment of Type II mine sites to allow the mine sites either back into production or into closure.

##### **Oil and Gas Resources:**

- To facilitate investment in and development of Yukon's oil and gas resources in a manner that increases employment, training and business opportunities for Yukon people.
- To promote Yukon's oil and gas resources, maximize economic opportunities and secure local benefits from Yukon oil and gas development and pipeline projects, including the Alaska Highway and Mackenzie Valley projects.
- To ensure access to a Mackenzie Valley pipeline for north central Yukon natural gas.
- To develop sector policy and strategies for oil and gas development and pipeline projects including a clear and timely regulatory process for the pipeline project.
- To develop a shared offshore oil and gas management and regulatory regime with Canada.
- To build a competitive oil and gas management regime.
- To implement government-to-government arrangements vis-à-vis disposition rights.
- To manage Yukon's oil and gas resources.
- To regulate Yukon's oil and gas operations and facilities.

##### **Yukon Geological Survey:**

- To generate, compile and distribute technical information about the geology, mineral and energy resources of Yukon to clients and stakeholders.
- To stimulate investment in mineral exploration and development by providing incentives to prospectors and exploration companies.
- To undertake mineral and energy potential assessments to be used in planning and regulatory processes prior to land being withdrawn from disposition for mineral or energy development.

##### **Mineral Resources:**

- To facilitate sustainable exploration, development and mining of Yukon's mineral resources through education, promotion, project coordination and effective government policies and support.
- To efficiently manage Yukon's mineral resources including certainty of mineral tenure and build a competitive regulatory mineral management regime.

##### **First Nation Royalties**

- To administer First Nation resource royalties obligations.

## ENERGY, MINES AND RESOURCES

### OIL AND GAS AND MINERAL RESOURCES (Cont'd)

O&M EXPENDITURES (\$000s)	2008-09 ESTIMATE	2007-08 FORECAST	% CHANGE	2006-07 ACTUAL
<b>Activities</b>				
Assistant Deputy Minister's Office	429	527	-19%	423
Assessment and Abandoned Mines	9,117	9,438	-3%	6,053
Oil and Gas Resources	2,950	3,131	-6%	3,303
Yukon Geological Survey	3,157	3,909	-19%	2,931
Mineral Resources	3,585	3,751	-4%	3,022
First Nation Royalties	171	262	-35%	719
<b>Total Oil and Gas and Mineral Resources</b>	<b>19,409</b>	<b>21,018</b>	<b>-8%</b>	<b>16,451</b>
<b>Allotments</b>				
Personnel	7,650	7,709	-1%	6,489
Other	8,896	10,158	-12%	8,752
Transfer Payments	2,863	3,151	-9%	1,210
<b>Total Allotments</b>	<b>19,409</b>	<b>21,018</b>	<b>-8%</b>	<b>16,451</b>

## ENERGY, MINES AND RESOURCES

### YUKON PLACER REGIME

#### PROGRAM OBJECTIVE

- To provide ongoing support to the Yukon Placer Mining Regulatory Regime.

O&M EXPENDITURES (\$000s)	2008-09 ESTIMATE	2007-08 FORECAST	% CHANGE	2006-07 ACTUAL
<b>Activity</b>				
Yukon Placer Regime	329	488	-33%	544
<b>Total Yukon Placer Regime</b>	<b>329</b>	<b>488</b>	<b>-33%</b>	<b>544</b>
<b>Allotments</b>				
Personnel	230	165	39%	298
Other	99	272	-64%	239
Transfer Payments	0	51	-100%	7
<b>Total Allotments</b>	<b>329</b>	<b>488</b>	<b>-33%</b>	<b>544</b>

## ENERGY, MINES AND RESOURCES

### CLIENT SERVICES AND INSPECTIONS

#### PROGRAM OBJECTIVES

- To provide resource management programs, services and information to the public, clients, other government agencies and communities.
- To provide a modern environmental monitoring and regulatory inspection program based on information, education, encouragement and enforcement.
- To conduct inspections and monitor activities on public land to ensure compliance with legislation and regulations pertaining to lands, land use, timber, water, placer mining, mineral exploration and development.

O&M EXPENDITURES (\$000s)	2008-09 ESTIMATE	2007-08 FORECAST	% CHANGE	2006-07 ACTUAL
<b>Activity</b>				
Client Services and Inspections	4,886	4,602	6%	4,256
<b>Total Client Services and Inspections</b>	<b>4,886</b>	<b>4,602</b>	<b>6%</b>	<b>4,256</b>
<b>Allotments</b>				
Personnel	3,841	3,563	8%	3,285
Other	1,045	1,039	1%	971
Transfer Payments	0	0	0%	0
<b>Total Allotments</b>	<b>4,886</b>	<b>4,602</b>	<b>6%</b>	<b>4,256</b>

## ENERGY, MINES AND RESOURCES

REVENUES (\$000s)	2008-09 ESTIMATE	2007-08 FORECAST	% CHANGE	2006-07 ACTUAL
<b>TAXES AND GENERAL REVENUES</b>				
<b>Sustainable Resources</b>				
<b>Lands</b>				
Lands Administration/Interest	15	15	0%	55
Land Sales Fees	18	18	0%	25
Unearned Equity	1	1	0%	16
Land Leases	120	120	0%	153
Land Use Fees	10	10	0%	78
Quarrying Royalties and Leases	12	12	0%	15
Sale of Undeveloped Land	145	145	0%	1,263
Royalties Collected on Lease Agreements	15	15	0%	64
Other Royalties	1	1	0%	4
<b>Forestry</b>				
Application Fees	10	10	0%	3
Stumpage Dues	20	20	0%	8
Engineering Levy	5	5	0%	4
<b>Agriculture</b>				
Agricultural Land Application and Grazing Lease Fees	4	4	0%	5
<b>Energy and Corporate Policy</b>				
<b>Energy Solutions Centre</b>				
Equipment Rental	1	1	0%	1
Energy Efficiency Courses	34	34	0%	42
<b>Oil and Gas and Mineral Resources</b>				
<b>Oil and Gas Resources</b>				
Oil and Gas Resource Revenue				
- Royalties	400	625	-36%	1,764
- Rentals and Administration	16	16	0%	13
<b>Yukon Geological Survey</b>				
Sale of Maps	10	10	0%	0
<b>Mineral Resources</b>				
Coal Leases, Permits and Royalties	45	45	0%	84
Placer Mining Fees	249	249	0%	244
Quartz Mining Fees and Leases	604	604	0%	1,094
Maps, Publications and Charts	5	5	0%	12
<b>Total Taxes and General Revenues</b>	<b>1,740</b>	<b>1,965</b>	<b>-11%</b>	<b>4,947</b>

## ENERGY, MINES AND RESOURCES

REVENUES (\$000s)	2008-09 ESTIMATE	2007-08 FORECAST	% CHANGE	2006-07 ACTUAL
<b>THIRD-PARTY RECOVERIES</b>				
<b>Sustainable Resources</b>				
<b>Lands</b>				
Recoverable - Legal Surveys	10	10	0%	3
<b>Agriculture</b>				
Agriculture Conference	2	2	0%	1
Master Gardener Course	2	2	0%	0
<b>Energy and Corporate Policy</b>				
Prior Years' Recoveries	0	300	-100%	400
<b>Total Third-Party Recoveries</b>	<b>14</b>	<b>314</b>	<b>-96%</b>	<b>404</b>
<b>RECOVERIES FROM CANADA</b>				
<b>Corporate Services</b>				
Parks Canada - Library Access	10	10	0%	10
<b>Sustainable Resources</b>				
<b>Forestry</b>				
Prior Years' Recoveries	0	0	0%	19
<b>Agriculture</b>				
Agriculture Canada				
- Agriculture Policy Framework Agreement	300	321	-7%	274
- Rent	3	3	0%	3
- Prior Years' Recoveries	0	100	-100%	273
<b>Energy and Corporate Policy</b>				
Energy Solutions Centre - NRCan	75	55	36%	124
<b>Oil and Gas and Mineral Resources</b>				
<b>Assessment and Abandoned Mines</b>				
Type II Mine Sites - DIAND	8,518	8,840	-4%	5,716

## ENERGY, MINES AND RESOURCES

REVENUES (\$000s)	2008-09 ESTIMATE	2007-08 FORECAST	% CHANGE	2006-07 ACTUAL
<b>RECOVERIES FROM CANADA (cont'd)</b>				
<b>Oil and Gas and Mineral Resources (cont'd)</b>				
<b>Yukon Geological Survey</b>				
Prior Years' Recoveries	0	788	-100%	87
<b>Yukon Placer Regime</b>				
Fisheries and Oceans Canada	100	100	0%	187
<b>Total Recoveries from Canada</b>	<b>9,006</b>	<b>10,217</b>	<b>-12%</b>	<b>6,693</b>
Amortization of Deferred Capital Contributions	30	33	-9%	33
<b>TOTAL REVENUES</b>	<b>10,790</b>	<b>12,529</b>	<b>-14%</b>	<b>12,077</b>



## ENERGY, MINES AND RESOURCES

TRANSFER PAYMENTS (\$000s)	2008-09 ESTIMATE	2007-08 FORECAST	% CHANGE	2006-07 ACTUAL
<b>OTHER TRANSFER PAYMENTS</b>				
<b>Sustainable Resources</b>				
<b>Forestry</b>				
Canadian Forest Services	15	15	0%	15
Forintek Canada Corporation	5	0	100%	10
University of British Columbia	20	0	100%	0
Prior Years' Other Transfer Payments	0	500	-100%	1,188
<b>Agriculture</b>				
Yukon Agricultural Association				
- Operational funding	25	25	0%	25
Agriculture Policy Framework Agreement				
- Various recipients	235	235	0%	112
Wildlife Compensation Program				
- Various recipients	60	0	100%	0
Prior Years' Other Transfer Payments	0	100	-100%	0
<b>Energy and Corporate Policy</b>				
<b>Energy and Corporate Policy</b>				
Utilities Consumers Group	3	3	0%	3
Successor Resource Legislation Working Group				
- Various First Nations	140	272	-49%	96
<b>Energy Solutions Centre</b>				
Cost-Shared Projects				
- Various Recipients	200	100	100%	0
Rebate Programs				
- Various Recipients	100	100	0%	9
Prior Years' Other Transfer Payments	0	0	0%	90

## ENERGY, MINES AND RESOURCES

TRANSFER PAYMENTS (\$000s)	2008-09 ESTIMATE	2007-08 FORECAST	% CHANGE	2006-07 ACTUAL
<b>OTHER TRANSFER PAYMENTS (cont'd)</b>				
<b>Oil and Gas and Mineral Resources</b>				
<b>Assistant Deputy Minister's Office</b>				
Prior Years' Other Transfer Payments	0	100	-100%	0
<b>Assessment and Abandoned Mines</b>				
Type II Mine Site Reclamation				
- Various Yukon First Nations	1,633	1,219	34%	409
<b>Oil and Gas Resources</b>				
Memorandum of Understanding (MOU)				
- Various Yukon First Nations	25	25	0%	27
Alaska Highway Pipeline and Mackenzie Gas Project				
- Various recipients	275	275	0%	278
Alaska Highway Aboriginal Pipeline Coalition	200	200	0%	80
Prior Years' Other Transfer Payments	0	0	0%	49
<b>Yukon Geological Survey</b>				
Geological Survey Work				
- Various Universities	100	100	0%	145
Prior Years' Other Transfer Payments	0	602	-100%	0
<b>Mineral Resources</b>				
Klondike Placer Miners' Association				
- Operational funding	45	45	0%	29
Yukon Chamber of Mines				
- Operational funding	45	45	0%	45
Mineral Related Consultation				
- Various Yukon First Nations	25	25	0%	56
Mining Association of Canada	15	15	0%	30
Yukon Mine Training Association				
- Northern Strategy	500	500	0%	0
Prior Years' Other Transfer Payments	0	0	0%	62
<b>Yukon Placer Regime</b>				
Prior Years' Other Transfer Payments	0	51	-100%	7
<b>TOTAL TRANSFER PAYMENTS</b>	<b>3,666</b>	<b>4,552</b>	<b>-19%</b>	<b>2,765</b>