

# JUSTICE



**VOTE 08**  
**DEPARTMENT OF JUSTICE**

**MINISTER**

**Hon. M. Horne**

**DEPUTY MINISTER**

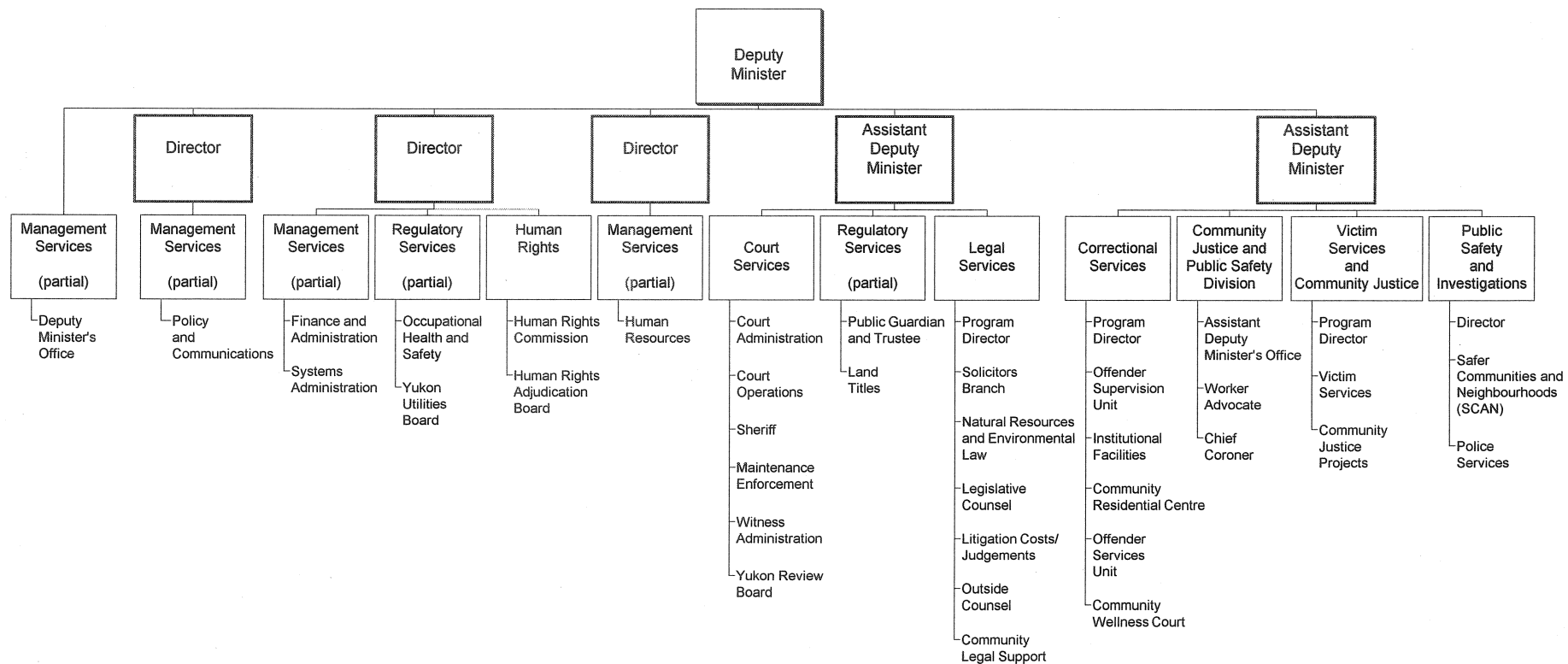
**D. Cooley**

**DEPARTMENTAL OBJECTIVES**

- The Yukon Department of Justice operates to:
  - enhance public confidence in, and respect for, the law and society;
  - promote an open and accessible system of justice that provides fair and equal services to all Yukon citizens;
  - ensure that the administration of justice operates for the benefit of all persons in Yukon;
  - work toward an effective and responsive correctional system to manage offenders in ways that offer opportunities for healing and hope for change, while ensuring public safety;
  - ensure that the Government of Yukon receives high quality and cost-effective legal services;
  - promote effective policing, crime prevention and community justice initiatives in our communities; and
  - encourage respect for individual, collective and human rights.

# DEPARTMENT OF JUSTICE

## RELATIONSHIP BETWEEN ORGANIZATION AND PROGRAMS



Note: Dark outlined boxes represent positions reporting directly to the Deputy Minister. Other boxes represent programs. Activities/elements are listed below the programs. Programs identified as "partial" represent responsibility for the program being shared by two or more positions reporting directly to the Deputy Minister.

**VOTE 08**  
**DEPARTMENT OF JUSTICE**

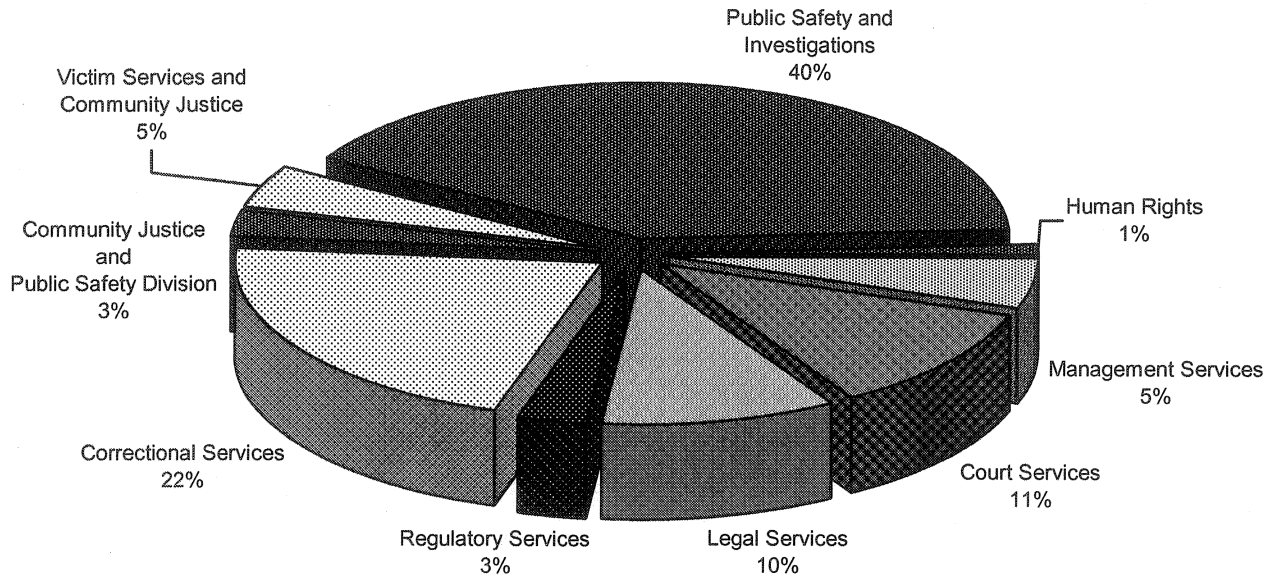
FINANCIAL SUMMARY (\$000s)	2011-12 ESTIMATE	Comparable		
		2010-11 FORECAST	2010-11 ESTIMATE	2009-10 ACTUAL
Operation and Maintenance Expenditures				
Management Services	2,772	2,924	2,610	2,484
Court Services	6,086	6,787	6,408	6,332
Legal Services	5,460	5,287	5,182	5,054
Regulatory Services	1,592	1,473	1,467	1,444
Correctional Services	11,589	12,048	11,675	10,848
Community Justice and Public Safety Division	1,493	1,763	1,531	1,813
Victim Services and Community Justice	2,440	2,511	2,398	2,102
Public Safety and Investigations	21,616	21,161	21,184	25,566
Human Rights	575	713	684	635
Total Operation and Maintenance Vote 08	53,623	54,667	53,139	56,278
Amortization Expense				
	1,202	1,038	864	1,152
Revenues				
Taxes and General Revenues	685	690	710	699
Third-Party Recoveries	467	529	464	476
Recoveries from Canada	1,329	1,630	1,399	1,611
Total Revenues	2,481	2,849	2,573	2,786
Allotments				
Personnel	22,645	23,064	22,202	21,550
Other	26,373	26,567	26,120	30,396
Transfer Payments	4,605	5,036	4,817	4,332
Total Allotments	53,623	54,667	53,139	56,278

Note:

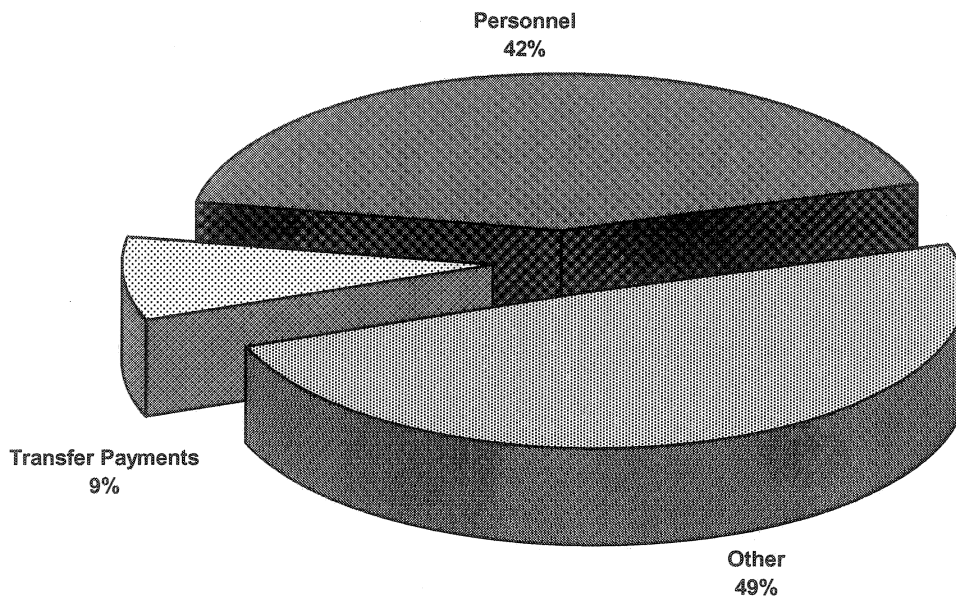
Restated 2009-10 Actual to be consistent with the 2010-11 Estimate presentation.

**VOTE 08**  
**DEPARTMENT OF JUSTICE**

**2011-12 Estimate**  
**Distribution of O&M Expenditures by Program**



**2011-12 Estimate**  
**Distribution of O&M Expenditures by Allotment**



## JUSTICE

## MANAGEMENT SERVICES

### PROGRAM OBJECTIVE

- To assist and support appropriate and consistent departmental policy and program delivery through the provision of planning, analysis, information and communications, as well as financial, human, and physical resource management to program branches.

O&M EXPENDITURES (\$000s)	2011-12 ESTIMATE	Comparable		
		2010-11 FORECAST	2010-11 ESTIMATE	2009-10 ACTUAL
<b>Activity</b>				
Management Services	2,772	2,924	2,610	2,484
<b>Total Management Services</b>	<b>2,772</b>	<b>2,924</b>	<b>2,610</b>	<b>2,484</b>
<b>Allotments</b>				
Personnel	2,432	2,456	2,169	2,192
Other	340	468	441	292
Transfer Payments	0	0	0	0
<b>Total Allotments</b>	<b>2,772</b>	<b>2,924</b>	<b>2,610</b>	<b>2,484</b>

This page left blank intentionally.

## JUSTICE

## COURT SERVICES

### PROGRAM OBJECTIVES

- To facilitate and enhance the accessibility, integrity and efficient operation of the courts system by providing administrative, enforcement and support services to the courts and other participants in judicial processes.
- To provide family law services through the Maintenance Enforcement Program and the Family Law Information Centre.
- To provide efficient court security, civil enforcement and jury management services.

O&M EXPENDITURES (\$000s)	2011-12 ESTIMATE	Comparable		
		2010-11 FORECAST	2010-11 ESTIMATE	2009-10 ACTUAL
<b>Activities</b>				
Court Administration	910	1,059	898	780
Court Operations	4,149	4,319	4,254	4,309
Sheriff	340	503	490	509
Maintenance Enforcement	507	639	502	486
Witness Administration	140	178	176	177
Yukon Review Board	40	89	88	71
<b>Total Court Services</b>	<b>6,086</b>	<b>6,787</b>	<b>6,408</b>	<b>6,332</b>
<b>Allotments</b>				
Personnel	4,540	5,243	4,853	4,613
Other	1,546	1,544	1,555	1,719
Transfer Payments	0	0	0	0
<b>Total Allotments</b>	<b>6,086</b>	<b>6,787</b>	<b>6,408</b>	<b>6,332</b>



# JUSTICE

## COURT SERVICES

### STATISTICS

	2011-12 ESTIMATE	Comparable		2009-10 ACTUAL
		2010-11 FORECAST	2010-11 ESTIMATE	
<b>Supreme Court</b>				
Civil Files Opened (#)	450	450	520	470
Civil Documents Filed (#)	7,000	7,000	7,300	6,822
Summary Conviction Appeals (#)*	15	15	15	10
<b>Court of Appeal</b>				
Files Opened (#)	25	25	25	20
Appeal Documents Filed (#)	350	350	350	289
<b>Federal Court of Canada Files</b>				
Files Opened (#)	5	5	5	2
Federal Documents Filed (#) *	40	40	40	14
<b>Territorial Court</b>				
Civil Files Opened (#)	120	120	160	105
Civil Documents Filed (#)	1,200	1,200	1,300	958
Adult Charges Laid (#) **	4,400	4,350	4,100	4,294
Young Offender Charges Laid (#)	650	600	420	578
S.C.O.T.*** Tickets (Adult and Youth) (#)	3,100	3,100	2,200	2,236
Territorial Applications (#)	110	106	90	99
<b>Small Claims Court</b>				
Files Opened (#)	175	175	200	160
Documents Filed (#)	2,000	2,000	1,800	1,873
<b>Witness Administration</b>				
Witnesses (#)	500	500	550	521
<b>Maintenance Enforcement Program</b>				
Files Opened (#)	80	80	80	78
Files Active (#)	550	550	560	537
<b>Sheriff</b>				
Documents Served (#)	500	500	500	497
Seizures of Goods and Chattels (#)	130	130	125	140
Judge and Jury Trials (#)	4	4	3	5
Jurors Served (#)	1,100	1,400	1,200	1,120

\* Included in Total Civil Files opened.

\*\* Numbers vary from year to year and are difficult to predict accurately.

\*\*\* Summary Conviction Ordinance Tickets.

## JUSTICE

## LEGAL SERVICES

### PROGRAM OBJECTIVES

- To ensure that the Minister of Justice and Cabinet receive timely and effective legal advice.
- To ensure that a comprehensive range of legal services is provided to government departments, including representation before all courts and tribunals in civil and criminal matters, legislative drafting in both official languages and advice on a wide variety of matters.
- To provide community legal support through funding to the Yukon Legal Services Society, the Aboriginal Courtworker Program, and the Yukon Public Legal Education Association.

O&M EXPENDITURES (\$000s)	2011-12 ESTIMATE	Comparable		
		2010-11 FORECAST	2010-11 ESTIMATE	2009-10 ACTUAL
<b>Activities</b>				
Program Director	707	522	658	500
Solicitors Branch	1,525	1,446	1,402	1,299
Natural Resources and Environmental Law	442	420	407	318
Legislative Counsel	689	657	637	690
Litigation Costs/Judgements	6	6	6	7
Outside Counsel	74	74	74	205
Community Legal Support	2,017	2,162	1,998	2,035
<b>Total Legal Services</b>	<b>5,460</b>	<b>5,287</b>	<b>5,182</b>	<b>5,054</b>
<b>Allotments</b>				
Personnel	3,224	2,906	2,965	2,619
Other	219	233	219	414
Transfer Payments	2,017	2,148	1,998	2,021
<b>Total Allotments</b>	<b>5,460</b>	<b>5,287</b>	<b>5,182</b>	<b>5,054</b>

## JUSTICE

## REGULATORY SERVICES

### PROGRAM OBJECTIVES

- To provide estate management services through the Office of the Public Guardian and Trustee to incapable adults, minor children and missing persons.
- To act as the Official Children's Guardian and retain Child Advocates as necessary.
- To act as court-appointed guardian for minor children's estates, incapable adults and investigate allegations of financial abuse of vulnerable adults.
- To maintain and enhance the land titles system in Yukon.
- To provide funds for the operation of the Yukon Utilities Board as provided for in the *Public Utilities Act*.
- To provide funds to the Yukon Workers' Compensation Health and Safety Board to support the provision of mine safety services.

O&M EXPENDITURES (\$000s)	2011-12 ESTIMATE	Comparable		
		2010-11 FORECAST	2010-11 ESTIMATE	2009-10 ACTUAL
<b>Activities</b>				
Occupational Health and Safety	330	330	330	330
Public Guardian and Trustee	499	383	480	392
Land Titles	508	490	477	473
Yukon Utilities Board	255	270	180	249
<b>Total Regulatory Services</b>	<b>1,592</b>	<b>1,473</b>	<b>1,467</b>	<b>1,444</b>
<b>Allotments</b>				
Personnel	868	734	818	766
Other	394	409	319	348
Transfer Payments	330	330	330	330
<b>Total Allotments</b>	<b>1,592</b>	<b>1,473</b>	<b>1,467</b>	<b>1,444</b>

## JUSTICE

### REGULATORY SERVICES Public Guardian and Trustee

#### STATISTICS

- To protect the legal rights and financial interests of children.
- To act as guardian of last resort for adults who require financial and personal decision making.
- To administer the estates of deceased and missing persons where there is no-one else to do so.
- To investigate financial abuse on referral from a Designated Agency.

	2011-12 ESTIMATE	Comparable		
		2010-11 FORECAST	2010-11 ESTIMATE	2009-10 ACTUAL
Missing Persons (#)	0	0	0	0
Minor Children (#)	25	20	30	32
Deceased Assists (#)	1	1	2	0
Estate Files Opened in Period (#)	3	5	3	7
Total Estate Files Open (#) **	27	29	20	24
Official Guardian Files (#)	10	10	40	28
Private Guardianship Applications (#) *	5	5	5	2
Guardianship and Pending Applications (#) *	10	10	15	12
Financial Abuse (#) *	3	3	5	0
Temporary Guardianship Applications (#) *	5	5	5	1
Litigation Guardianship (#)	3	3	3	3
Statutory Guardianship (#)	3	3	5	2
Public Guardian and Trustee Fees (\$)	15,000	20,000	40,000	32,955
<b>Funds in Trust at March 31, 2010</b>				
Savings (\$)	1,048,283			

\* Some files include more than one type of application.

\*\* "Estate Files Opened in Period" included in "Total Estate Files Open".

## JUSTICE

## REGULATORY SERVICES Land Titles

### STATISTICS

- To ensure validity of documents and acceptance for registration and to provide a guaranteed, accurate title of land and any interests registered against it under the Torrens System of Land.
- To ensure the integrity of the titles, all documents and survey plans are examined and registered in the Land Titles Office.

	2011-12 ESTIMATE	Comparable		
		2010-11 FORECAST	2010-11 ESTIMATE	2009-10 ACTUAL
Land Titles Registered (#)	1,350	1,300	1,450	1,274
Condominium Titles Registered (#)	350	300	300	252
Road Titles Registered (#)	10	15	10	11
Survey Plans Registered - Land (#)	160	150	210	141
Condominium Plans Registered (#)	15	10	20	15
Transfers Registered (#) *	1,650	1,615	1,650	1,537
Mortgages Registered (#)	1,650	1,600	1,750	1,581
Caveats Registered (#)	75	60	100	77
Miscellaneous Documents Registered (#) **	2,500	2,450	2,060	1,913
Total Documents Registered (#)	7,760	7,500	7,550	6,801
Total Current Active Files (#)	28,320	27,820	27,800	27,321
Total Current Survey Plans (#)	6,341	6,170	6,200	6,010
Parcel Files Created (#)	400	400	500	275
Condominium Files Created (#)	100	100	210	56
Certificates of Search (#) ***	7,350	7,300	6,600	7,200
General Registry Certificates (#)	2,950	2,900	2,500	2,847
Documents Photocopied (#) ****	65,000	63,000	75,000	59,822
Documents Printed (#) ****	60,000	55,000	60,000	52,566

\* # of Transfers registered also consist of Notifications, Consolidations, Enlargements, Surviving Joint Tenants, etc.

\*\* # of Miscellaneous documents registered consist of Discharges, Easements, Name Changes, Affidavits, Writs of Seizure and Sale, etc.

\*\*\* Certified True Copies of Certificates of Title.

\*\*\*\* Original and Duplicate Titles, Notices, Certificates, Reports, etc.

Note: Forecast and Estimates are subject to increases/decreases with interest rates and the real estate market.

## JUSTICE

## CORRECTIONAL SERVICES

### PROGRAM OBJECTIVE

- To contribute to public safety through:
  - holding offenders accountable through compliance with the orders of the court;
  - facilitating rehabilitation and reintegration of clients; and
  - working in partnership with First Nations and other stakeholders to deliver services that are evidence-based, client-focused and reflective of best practices.

O&M EXPENDITURES (\$000s)	2011-12 ESTIMATE	Comparable		
		2010-11 FORECAST	2010-11 ESTIMATE	2009-10 ACTUAL
<b>Activities</b>				
Program Director	501	534	618	433
Offender Supervision Unit	1,377	1,430	1,395	1,322
Institutional Facilities	7,757	8,179	7,778	7,745
Community Residential Centre	704	704	704	452
Offender Services Unit	667	637	623	610
Community Wellness Court	583	564	557	286
<b>Total Correctional Services</b>	<b>11,589</b>	<b>12,048</b>	<b>11,675</b>	<b>10,848</b>
<b>Allotments</b>				
Personnel	8,675	8,969	8,616	8,418
Other	2,175	2,340	2,190	1,903
Transfer Payments	739	739	869	527
<b>Total Allotments</b>	<b>11,589</b>	<b>12,048</b>	<b>11,675</b>	<b>10,848</b>

## JUSTICE

### CORRECTIONAL SERVICES Offender Supervision Unit

## STATISTICS

- The Offender Supervision Unit administers community based corrections programs. These programs enable the courts to consider a range of alternatives to imprisonment in the sentencing process. They are designed primarily for low risk offenders who present minimal danger to the public at the time of sentencing, or for offenders for whom it has been determined risk can be managed in a community setting.

	2011-12 ESTIMATE	Comparable		
		2010-11 FORECAST	2010-11 ESTIMATE	2009-10 ACTUAL
<b>Probation</b>				
Average Offender Count (#) *	555	555	960	541
New Admissions (#)	1,185	1,185	1,559	1,112
Pre-Sentence Reports (#) **	683	683	743	514
Fine Option Program (#)	11	11	11	15
Conditional Sentences (#)	122	122	79	87

\* Based on average monthly counts.

\*\* Includes both Pre-Sentence and Bail Supervision Reports (court driven).

## JUSTICE

### CORRECTIONAL SERVICES Institutional Facilities Whitehorse Correctional Centre

## STATISTICS

- The Whitehorse Correctional Centre is a medium security correctional facility for adult men and women. The centre accommodates inmates serving sentences of less than two years.

		<i>Comparable</i>		
	<b>2011-12 ESTIMATE</b>	2010-11 FORECAST	2010-11 ESTIMATE	2009-10 ACTUAL
<b>Yukon Adults Average Daily Inmate Cost</b>				
Daily Costs (\$)	273	281	259	234
Total Days Stay (#)	28,500	29,030	29,200	28,255
<b>Average Offenders on Register and Actual, by Inmate Status</b>				
On Register (#)	78	79	80	78
Sentenced (#)	35	36	34	31
Remand (#)	43	43	46	47
<b>Total Admissions</b>				
Sentenced Admissions (#)	250	230	240	226
Remand Admissions (#)	430	375	450	407



## JUSTICE

### CORRECTIONAL SERVICES Spousal Abuse Program

#### STATISTICS

- Individual and group counselling and support services are provided for perpetrators of spousal abuse. Men and women undergo an assessment process and are then provided services as outlined in the case plan and assessment.
- The program is a court driven treatment program, therefore the numbers are directly influenced by disclosures, charges and sentencing practices.

	<b>2011-12 ESTIMATE</b>	<i>Comparable</i>		2009-10 ACTUAL
		2010-11 FORECAST	2010-11 ESTIMATE	
New male clients	90	120	110	34
Male client carry over	75	175	60	72
<b>Total</b>	<b>165</b>	<b>295</b>	<b>170</b>	<b>106</b>
New Female clients	27	20	44	35
Female client carry over	40	56	15	33
<b>Total</b>	<b>67</b>	<b>76</b>	<b>59</b>	<b>68</b>

## JUSTICE

### CORRECTIONAL SERVICES Sexual Offender Risk Management Program

#### STATISTICS

- The Sexual Offender Risk Management Program is a comprehensive approach to treating those with sexual offending behavior. It is a cognitive behavioral treatment program based on internationally recognized best practices.

	<b>2011-12 ESTIMATE</b>	<i>Comparable</i>		
		2010-11 FORECAST	2010-11 ESTIMATE	2009-10 ACTUAL
New clients (#)	15	17	15	7
Carry Forward Male clients (#)	35	35	10	15
Total	50	52	25	22
Number of Psychological Assessments *	40	40	25	29

\* Combined number of sex offender and spousal abuse assessments.

## JUSTICE

### COMMUNITY JUSTICE AND PUBLIC SAFETY DIVISION

#### PROGRAM OBJECTIVE

- To contribute to community justice, public safety and community safety by:
  - providing leadership, oversight and direction to the branches of the Community Justice and Public Safety Division;
  - maintaining and supporting the work of the Coroner's Office; and
  - maintaining and supporting the Worker Advocate program in accordance with the *Worker's Compensation Act*.

O&M EXPENDITURES (\$000s)	2011-12 ESTIMATE	Comparable		
		2010-11 FORECAST	2010-11 ESTIMATE	2009-10 ACTUAL
<b>Activities</b>				
Assistant Deputy Minister's Office	832	1,107	906	1,197
Worker Advocate	353	378	350	310
Chief Coroner	308	278	275	306
<b>Total Community Justice and Public Safety Division</b>	<b>1,493</b>	<b>1,763</b>	<b>1,531</b>	<b>1,813</b>
<b>Allotments</b>				
Personnel	1,036	1,127	1,074	1,356
Other	352	422	352	385
Transfer Payments	105	214	105	72
<b>Total Allotments</b>	<b>1,493</b>	<b>1,763</b>	<b>1,531</b>	<b>1,813</b>

## JUSTICE

### COMMUNITY JUSTICE AND PUBLIC SAFETY DIVISION Chief Coroner

#### STATISTICS

- To investigate, for the public, unexpected and sudden deaths, and to recommend changes to prevent similar deaths.
- To focus attention on preventable deaths and the public's health and safety.

	2011-12	Comparable		
	ESTIMATE	2010-11 FORECAST	2010-11 ESTIMATE	2009-10 ACTUAL
<b>Case Work (#)</b>				
Coroner's Cases	53	53	52	52
Autopsies	33	33	27	34
Inquests	1	1	1	1
Judgements of Inquiry	14	14	12	15
<b>Manner of Death (#)</b>				
Natural	29	29	31	22
Suicide	2	2	2	2
Homicide	1	1	1	2
Accident	19	19	17	21
Undetermined	2	2	1	5
Total Coroner's Cases	53	53	52	52

## JUSTICE

### VICTIM SERVICES AND COMMUNITY JUSTICE

#### PROGRAM OBJECTIVE

- To contribute to community safety by:
  - working collaboratively with First Nations, other government departments and non-government organizations to achieve our goals;
  - offering support to victims and families;
  - supporting community based justice approaches and processes;
  - building capacity in communities to prevent crime and foster healthy and safe communities; and
  - developing evaluation approaches to assess the impact of this work on community safety.

O&M EXPENDITURES (\$000s)	2011-12 ESTIMATE	Comparable		
		2010-11 FORECAST	2010-11 ESTIMATE	2009-10 ACTUAL
<b>Activities</b>				
Program Director	792	783	776	710
Victim Services	1,134	1,079	1,038	857
Community Justice Projects	514	649	584	535
<b>Total Victim Services and Community Justice</b>	<b>2,440</b>	<b>2,511</b>	<b>2,398</b>	<b>2,102</b>
<b>Allotments</b>				
Personnel	1,308	1,165	1,177	1,111
Other	312	376	312	186
Transfer Payments	820	970	909	805
<b>Total Allotments</b>	<b>2,440</b>	<b>2,511</b>	<b>2,398</b>	<b>2,102</b>

## JUSTICE

### VICTIM SERVICES AND COMMUNITY JUSTICE Victim Services

#### STATISTICS

- In cooperation with the RCMP, the program offers services to ensure victimized persons in the Yukon receive support, information, advocacy, and appropriate referral to specialized agencies in order to limit the effect of their crisis and return their life to a desired degree of stability.

	2011-12	Comparable		
	ESTIMATE	2010-11 FORECAST	2010-11 ESTIMATE	2009-10 ACTUAL
<b>File Profile (#)</b>				
Case Files Opened	550	500	496	480
Files Carried Over	650	690	595	700
Active Parole Files	8	5	6	10
Short Service Contracts	92	100	90	70
Total Number of File Contacts	1,300	1,295	1,187	1,260
<b>Client Profile (#)</b>				
Total Number of Clients Served	1,300	1,295	1,187	1,260
Female	1,100	1,165	1,077	1,100
Male	200	130	110	160
First Nations *	725	710	660	755
Non-First Nations *	575	585	527	505
<b>Case Profile (#)</b>				
Family Violence Prevention Act	15	18	15	12
Spousal Assaults (All levels)	1,125	1,127	1,042	1,102
Sexual Assaults	60	62	55	57
Other (Homicide, Kidnapping)	100	88	75	89
<b>Community Outreach (#)</b>				
Whitehorse Files	1,090	1,049	955	952
Watson Lake (Sub Office)	75	112	97	174
Dawson City	50	53	50	57
Other Yukon Community Files	75	71	66	65
Outside Yukon Files	10	10	19	12

\* Some clients do not self-identify with either.

## JUSTICE

### VICTIM SERVICES AND COMMUNITY JUSTICE Women's Program

#### STATISTICS

- Programs provided for women include: the Support Group for Women in abusive relationships, Drop-In Support Group, individual counselling for victims of spousal abuse, advocacy and support services and case management with the Spousal Abuse Program.

	2011-12 ESTIMATE	Comparable		
		2010-11 FORECAST	2010-11 ESTIMATE	2009-10 ACTUAL
<b>Client Contact:</b>				
New files opened	30	20	20	25
Files carried over	70	65	65	60
Total Client Contact	100	85	85	85
<b>File Profile:</b>				
Spousal Assault	80	70	60	65
Trauma	n/a	n/a	1	0
Other (sexual assault, family crisis)	20	15	24	20
First Nations	45	35	35	38
Non-First Nations	55	50	50	47
<b>Service Provided</b>				
Individual Counselling (#)	100	85	85	170
Court Support (#)	0	0	0	0
Specialized Group (#)	20	10	0	5
Support Group (#)	15	10	53	40
<b>Community Files</b>				
Whitehorse (#)	70	65	80	70
Other Communities (#)	30	20	5	15
<b>Workshops/Presentations</b>	20	10	16	15
(Teen Parent Centre, College, Communities)				

## JUSTICE

### PUBLIC SAFETY AND INVESTIGATIONS

#### PROGRAM OBJECTIVE

- To contribute to public safety by:
  - managing the RCMP contract to achieve the priorities set out by the Minister of Justice;
  - operating the Investigations and Standards Office to provide independent oversight to the correctional system; and
  - promoting public awareness, responding effectively to illegal activity and taking action through Safer Communities and Neighbourhoods legislation.

O&M EXPENDITURES (\$000s)	2011-12 ESTIMATE	Comparable		
		2010-11 FORECAST	2010-11 ESTIMATE	2009-10 ACTUAL
<b>Activities</b>				
Director	243	279	229	239
Safer Communities and Neighbourhoods	410	319	392	326
Police Services	20,963	20,563	20,563	25,001
<b>Total Public Safety and Investigations</b>	<b>21,616</b>	<b>21,161</b>	<b>21,184</b>	<b>25,566</b>
<b>Allotments</b>				
Personnel	562	464	530	475
Other	20,997	20,640	20,597	25,050
Transfer Payments	57	57	57	41
<b>Total Allotments</b>	<b>21,616</b>	<b>21,161</b>	<b>21,184</b>	<b>25,566</b>



## JUSTICE

### PUBLIC SAFETY AND INVESTIGATIONS Police Services

## STATISTICS

- The Royal Canadian Mounted Police (RCMP) in the Yukon ("M" Division) provides cost-shared territorial policing services to all areas and people of the Yukon under an agreement signed by the Solicitor General of Canada, the Commissioner of the Yukon and the Yukon Minister of Justice.

	2011-12 ESTIMATE	Comparable		
		2010-11 FORECAST	2010-11 ESTIMATE	2009-10 ACTUAL
<b>Criminal Code Offenders (#) *</b>				
Crimes Against Persons	1,381	1,295	1,549	1,468
Crimes Against Property	3,061	2,836	3,229	3,287
Other Criminal Code Offences	3,370	2,848	4,300	3,891
	<u>7,812</u>	<u>6,979</u>	<u>9,078</u>	<u>8,646</u>

### Impaired Driving - Incidents (#) \*

- The following figures include driving while impaired, refusing breath/blood tests, refusing roadside screening, driving with more than 80 mg of alcohol in 100 ml of blood, impaired driving causing bodily harm, and impaired driving causing death.

Impaired Driving	<u>609</u>	<u>570</u>	<u>650</u>	<u>647</u>
------------------	------------	------------	------------	------------

- \* These are the total number of incidents reported by the RCMP. Impaired driving statistics include both Driving and Care and Control offences where the impairment is a result of Alcohol and/or Drug use.

## JUSTICE

## HUMAN RIGHTS

### PROGRAM OBJECTIVE

- To provide funds for the operation of the Human Rights Commission and the Panel of Adjudicators as provided for in the *Human Rights Act*.

O&M EXPENDITURES (\$000s)	2011-12 ESTIMATE	Comparable		
		2010-11 FORECAST	2010-11 ESTIMATE	2009-10 ACTUAL
<b>Activities</b>				
Human Rights Commission	537	578	549	536
Human Rights Adjudication Board	38	135	135	99
<b>Total Human Rights</b>	<b>575</b>	<b>713</b>	<b>684</b>	<b>635</b>
<b>Allotments</b>				
Personnel	0	0	0	0
Other	38	135	135	99
Transfer Payments	537	578	549	536
<b>Total Allotments</b>	<b>575</b>	<b>713</b>	<b>684</b>	<b>635</b>

## JUSTICE

REVENUES (\$000s)	2011-12 ESTIMATE	Comparable		
		2010-11 FORECAST	2010-11 ESTIMATE	2009-10 ACTUAL
TAXES AND GENERAL REVENUES				
Court Services				
Fines - Territorial Court	400	400	400	359
Sheriff's Office	30	30	30	45
Regulatory Services				
Public Guardian and Trustee Fees	15	20	40	33
Land Titles Fees	240	240	240	262
Total Taxes and General Revenues	685	690	710	699
THIRD-PARTY RECOVERIES				
Court Services				
Witness Program - Videoconferencing	4	4	4	2
Legal Services				
Prior Years' Recoveries	0	22	0	0
Regulatory Services				
Public Utilities Board Hearings	100	115	100	154
Community Justice and Public Safety Division				
Worker Advocate	353	378	350	309
Victim Services and Community Justice				
Outreach Worker				
- Province of British Columbia	10	10	10	11
Total Third-Party Recoveries	467	529	464	476
RECOVERIES FROM CANADA				
Management Services				
Prior Years' Recoveries	0	60	0	0
Court Services				
Child Support Guidelines	207	207	207	206
Prior Years' Recoveries	0	29	0	0

## JUSTICE

REVENUES (\$000s)	2011-12 ESTIMATE	Comparable		
		2010-11 FORECAST	2010-11 ESTIMATE	2009-10 ACTUAL
RECOVERIES FROM CANADA (cont'd)				
Legal Services				
Legal Aid	864	864	864	911
Aboriginal Courtworker Program	158	172	158	237
Yukon Public Legal Education Association	70	70	70	70
Correctional Services				
Exchange of Service Agreement	30	30	30	38
Prior Years' Recoveries	0	70	70	12
Community Justice and Public Safety Division				
Prior Years' Recoveries	0	61	0	0
Victim Services and Community Justice				
Prior Years' Recoveries	0	67	0	137
Total Recoveries from Canada	1,329	1,630	1,399	1,611
TOTAL REVENUES	2,481	2,849	2,573	2,786

## JUSTICE

TRANSFER PAYMENTS (\$000s)	2011-12 ESTIMATE	Comparable		
		2010-11 FORECAST	2010-11 ESTIMATE	2009-10 ACTUAL
OTHER TRANSFER PAYMENTS				
Legal Services				
Yukon Legal Services Society (Legal Aid)	1,579	1,710	1,560	1,607
Aboriginal Courtworker Program	348	348	348	324
Yukon Public Legal Education Association	90	90	90	90
Regulatory Services				
Yukon Workers' Compensation Health and Safety Board	330	330	330	330
Correctional Services				
Community Residential Centre (Salvation Army)	704	704	704	452
Yukon Legal Services Society (Legal Aid)	35	35	35	35
Prior Years' Other Transfer Payments	0	0	130	40
Community Justice and Public Safety Division				
Council of Yukon First Nations (CYFN)	105	214	105	20
Prior Years' Other Transfer Payments	0	0	0	52
Victim Services and Community Justice				
Youth Leadership Program	168	168	168	106
Community Justice Projects	307	307	307	257
Journey Far Carver Program	345	345	345	275
Prior Years' Other Transfer Payments	0	150	89	167
Public Safety and Investigations				
RCMP Summer Student Program	52	52	52	41
Police Board Funding	5	5	5	0
Human Rights				
Human Rights Commission	537	578	549	536
TOTAL O&M Transfer Payments	4,605	5,036	4,817	4,332