

# **ENERGY, MINES AND RESOURCES**

## **VOTE 53**

### **DEPARTMENT OF ENERGY, MINES AND RESOURCES**

#### **MINISTER**

**Hon. A. Lang**

#### **DEPUTY MINISTER**

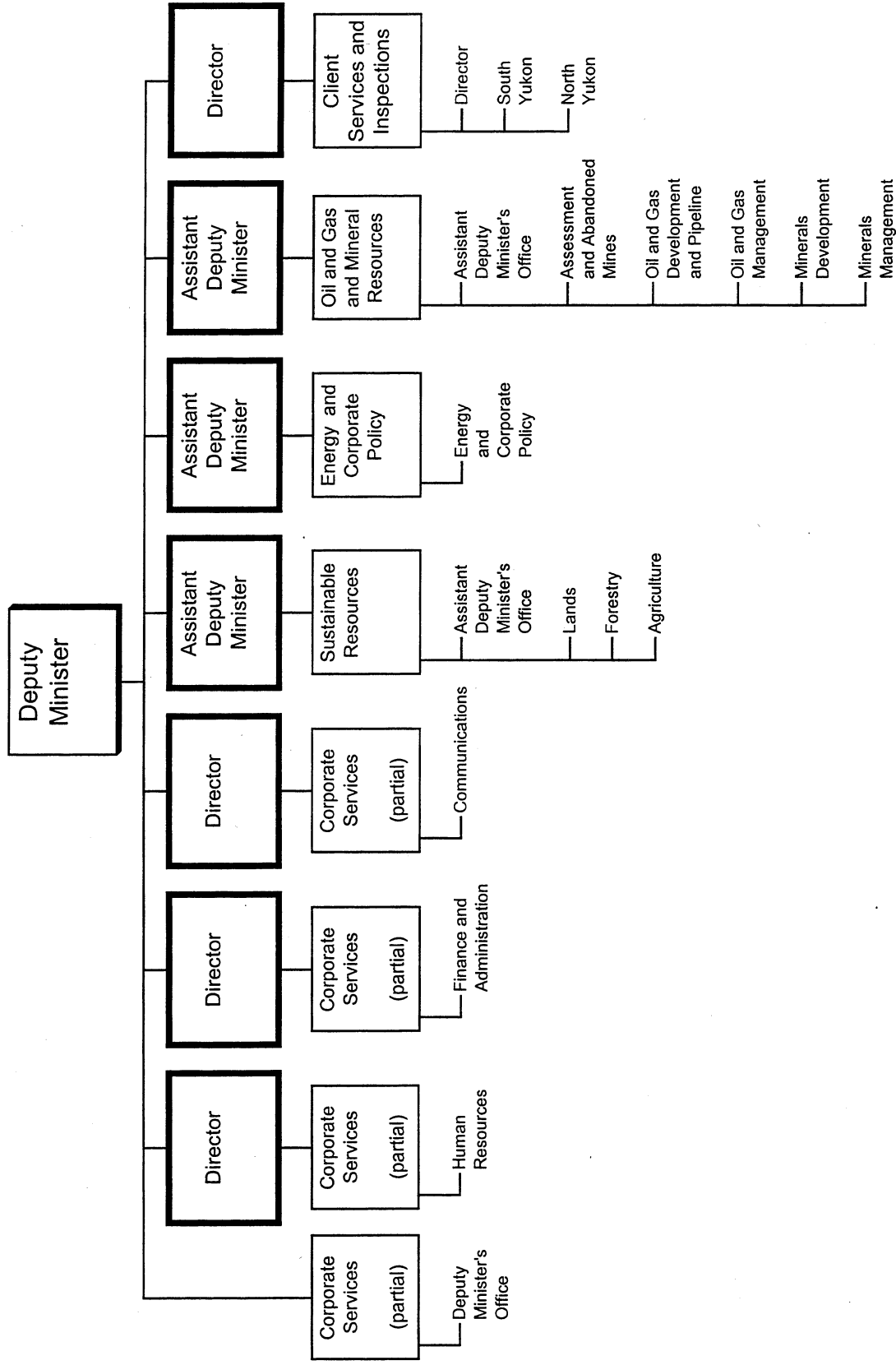
**A. Robertson**

### **DEPARTMENTAL OBJECTIVES**

- Responsibly manage Yukon's natural resources and ensure integrated resource and land use by:
  - Issuing dispositions of interests in, and approvals and permits for the use of, lands under the administration and control of the Commissioner;
  - Regulating Yukon's natural resource wealth in accordance with legislative requirements;
  - Establishing positive government-to-government relationships with Yukon First Nations and other agencies with management responsibilities; and
  - Participating, monitoring and supporting land-based planning initiatives including regional land use planning and land claim Special Management Areas (SMAs).
- Promote investment in and responsible development of Yukon's mineral, energy, forestry, agriculture and land resources including:
  - Working to facilitate a positive investment climate that will support Yukon development in the oil and gas, oil and gas pipeline, mineral, energy, forestry and agriculture sectors;
  - Actively preparing for oil and gas transmission projects;
  - Ensuring land is available for Yukoners and Yukon development projects;
  - Securing local benefits from Yukon resource projects;
  - Working with Yukon First Nation governments to facilitate economic benefits to First Nations from resource developments within their traditional territories;
  - Encouraging value-added processing opportunities for Yukon's resources;
  - Developing and implementing initiatives to enhance investment, promotion and public education in Yukon's natural resources; and
  - Developing and providing comprehensive information on Yukon's resources to clients and stakeholders.
- Provide strategic leadership for natural resource policy and planning including:
  - Developing mineral, forestry, agriculture and land policy frameworks which reflect an integrated resource management approach; and
  - Providing energy policy leadership and energy program coordination including support of alternative energy programs.
- Continue to implement an orderly and smooth transfer of Department of Indian Affairs and Northern Development (DIAND) resource management programs.

# DEPARTMENT OF ENERGY, MINES AND RESOURCES

## RELATIONSHIP BETWEEN ORGANIZATION AND PROGRAMS



Note: Dark outlined boxes represent positions reporting directly to the Deputy Minister. Other boxes represent programs. Activities are listed below the programs. Programs identified as "partial" represent responsibility for the program being shared by two or more positions reporting directly to the Deputy Minister.

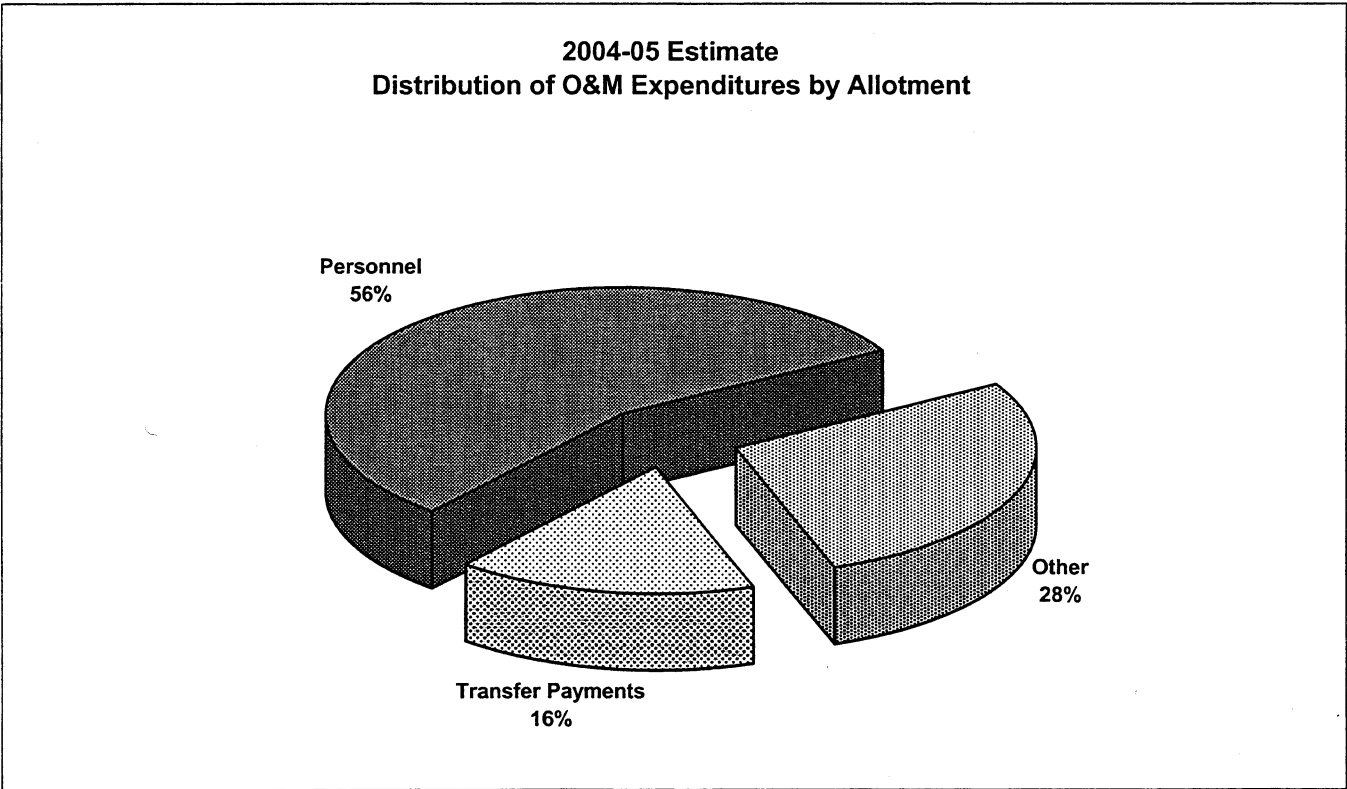
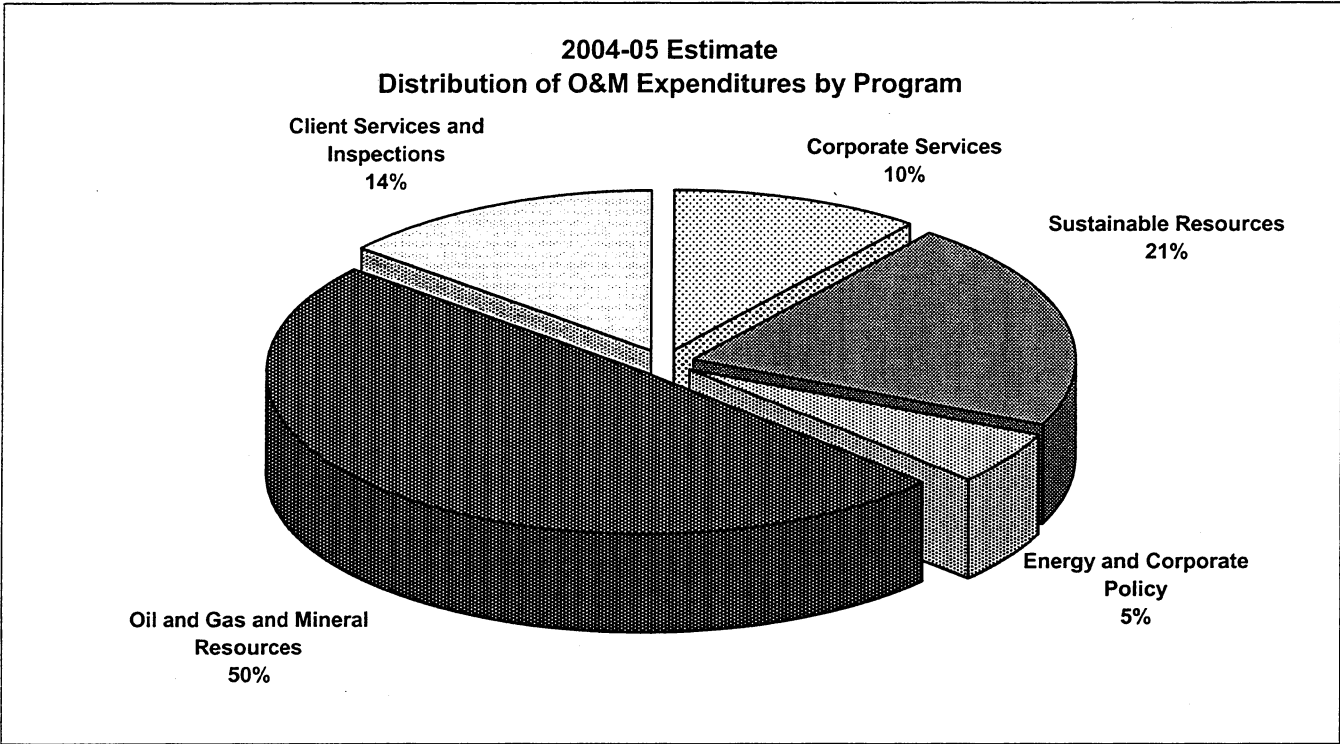
**VOTE 53**  
**DEPARTMENT OF ENERGY, MINES AND RESOURCES**

<b>FINANCIAL SUMMARY (\$000'S)</b>	<b>2004-05 ESTIMATE</b>	<b>2003-04 FORECAST</b>	<b>% CHANGE</b>	<b>2002-03 ACTUAL</b>
<b>Operation and Maintenance Expenditures</b>				
Corporate Services	3,339	3,489	-4%	1,404
Sustainable Resources	6,765	6,808	-1%	1,549
Energy and Corporate Policy	1,668	1,978	-16%	1,111
Oil and Gas and Mineral Resources	15,755	12,593	25%	2,935
Client Services and Inspections	4,425	4,241	4%	0
<b>Total Operation and Maintenance Vote 53</b>	<b>31,952</b>	<b>29,109</b>	<b>10%</b>	<b>6,999</b>
<b>Amortization Expense</b>	<b>75</b>	<b>53</b>	<b>42%</b>	<b>21</b>
<b>Operation and Maintenance Recoveries</b>	<b>8,433</b>	<b>5,768</b>	<b>46%</b>	<b>453</b>
<b>Revenue</b>	<b>5,976</b>	<b>5,146</b>	<b>16%</b>	<b>4,073</b>
<b>Allotments</b>				
Personnel	17,791	15,596	14%	4,356
Other	8,965	9,291	-4%	2,139
Transfer Payments	5,196	4,222	23%	504
<b>Total Allotments</b>	<b>31,952</b>	<b>29,109</b>	<b>10%</b>	<b>6,999</b>

Note:

Restated 2003-04 Forecast and 2002-03 Actual to be consistent with the 2004-05 Estimate presentation.

**VOTE 53**  
**DEPARTMENT OF ENERGY, MINES AND RESOURCES**



This page left blank intentionally.

## ENERGY, MINES AND RESOURCES

## CORPORATE SERVICES

### PROGRAM OBJECTIVE

- To provide leadership and decision support services to Energy, Mines and Resources' branches in communications, finance, information technology, human resources and library/research services.

O&M EXPENDITURES (\$000'S)	2004-05 ESTIMATE	2003-04 FORECAST	% CHANGE	2002-03 ACTUAL
<b>Activities</b>				
Deputy Minister's Office	430	494	-13%	272
Human Resources	499	522	-4%	272
Finance and Administration	2,051	2,161	-5%	740
Communications	359	312	15%	120
<b>Total Corporate Services</b>	<b>3,339</b>	<b>3,489</b>	<b>-4%</b>	<b>1,404</b>
<b>Allotments</b>				
Personnel	2,716	2,675	2%	1,140
Other	623	811	-23%	264
Transfer Payments	0	3	-100%	0
<b>Total Allotments</b>	<b>3,339</b>	<b>3,489</b>	<b>-4%</b>	<b>1,404</b>

## ENERGY, MINES AND RESOURCES

### SUSTAINABLE RESOURCES

#### PROGRAM OBJECTIVES

##### Lands:

- To ensure land is available for Yukoners and Yukon development projects.
- To implement an integrated application and review process for spot application programs and recreational land.
- To integrate land management and administration processes to reflect federal and mirror Yukon government lands legislation.

##### Forestry:

- To continue development of a forestry policy framework which reflects an integrated resource management approach in preparation for a Yukon Forest Act.
- To manage the Yukon's forest resources in an effective, integrated and responsible manner.
- To issue forestry authorities, approvals and permits in a responsible, timely and consistent manner.
- To ensure land is available for Yukon forest projects and to provide access to harvestable wood.

##### Agriculture:

- To promote an agricultural industry that provides economic benefits to the Yukon in an environmentally sustainable fashion, while reflecting broad social values.
- To enhance productivity, profitability and sustainability of the industry.
- To implement the Agriculture Policy Framework (APF) Agreement.
- To streamline the agriculture land application process.

O&M EXPENDITURES (\$000'S)	2004-05 ESTIMATE	2003-04 FORECAST	% CHANGE	2002-03 ACTUAL
<b>Activities</b>				
Assistant Deputy Minister's Office	363	531	-32%	0
Lands	1,866	1,771	5%	545
Forestry	3,527	3,387	4%	213
Agriculture	1,009	1,119	-10%	791
<b>Total Sustainable Resources</b>	<b>6,765</b>	<b>6,808</b>	<b>-1%</b>	<b>1,549</b>
<b>Allotments</b>				
Personnel	4,343	4,042	7%	1,110
Other	2,111	2,207	-4%	283
Transfer Payments	311	559	-44%	156
<b>Total Allotments</b>	<b>6,765</b>	<b>6,808</b>	<b>-1%</b>	<b>1,549</b>



## ENERGY, MINES AND RESOURCES

### ENERGY AND CORPORATE POLICY

#### PROGRAM OBJECTIVES

- To develop policies, strategies, programs, and legislative instruments to support resource management and development, in keeping with government-wide priorities.
- To provide policy and program advice to the government on energy matters, including developing a comprehensive Yukon Energy Framework Strategy and a Climate Change Strategy.
- To provide resource sector input into land-based initiatives including land claims agreements, regional land use planning, protected areas and implementation of the Yukon Environmental and Socio-economic Assessment Act (YESAA).
- To increase the public's awareness and understanding of departmental priorities, programs, policies and initiatives.

O&M EXPENDITURES (\$000'S)	2004-05 ESTIMATE	2003-04 FORECAST	% CHANGE	2002-03 ACTUAL
<b>Activity</b>				
Energy and Corporate Policy	1,668	1,978	-16%	1,111
<b>Total Energy and Corporate Policy</b>	<b>1,668</b>	<b>1,978</b>	<b>-16%</b>	<b>1,111</b>
<b>Allotments</b>				
Personnel	1,550	1,358	14%	922
Other	115	167	-31%	164
Transfer Payments	3	453	-99%	25
<b>Total Allotments</b>	<b>1,668</b>	<b>1,978</b>	<b>-16%</b>	<b>1,111</b>

## **ENERGY, MINES AND RESOURCES**

### **OIL AND GAS AND MINERAL RESOURCES**

#### **PROGRAM OBJECTIVES**

##### **Assessment and Abandoned Mines:**

- To direct and oversee the orderly planning and abandonment of Type II mine sites per the Devolution Transfer Agreement (DTA) and enter into suitable funding arrangements with the federal government for agreed-upon work.
- To facilitate First Nation participation in opportunities for site management and closure.

##### **Oil and Gas Development and Pipeline:**

- Facilitate investment in and development of Yukon's oil and gas resources in a manner that increases employment, training and business opportunities for Yukon people.
- Promote Yukon's oil and gas resources, maximize economic opportunities and secure local benefits from Yukon oil and gas development and pipeline projects, including the Alaska Highway and Mackenzie Valley projects.
- Ensure access to a Mackenzie Valley transmission pipeline for north central Yukon natural gas.
- Develop sector policy and strategies for oil and gas development and pipeline projects including a clear and timely regulatory process for the pipeline project.
- To develop a shared offshore oil and gas regulatory regime with Canada.

##### **Oil and Gas Management:**

- To manage Yukon's oil and gas resources and regulate activities.
- To implement government-to-government arrangements vis-à-vis disposition rights.

##### **Minerals Development:**

- To facilitate sustainable exploration, development and mining of Yukon's mineral resources through education, promotion and an effective regulatory regime.
- To stimulate investment in mineral exploration and development by providing incentives to prospectors and exploration companies.
- To generate and compile scientific and technical information about the geology and mineral deposits of Yukon, and distribute this information to clients and stakeholders.
- To ensure mineral potential assessments are completed and used in planning and regulatory processes prior to land being withdrawn from disposition for mineral development.
- To support and facilitate development and implementation of a new Yukon Placer Authorization.

##### **Minerals Management:**

- To build a competitive regulatory mineral management regime.
- To assist with Type II mines interim care and maintenance responsibilities and provide expertise to assist with planning for future site management and abandonment.

## ENERGY, MINES AND RESOURCES

### OIL AND GAS AND MINERAL RESOURCES (Cont'd)

O&M EXPENDITURES (\$000'S)	2004-05 ESTIMATE	2003-04 FORECAST	% CHANGE	2002-03 ACTUAL
<b>Activities</b>				
Assistant Deputy Minister's Office	443	442	0%	236
Assessment and Abandoned Mines	8,016	4,423	81%	0
Oil and Gas Development and Pipeline	363	460	-21%	384
Oil and Gas Management	2,009	2,479	-19%	1,644
Minerals Development	2,655	2,953	-10%	671
Minerals Management	2,269	1,836	24%	0
<b>Total Oil and Gas and Mineral Resources</b>	<b>15,755</b>	<b>12,593</b>	<b>25%</b>	<b>2,935</b>
<b>Allotments</b>				
Personnel	5,719	4,431	29%	1,184
Other	5,154	4,955	4%	1,428
Transfer Payments	4,882	3,207	52%	323
<b>Total Allotments</b>	<b>15,755</b>	<b>12,593</b>	<b>25%</b>	<b>2,935</b>

## ENERGY, MINES AND RESOURCES

### CLIENT SERVICES AND INSPECTIONS

#### PROGRAM OBJECTIVES

- To provide resource management programs, services and information to the public, clients, other government agencies and communities.
- To complete planning and begin integration of the inspection programs, offices and personnel.
- To provide a modern environmental monitoring and regulatory inspection program based on information, education, encouragement and enforcement.
- To provide inter-departmental services such as Fire Management activities and water resource inspection.
- To conduct inspections and monitor activities on public land to ensure compliance with legislation and regulations pertaining to lands, land use, timber, water, placer mining, mineral exploration and development.

O&M EXPENDITURES (\$000'S)	2004-05 ESTIMATE	2003-04 FORECAST	% CHANGE	2002-03 ACTUAL
<b>Activities</b>				
Director	1,144	516	122%	0
South Yukon	1,870	2,021	-7%	0
North Yukon	1,411	1,704	-17%	0
<b>Total Client Services and Inspections</b>	<b>4,425</b>	<b>4,241</b>	<b>4%</b>	<b>0</b>
<b>Allotments</b>				
Personnel	3,463	3,090	12%	0
Other	962	1,151	-16%	0
Transfer Payments	0	0	0%	0
<b>Total Allotments</b>	<b>4,425</b>	<b>4,241</b>	<b>4%</b>	<b>0</b>

## ENERGY, MINES AND RESOURCES

RECOVERIES (\$000'S)	2004-05 ESTIMATE	2003-04 FORECAST	% CHANGE	2002-03 ACTUAL
<b>Corporate Services</b>				
Parks Canada - Library Access	10	10	0%	0
<b>Sustainable Resources</b>				
<b>Forestry</b>				
Tough Report funding -DIAND	271	529	-49%	0
Prior Years' Recoveries	0	0	0%	100
<b>Agriculture</b>				
Agriculture Food Innovation Program	321	250	28%	61
Agriculture Canada - Rent	3	3	0%	2
Agriculture Conference	2	2	0%	2
Master Gardener Course	2	2	0%	2
Prior Years' Recoveries	0	190	-100%	228
<b>Energy and Corporate Policy</b>				
Prior Years' Recoveries	0	300	-100%	0
<b>Oil and Gas and Mineral Resources</b>				
<b>Assessment and Abandoned Mines</b>				
Type II Mine Sites - DIAND	7,805	4,284	82%	0
<b>Minerals Development</b>				
Yukon Placer Committee	19	19	0%	38
Prior Years' Recoveries	0	179	-100%	20
<b>TOTAL RECOVERIES</b>	<b>8,433</b>	<b>5,768</b>	<b>46%</b>	<b>453</b>

## ENERGY, MINES AND RESOURCES

REVENUE (\$000'S)	2004-05 ESTIMATE	2003-04 FORECAST	% CHANGE	2002-03 ACTUAL
<b>Sustainable Resources</b>				
<b>Lands</b>				
Administration/Interest	15	15	0%	2
Land Sales Fees	6	31	-81%	18
Unearned Equity	1	75	-99%	68
Land Leases	200	200	0%	0
Land Use Fees	23	23	0%	0
Quarrying Royalties and Leases	55	35	57%	0
Sale of Undeveloped Land	125	100	25%	151
Royalties Collected on Lease Agreements	15	20	-25%	0
Other Royalties	10	10	0%	0
<b>Forestry</b>				
Application Fees	10	10	0%	0
Stumpage Dues	20	24	-17%	0
Reforestation Fees	35	35	0%	0
<b>Agriculture</b>				
Agricultural Land Application and Grazing Lease Fees	4	3	33%	4
<b>Oil and Gas and Mineral Resources</b>				
<b>Oil and Gas Management</b>				
Oil and Gas Resource Revenue				
- Royalties	1,975	3,400	-42%	3,815
- Rentals and Administration	16	13	23%	13
- Disposition	2,600	0	100%	0
<b>Minerals Development</b>				
Sale of Maps	10	7	43%	2
<b>Minerals Management</b>				
Coal Leases, Permits and Royalties	48	93	-48%	0
Placer Mining Fees	250	255	-2%	0
Quartz Mining Fees and Leases	500	746	-33%	0
Maps, Publications, and Charts	5	5	0%	0
Mining Fees - Miscellaneous	20	10	100%	0
Prior Years' Revenue	0	3	-100%	0
	5,943	5,113	16%	4,073
Amortization of Deferred Capital Contributions	33	33	0%	0
<b>TOTAL REVENUE</b>	<b>5,976</b>	<b>5,146</b>	<b>16%</b>	<b>4,073</b>

## ENERGY, MINES AND RESOURCES

TRANSFER PAYMENTS (\$000'S)	2004-05 ESTIMATE	2003-04 FORECAST	% CHANGE	2002-03 ACTUAL
<b>CONTRIBUTIONS</b>				
<b>Corporate Services</b>				
Prior Years' Contributions	0	3	-100%	0
<b>Sustainable Resources</b>				
<b>Forestry</b>				
Yukon Forest Industry Association	10	25	-60%	58
NRCan, Canadian Forest Services	15	15	0%	0
Kaska Tribal Council	271	300	-10%	0
Prior Years' Contributions	0	0	0%	41
<b>Agriculture</b>				
Yukon Agricultural Association	15	15	0%	15
Prior Years' Contributions	0	204	-100%	42
<b>Energy and Corporate Policy</b>				
Utilities Consumers Group	3	3	0%	3
Prior Years' Contributions	0	450	-100%	22
<b>Oil and Gas and Mineral Resources</b>				
<b>Assessment and Abandoned Mines</b>				
Yukon First Nations for Reclamation of Type II Mines	4,640	2,775	67%	0
<b>Oil and Gas Development and Pipeline</b>				
Prior Years' Contributions	0	0	0%	181
<b>Oil and Gas Management</b>				
Kaska Tribal Council	50	150	-67%	0
Memorandum of Understanding (MOU) - various First Nations	50	10	400%	0
<b>Mineral Development</b>				
Klondike Placer Miners' Association	15	35	-57%	15
Yukon Chamber of Mines	45	45	0%	65
Yukon Placer Committee	57	57	0%	57
Mining Environment Research Group (MERG) related projects	25	25	0%	0
Prior Years' Contributions	0	110	-100%	5
<b>TOTAL TRANSFER PAYMENTS</b>	<b>5,196</b>	<b>4,222</b>	<b>23%</b>	<b>504</b>

This page left blank intentionally.