

JUSTICE

VOTE 08
DEPARTMENT OF JUSTICE

MINISTER

Hon. M. Horne

DEPUTY MINISTER

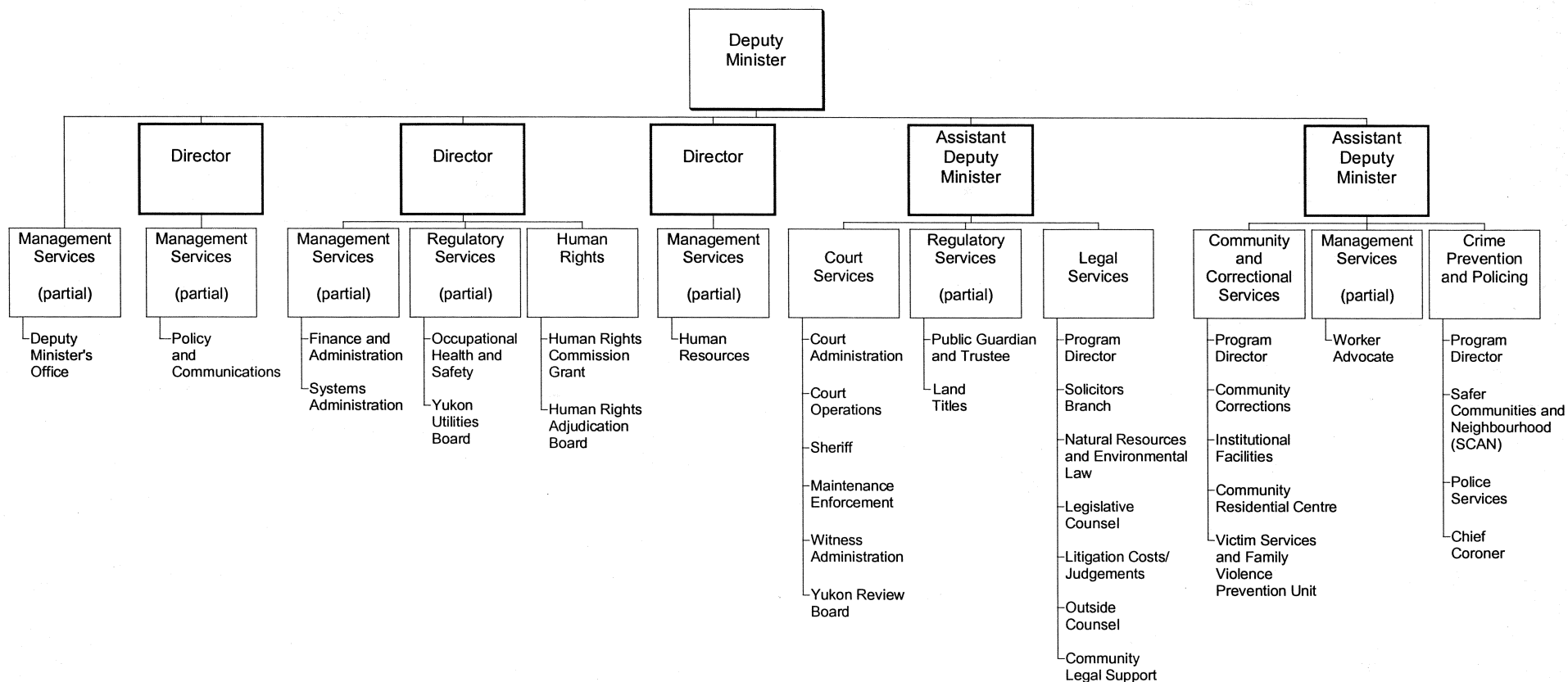
D. Cooley

DEPARTMENTAL OBJECTIVE

- The Yukon Department of Justice operates to:
 - enhance public confidence in, and respect for, the law and society;
 - promote an open and accessible system of justice that provides fair and equal services to all Yukon citizens;
 - ensure that the administration of justice operates for the benefit of all persons in Yukon;
 - work toward an effective and responsive correctional system to manage offenders in ways that promote rehabilitation and ensure public safety;
 - ensure that the Government of Yukon receives high quality and cost-effective legal services;
 - promote effective policing, crime prevention and community justice initiatives in our communities;
and
 - encourage respect for individual, collective and human rights.

DEPARTMENT OF JUSTICE

RELATIONSHIP BETWEEN ORGANIZATION AND PROGRAMS



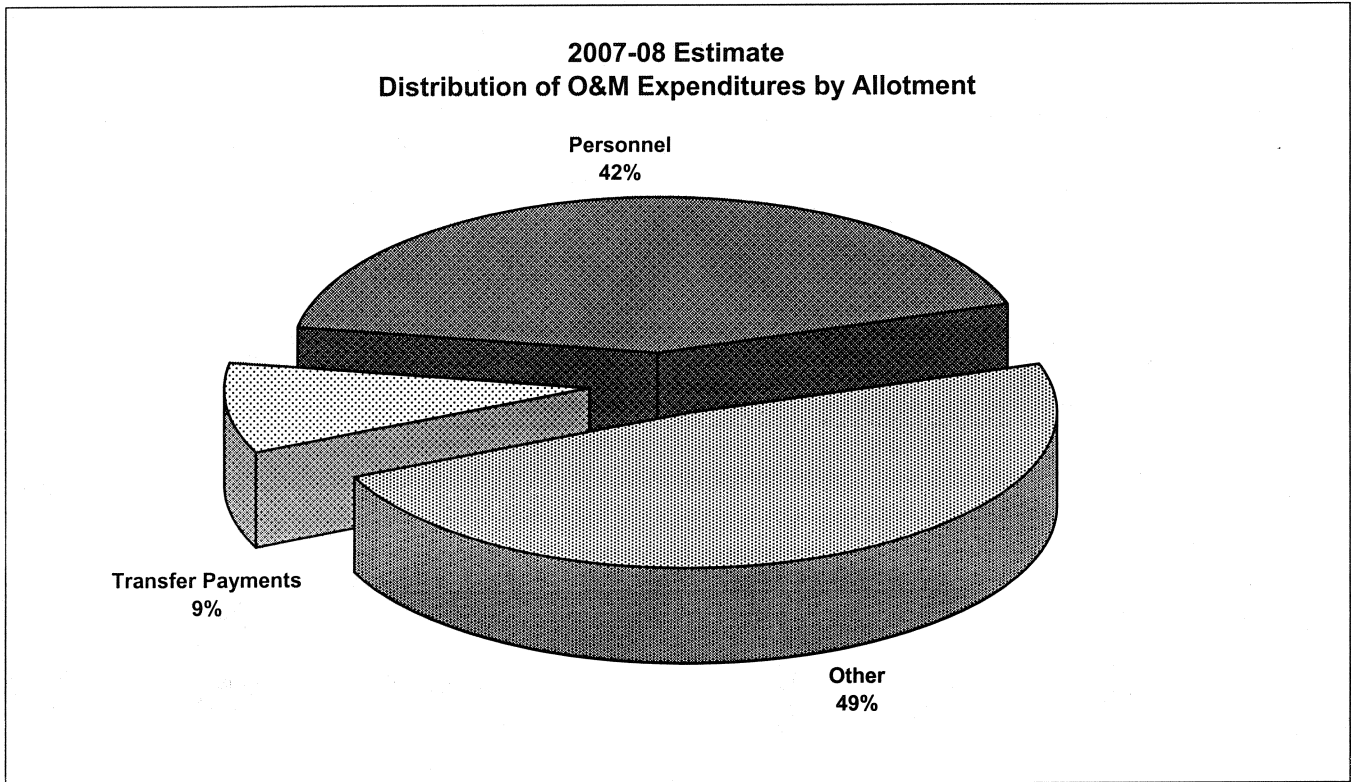
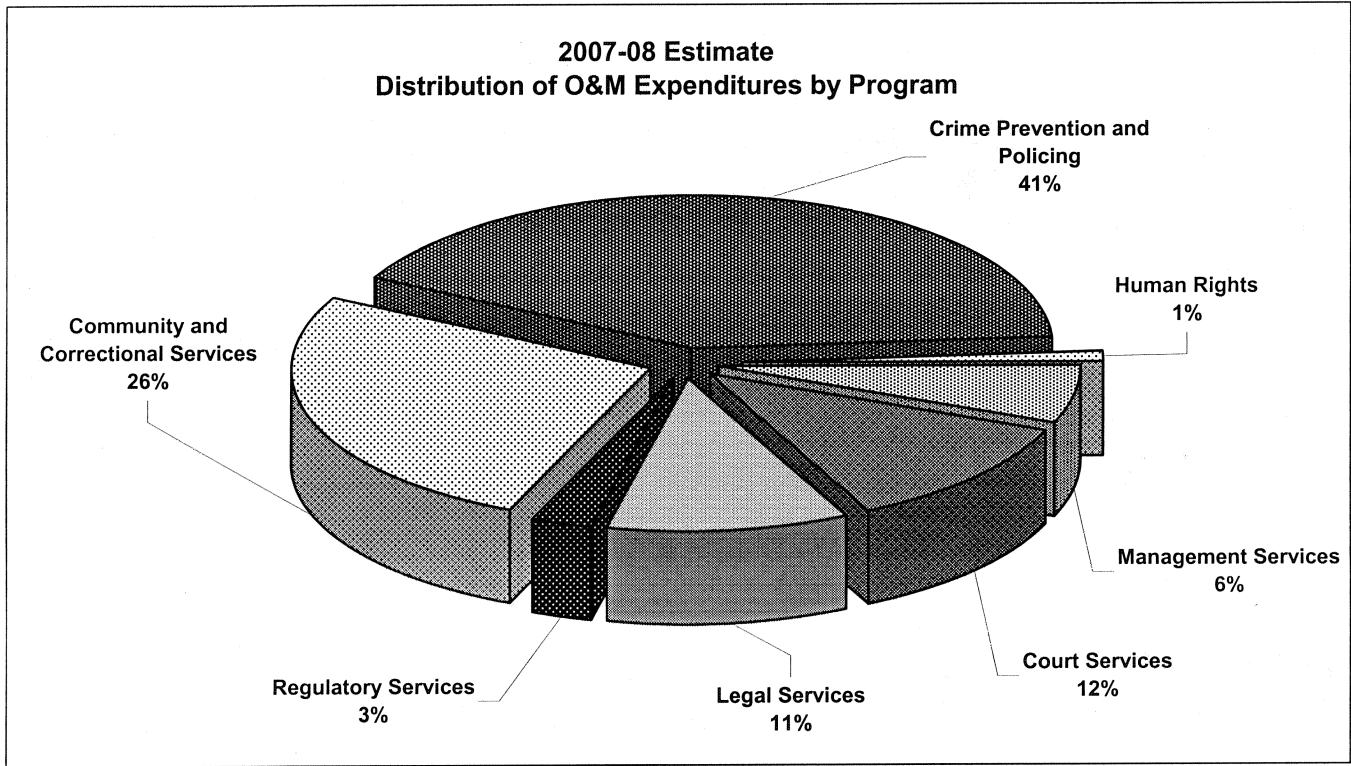
Note: Dark outlined boxes represent positions reporting directly to the Deputy Minister. Other boxes represent programs. Activities/elements are listed below the programs. Programs identified as "partial" represent responsibility for the program being shared by two or more positions reporting directly to the Deputy Minister.

**VOTE 08
DEPARTMENT OF JUSTICE**

FINANCIAL SUMMARY (\$000s)	2007-08 ESTIMATE	2006-07 FORECAST	% CHANGE	2005-06 ACTUAL
Operation and Maintenance Expenditures				
Management Services	2,670	2,548	5%	2,246
Court Services	4,988	4,988	0%	4,954
Legal Services	4,603	4,693	-2%	4,355
Regulatory Services	1,205	1,177	2%	1,325
Community and Correctional Services	11,255	10,778	4%	9,619
Crime Prevention and Policing	17,576	15,678	12%	15,315
Human Rights	489	489	0%	478
Total Operation and Maintenance Vote 08	42,786	40,351	6%	38,292
Amortization Expense	728	730	0%	562
Revenues				
Taxes and General Revenues	660	688	-4%	648
Third-Party Recoveries	565	501	13%	558
Recoveries from Canada	1,679	1,896	-11%	1,607
Total Revenues	2,904	3,085	-6%	2,813
Allotments				
Personnel	18,103	17,747	2%	16,598
Other	20,676	18,770	10%	18,049
Transfer Payments	4,007	3,834	5%	3,645
Total Allotments	42,786	40,351	6%	38,292

Note:
Restated 2005-06 Actual to be consistent with the 2006-07 Forecast and 2007-08 Estimate presentation.

VOTE 08
DEPARTMENT OF JUSTICE



JUSTICE

MANAGEMENT SERVICES

PROGRAM OBJECTIVES

- To assist and support appropriate and consistent departmental policy and program delivery through the provision of planning, analysis, information and communications, as well as financial, human, and physical resource management to program branches.
- To maintain and support a worker advocate program that assists injured workers.

O&M EXPENDITURES (\$000s)	2007-08 ESTIMATE	2006-07 FORECAST	% CHANGE	2005-06 ACTUAL
Activity				
Management Services	2,670	2,548	5%	2,246
Total Management Services	2,670	2,548	5%	2,246
Allotments				
Personnel	2,153	2,116	2%	1,924
Other	517	432	20%	322
Transfer Payments	0	0	0%	0
Total Allotments	2,670	2,548	5%	2,246

JUSTICE

COURT SERVICES

PROGRAM OBJECTIVES

- To enhance and facilitate the integrity and efficient operation of the court system through the provision of administrative, enforcement and support services to the courts, and other participants in judicial processes.
- To enforce court orders to ensure that child maintenance payments are received and support payments are issued.
- To enforce court orders, provide jury management, serve civil and criminal documents, and provide security for courts, the public, judiciary and court services staff.

O&M EXPENDITURES (\$000s)	2007-08 ESTIMATE	2006-07 FORECAST	% CHANGE	2005-06 ACTUAL
Activities				
Court Administration	754	825	-9%	721
Court Operations	3,348	3,280	2%	3,310
Sheriff	270	277	-3%	310
Maintenance Enforcement	443	433	2%	443
Witness Administration	135	135	0%	136
Yukon Review Board	38	38	0%	34
Total Court Services	4,988	4,988	0%	4,954
Allotments				
Personnel	3,691	3,631	2%	3,673
Other	1,297	1,357	-4%	1,281
Transfer Payments	0	0	0%	0
Total Allotments	4,988	4,988	0%	4,954

JUSTICE

COURT SERVICES

STATISTICS

	2007-08 ESTIMATE	2006-07 FORECAST	% CHANGE	2005-06 ACTUAL
Supreme Court				
Civil Files Opened (#)	500	500	0%	524
Civil Documents Filed (#)	7,000	7,000	0%	7,137
Summary Conviction Appeals (#)*	10	10	0%	7
Court of Appeal				
Files Opened (#)	25	25	0%	25
Appeal Documents Filed (#)	350	350	0%	316
Federal Court of Canada Files				
Files Opened (#)	10	8	25%	7
Federal Documents Filed (#)	60	50	20%	52
Territorial Court				
Civil Files Opened (#)	125	125	0%	128
Civil Documents Filed (#)	1,250	1,250	0%	1,295
Adult Charges Laid (#)	3,000	2,880	4%	2,668
Young Offender Charges Laid (#)	400	430	-7%	283
S.C.O.T.** Tickets (Adult and Youth)	3,000	2,800	7%	2,848
Territorial Applications	75	70	7%	76
Small Claims Court				
Files Opened (#)	250	250	0%	202
Documents Filed (#)	3,000	3,000	0%	2,444
Witness Administration				
Witnesses (#)	625	625	0%	636
Maintenance Enforcement Program				
Files Opened (#)	90	85	6%	96
Files Active (#)	610	600	2%	582
Sheriff				
Documents Served (#)	400	354	13%	448
Seizures of Goods and Chattels (#)	80	80	0%	57
Judge and Jury Trials (#)	8	2	300%	9
Jurors Served (#)	3,500	800	338%	3,200

* Included in Total Civil Files opened.

** Summary Conviction Ordinance Tickets.

JUSTICE

LEGAL SERVICES

PROGRAM OBJECTIVES

- To ensure that the Minister of Justice and Cabinet receive timely and effective legal advice.
- To ensure that a comprehensive range of legal services is provided to government departments, including representation before all courts and tribunals in civil and criminal matters, legislative drafting in both official languages and advice on a wide variety of matters.
- To provide community legal support through funding to the Yukon Legal Services Society, the Aboriginal Courtworker Program, and the Yukon Public Legal Education Association.

O&M EXPENDITURES (\$000s)	2007-08 ESTIMATE	2006-07 FORECAST	% CHANGE	2005-06 ACTUAL
Activities				
Program Director	253	289	-12%	296
Solicitors Branch	1,363	1,430	-5%	1,218
Natural Resources and Environmental Law	335	328	2%	300
Legislative Counsel	574	553	4%	530
Litigation Costs/Judgements	6	6	0%	5
Outside Counsel	74	89	-17%	70
Community Legal Support	1,998	1,998	0%	1,936
Total Legal Services	4,603	4,693	-2%	4,355
Allotments				
Personnel	2,390	2,430	-2%	2,194
Other	215	265	-19%	225
Transfer Payments	1,998	1,998	0%	1,936
Total Allotments	4,603	4,693	-2%	4,355

JUSTICE

REGULATORY SERVICES

PROGRAM OBJECTIVES

- To administer estates of Yukoners who die where a legal representative has not assumed responsibility; to act as trustee of the estates of minor children, mentally incompetent persons, and missing persons; and to protect the rights and interests of minor children.
- To serve as the court-appointed guardian for incapable adults, where there is no-one else able to do so, and investigate allegations of financial abuse of vulnerable adults.
- To administer a land titles system within Yukon.
- To provide funds for the operation of the Yukon Utilities Board as provided for in the *Public Utilities Act*.
- To provide funds to the Workers' Compensation Health and Safety Board (WCHSB) to support the provision of mine safety services.

O&M EXPENDITURES (\$000s)	2007-08 ESTIMATE	2006-07 FORECAST	% CHANGE	2005-06 ACTUAL
Activities				
Occupational Health and Safety	330	330	0%	330
Public Guardian and Trustee	290	268	8%	314
Land Titles	405	399	2%	426
Yukon Utilities Board	180	180	0%	255
Total Regulatory Services	1,205	1,177	2%	1,325
Allotments				
Personnel	611	603	1%	648
Other	164	144	14%	347
Transfer Payments	430	430	0%	330
Total Allotments	1,205	1,177	2%	1,325

JUSTICE

REGULATORY SERVICES Public Guardian and Trustee

STATISTICS

- To protect the legal rights and financial interests of children.
- To act as guardian of last resort for adults who require financial and personal decision making.
- To administer the estates of deceased and missing persons where there is no one else to do so.
- To investigate financial abuse on referral from a Designated Agency.

	2007-08 ESTIMATE	2006-07 FORECAST	% CHANGE	2005-06 ACTUAL
Minor Children (#)	30	38	-21%	31
Estate Files Opened in Period (#)	1	1	0%	0
Total Estate Files Open (#)*	40	76	-47%	147
Official Guardian Files (#)	75	112	-33%	94
Private Guardianship Applications (#)	12	11	9%	6
Guardianship and Pending Applications (#)	10	5	100%	2
Financial Abuse (#)	10	1	900%	0
Temporary Guardianship Applications (#)	8	3	167%	1
Litigation Guardianship (#)	1	1	0%	0
Statutory Guardianship (#)	2	0	100%	0
Public Guardian and Trustee Fees (\$) **	40,000	82,000	-51%	4,021
Funds in Trust at March 31, 2006				
Savings (\$)	487,347			
Guaranteed Investment Certificates (\$)	249,015			

* Total Minor Children included in Total Estate Files Open.

** Reduction due to files being closed

JUSTICE

REGULATORY SERVICES Land Titles

STATISTICS

- To provide a guaranteed, accurate title of land and any interests registered against it under the Torrens System of Land.
- To ensure the integrity of the titles, all documents and survey plans are examined and registered in the Land Titles Office.

	2007-08 ESTIMATE	2006-07 FORECAST	% CHANGE	2005-06 ACTUAL
Land Titles Registered (#)	1,500	1,450	3%	1,452
Condominium Titles Registered (#)	170	170	0%	276
Road Titles Registered (#)	5	8	-38%	11
Survey Plans Registered - Land (#)	180	173	4%	198
Survey Plans Registered - Condominium (#)	10	10	0%	11
Transfers Registered (#) *	1,700	1,650	3%	1,739
Mortgages Registered (#)	1,600	1,600	0%	1,507
Caveats Registered (#)	150	150	0%	158
Miscellaneous Documents Registered (#) **	1,500	1,347	11%	2,256
Total Documents Registered (#)	6,815	6,558	4%	7,608
Parcel Files Created (#)	300	270	11%	311
Condominium Files Created (#)	80	50	60%	109
Certificates of Search (#) ***	6,200	6,100	2%	7,129
General Registry Certificates (#)	1,800	1,700	6%	1,931
Photocopies (#) ****	49,000	48,000	2%	56,405

* One Transfer Document may create several Certificates of Title, such as Enlargements.

** Discharges, Name Changes, Writs of Seizure and Sale, Power of Attorney, etc.

*** Certified True Copies of Certificates of Title.

**** Certificates of Title, Instruments, Historical Searches, Survey Parcels, etc.

JUSTICE

COMMUNITY AND CORRECTIONAL SERVICES

PROGRAM OBJECTIVES

- To contribute to the protection of society and the health of communities and individuals by providing community and institutional based opportunities for healing and reparation.
- To provide programs and services for offenders that address their needs and risks in order to achieve a goal of a safe integration into communities as law-abiding citizens.
- To support victims and provide programs and services for preventing and responding to family violence.

O&M EXPENDITURES (\$000s)	2007-08 ESTIMATE	2006-07 FORECAST	% CHANGE	2005-06 ACTUAL
Activities				
Program Director	1,016	916	11%	275
Community Corrections	1,433	1,342	7%	1,409
Institutional Facilities	6,598	6,459	2%	6,189
Community Residential Centre	450	450	0%	408
Victim Services and Family Violence Prevention Unit	1,758	1,611	9%	1,338
Total Community and Correctional Services	11,255	10,778	4%	9,619
Allotments				
Personnel	8,342	8,187	2%	7,506
Other	2,342	2,141	9%	1,670
Transfer Payments	571	450	27%	443
Total Allotments	11,255	10,778	4%	9,619

JUSTICE

COMMUNITY AND CORRECTIONAL SERVICES Community Corrections

STATISTICS

- Community Corrections administers community based corrections programs. These programs enable the courts to consider a range of alternatives to imprisonment in the sentencing process. They are designed primarily for low risk offenders who present minimal danger to the public at the time of sentencing, or for offenders for whom it has been determined risk can be managed in a community setting.

	2007-08 ESTIMATE	2006-07 FORECAST	% CHANGE	2005-06 ACTUAL
Probation				
Average Offender Count (#) *	600	563	7%	544
New Admissions (#)	725	700	4%	675
Pre-Sentence Reports (#) **	575	522	10%	562
Fine Option Program (#)	20	20	0%	23
Conditional Sentences (#)	100	88	14%	95

* Based on average monthly counts.

** Includes both Pre-Sentence and Bail Supervision Reports (court driven).

JUSTICE

COMMUNITY AND CORRECTIONAL SERVICES Institutional Facilities Whitehorse Correctional Centre

STATISTICS

- The Whitehorse Correctional Centre is a medium security correctional facility for adult men and women. The centre accommodates inmates serving sentences of less than two years.

	2007-08 ESTIMATE	2006-07 FORECAST	% CHANGE	2005-06 ACTUAL
Yukon Adults Average Daily Inmate Cost				
Daily Costs (\$)	340	342	-1%	298
Total Days Stay (#)	20,000	18,900	6%	20,801
Average Offenders on Register and Actual, by Inmate Status				
On Register (#)	55	52	6%	57
Sentenced (#)	24	23	4%	26
Remand (#)	30	29	3%	31
Total Admissions				
Sentenced Admissions (#)	200	203	-1%	202
Remand Admissions (#)	400	412	-3%	398

JUSTICE

COMMUNITY AND CORRECTIONAL SERVICES Victim Services and Family Violence Prevention Unit Spousal Abuse Program

STATISTICS

- Individual and group counselling and support services are provided for perpetrators of spousal abuse. Men and women undergo an assessment process and are then provided services as outlined in the case plan and assessment.
- The program is a court driven treatment program, therefore the numbers are directly influenced by disclosures, charges and sentencing practices.

	2007-08 ESTIMATE	2006-07 FORECAST	% CHANGE	2005-06 ACTUAL
New male clients	139	139	0%	129
Male client carry over	110	110	0%	100
Total	249	249	0%	229
New Female clients	33	33	0%	32
Female client carry over	30	30	0%	27
Total	63	63	0%	59
Community Assessments (#)	42	42	0%	40
Number of men's group sessions	180	180	0%	250
Number of women's group sessions	83	83	0%	56
Court or Parole Referrals (#)	147	147	0%	83
Partners assessed (#)	49	49	0%	48
Training to Other Service Providers - in hours (#)	72 hrs	72 hrs	0%	70 hrs

2005-06 Assessments by Community

Atlin, B. C.	1
Beaver Creek	1
Burwash	0
Carcross	5
Carmacks	2
Dawson City	3
Haines Junction	0
Faro	1
Mayo	1
Old Crow	3
Pelly/Stewart	2
Ross River	1
Teslin	2
Watson Lake	18
Total	40

JUSTICE

COMMUNITY AND CORRECTIONAL SERVICES Victim Services and Family Violence Prevention Unit Victim Services

STATISTICS

- In cooperation with the RCMP, the program offers services to ensure victimized persons in the Yukon receive support, information, advocacy, and appropriate referral to specialized agencies in order to limit the effect of their crisis and return their life to a desired degree of stability.

	2007-08 ESTIMATE	2006-07 FORECAST	% CHANGE	2005-06 ACTUAL
File Profile (#)				
Case Files Opened	350	350	0%	319
Files Carried Over	75	75	0%	75
Active Parole Files	10	10	0%	12
Short Service Contracts	190	190	0%	193
Total Number of File Contact	625	625	0%	599
Client Profile (#)				
Total Number of Clients Served	937	937	0%	899
Female	85%	85%	n/a	82%
Male	15%	15%	n/a	18%
First Nations	65%	65%	n/a	61%
Non-First Nations	35%	35%	n/a	39%
Case Profile (#)				
Family Violence Prevention Act (FVPA)	8%	8%	n/a	6%
Spousal Assaults (All levels)	75%	75%	n/a	72%
Sexual Assaults	12%	12%	n/a	16%
Other (Homocide, Kidnapping)	3%	3%	n/a	4%
Information	2%	2%	n/a	2%
Total Case Profile	100%	100%	n/a	100%
Community Outreach (#)				
Whitehorse Files	387	387	0%	302
Watson Lake (Sub Office)	120	120	0%	180
Dawson City	70	70	0%	68
Other Yukon Community Files	25	25	0%	23
Outside Yukon Files	23	23	0%	26

Note:

The files carried over is not as large as previous years because more of the longer term clients are going into the Women's Program which is long-term counselling.

JUSTICE

COMMUNITY AND CORRECTIONAL SERVICES Victim Services and Family Violence Prevention Unit Sexual Offender Risk Management Program

STATISTICS

- The Sexual Offender Risk Management Program is a comprehensive approach to treating and monitoring sexual offenders in the Yukon Territory. It combines cognitive behavioural treatment with a monitoring and supervision component in order to minimize the risk of re-offence. Group treatment is the preferred treatment modality as it shows the best promise for reducing recidivism. Individual counseling is available in some circumstances and in accordance with a psychological and risk assessment and an overall case plan.

	2007-08 ESTIMATE	2006-07 FORECAST	% CHANGE	2005-06 ACTUAL
New clients (#)	20	22	-9%	27
Carry Forward Male clients (#)	30	30	0%	23
Total	50	52	-4%	50
Community Assessments (#) *	20	10	100%	13
Community Visits (#)	30	30	0%	24
Number of Group Sessions (#)	90	92	-2%	69
Number of Psychological Assessments	20	24	-17%	23

2005-06 Assessments by Community

Atlin, B. C.	1
Burwash	0
Carcross/Tagish	3
Carmacks	2
Dawson City	1
Haines Junction	0
Mayo	0
Old Crow	0
Pelly/Stewart	1
Ross River	1
Teslin	2
Watson Lake	2
Total	13

* All assessments are court driven.

JUSTICE

COMMUNITY AND CORRECTIONAL SERVICES Victim Services and Family Violence Prevention Unit Women's Program

STATISTICS

- Programs provided for women include: the Support Group for Women in abusive relationships, Drop-In support Group, individual counselling for victims of spousal abuse, advocacy and support services and case management with the Spousal Abuse Program.

	2007-08 ESTIMATE	2006-07 FORECAST	% CHANGE	2005-06 ACTUAL
Client Contact:				
New files opened	87	87	0%	69
Files carried over **	117	117	0%	74
Total Client Contact	204	204	0%	143
File Profile:				
Spousal Assault	177	177	0%	116
Trauma	23	23	0%	17
Other (sexual assault, family crisis)	4	4	0%	10
Service Provided				
Individual Counselling (#)	204	204	0%	143
Court Support (#) *	18	18	0%	12
Specialized Group (#) *	8	8	0%	8
Support Group (#)	20	20	0%	20
Community Files				
Whitehorse (#)	156	156	0%	101
Other Communities (#)	48	48	0%	42
Workshops/Presentations (Teen Parent Centre, College, Communities)	14	14	0%	12

* Co-facilitating groups with other non-government agencies, the Child Abuse Treatment Centre (CATC) and Whole Life Child Project.

** The files carried over numbers are high because the Women's Program offers long term support and counselling and clients are connected for several years at times.

The 2005-06 actuals are lower because of staff changes and the training of new staff members.

JUSTICE

CRIME PREVENTION AND POLICING

PROGRAM OBJECTIVES

- To promote public awareness, safety and respect for the law through effective policing and community justice initiatives, and to promote safer communities and improve the quality of life in Yukon.
- To investigate all sudden and unnatural deaths in order to clarify the facts, focus attention on preventable deaths and protect public health and safety.

O&M EXPENDITURES (\$000s)	2007-08 ESTIMATE	2006-07 FORECAST	% CHANGE	2005-06 ACTUAL
Activities				
Program Director	1,442	1,232	17%	1,210
Safer Communities and Neighbourhoods (SCAN)	357	188	90%	0
Police Services	15,518	13,996	11%	13,882
Chief Coroner	259	262	-1%	223
Total Crime Prevention and Policing	17,576	15,678	12%	15,315
Allotments				
Personnel	916	780	17%	653
Other	16,103	14,393	12%	14,177
Transfer Payments	557	505	10%	485
Total Allotments	17,576	15,678	12%	15,315

JUSTICE

CRIME PREVENTION AND POLICING Police Services

STATISTICS

- The Royal Canadian Mounted Police (RCMP) in the Yukon ("M" Division) provides cost-shared territorial policing services to all areas and people of the Yukon under an agreement signed by the Solicitor General of Canada, the Commissioner of the Yukon and the Yukon Minister of Justice.

	2006 FORECAST	2005 ACTUAL	2004 ACTUAL
Criminal Code Offenders (#) *			
Crimes Against Persons	1,515	1,275	1,315
Crimes Against Property	4,008	3,916	3,606
Other Criminal Code Offences	2,536	2,555	3,114
	<u>8,059</u>	<u>7,746</u>	<u>8,035</u>

Impaired Driving - Incidents (#) *

- The following figures include driving while impaired, refusing breath/blood tests, refusing roadside screening, driving with more than 80 mgs. of alcohol in blood, impaired driving causing bodily harm, and impaired driving causing death.

Impaired Driving	<u>370</u>	<u>402</u>	<u>409</u>
------------------	------------	------------	------------

* These are the total number of incidents reported to the Royal Canadian Mounted Police (RCMP).

JUSTICE

CRIME PREVENTION AND POLICING Chief Coroner

STATISTICS

- To investigate, for the public, unexpected and sudden deaths, and to recommend changes to prevent similar deaths.
- To focus attention on preventable deaths and the public's health and safety.

	2007-08 ESTIMATE	2006-07 FORECAST	% CHANGE	2005-06 ACTUAL
Case Work (#)				
Coroner's Cases	53	52	2%	54
Autopsies	28	28	0%	26
Inquests	0	0	0%	2
Judgements of Inquiry	9	11	-18%	8
Manner of Death (#)				
Natural	27	26	4%	28
Suicide	4	4	0%	4
Homicide	1	0	100%	1
Accident	20	18	11%	21
Undetermined	1	4	-75%	0
Total Coroner's Cases	53	52	2%	54

JUSTICE

HUMAN RIGHTS

PROGRAM OBJECTIVE

- To provide funds for the operation of the Human Rights Commission and the Panel of Adjudicators as provided for in the *Human Rights Act*.

O&M EXPENDITURES (\$000s)	2007-08 ESTIMATE	2006-07 FORECAST	% CHANGE	2005-06 ACTUAL
Activities				
Human Rights Commission Grant	451	451	0%	451
Human Rights Adjudication Board	38	38	0%	27
Total Human Rights	489	489	0%	478
Allotments				
Personnel	0	0	0%	0
Other	38	38	0%	27
Transfer Payments	451	451	0%	451
Total Allotments	489	489	0%	478

JUSTICE

REVENUES (\$000s)	2007-08 ESTIMATE	2006-07 FORECAST	% CHANGE	2005-06 ACTUAL
TAXES AND GENERAL REVENUES				
Court Services				
Fines - Territorial Court	400	400	0%	379
Sheriff's Office	20	20	0%	32
Regulatory Services				
Public Guardian and Trustee Fees	40	82	-51%	4
Land Titles Fees	200	186	8%	233
Total Taxes and General Revenues	660	688	-4%	648
THIRD-PARTY RECOVERIES				
Management Services				
Worker Advocate	451	387	17%	382
Court Services				
Witness Program - Videoconferencing	4	4	0%	6
Legal Services				
Prior Years' Recoveries	0	0	0%	2
Regulatory Services				
Public Utilities Board Hearings	100	100	0%	158
Community and Correctional Services				
Outreach Worker - Province of British Columbia	10	10	0%	10
Total Third-Party Recoveries	565	501	13%	558

JUSTICE

REVENUES (\$000s)	2007-08 ESTIMATE	2006-07 FORECAST	% CHANGE	2005-06 ACTUAL
RECOVERIES FROM CANADA				
Management Services				
Prior Years' Recoveries	0	47	-100%	14
Court Services				
Child Support Guidelines	207	157	32%	173
Prior Years' Recoveries	0	110	-100%	10
Legal Services				
Legal Aid	864	864	0%	864
Aboriginal Courtworker Program	158	158	0%	158
Yukon Public Legal Education				
Association (YPLEA)	70	70	0%	70
Prior Years' Recoveries	0	35	-100%	10
Community and Correctional Services				
Institutional Facilities	10	10	0%	7
Parole Supervision	70	70	0%	70
Justice Canada				
- Outreach Workers	50	50	0%	20
- Counselling for Kids	50	50	0%	0
Community Court				
- National Crime Prevention				
Centre (NCP)	200	167	20%	0
Prior Years' Recoveries	0	13	-100%	25
Crime Prevention and Policing				
Prior Years' Recoveries	0	95	-100%	186
Total Recoveries from Canada	1,679	1,896	-11%	1,607
TOTAL REVENUES	2,904	3,085	-6%	2,813

JUSTICE

TRANSFER PAYMENTS (\$000s)	2007-08 ESTIMATE	2006-07 FORECAST	%	2005-06 ACTUAL
			CHANGE	
GRANTS				
Regulatory Services				
Yukon Workers' Compensation Health and Safety Board	330	330	0%	330
Community and Correctional Services				
Institutional Facilities Inmate Allowance	50	50	0%	44
Human Rights				
Human Rights Commission *	451	451	0%	451
Total Grants	831	831	0%	825
* Paid under Authority of Legislation				
CONTRIBUTIONS				
Legal Services				
Yukon Legal Services Society (Legal Aid)	1,592	1,592	0%	1,510
Aboriginal Courtworker Program	321	321	0%	362
Yukon Public Legal Education Association (YPLEA)	85	85	0%	64
Regulatory Services				
Yukon Utilities Board	100	100	0%	0
Community and Correctional Services				
Council of Yukon First Nations (CYFN)	121	0	100%	0
Community Residential Centre (Salvation Army)	400	400	0%	399
Crime Prevention and Policing				
Youth Leadership Program	168	168	0%	168
Community Justice Projects	307	307	0%	309
RCMP Summer Student Program	77	25	208%	0
Police Board Funding	5	5	0%	0
Prior Years' Contributions	0	0	0%	8
Total Contributions	3,176	3,003	6%	2,820
TOTAL TRANSFER PAYMENTS	4,007	3,834	5%	3,645