

# YUKON TOURISM VISITATION REPORT

FEBRUARY 2014

February

8,400

An estimated 8,400 people visited Yukon in February 2014. This represents a decrease of 600 people or -7% compared to February 2013.

Year to Date

17,400

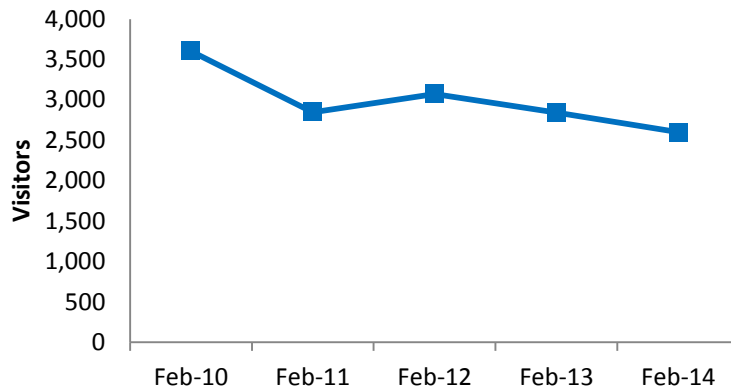
An estimated 17,400 people visited Yukon from January to February 2014. This represents a decrease of 600 people or -3% compared to the same period last year.

The Yukon Visitor Tracking Program (YVTP) is a volumetric model that estimates the number of people that visit Yukon on a monthly basis. The model includes visitors entering Yukon via highway, train, and air; the model does not include Yukon residents.



## YUKON TOURISM INDICATORS:

**Canada Border Crossing  
Five Year Trend**



### February Border Crossings

A total of 2,601 people entered Yukon through Canada Border Services Agency's border crossings in February. This represents a decrease of 241 people or -8% compared to February, 2013.

Source: Canadian Border Services Agency

Total People				
February	2013	2014	+/- change	% change
Private Vehicle	2,805	2,540	-265	-9%
Motorcoach	17	20	3	18%
Air	20	41	21	105%
<b>TOTALS</b>	<b>2,842</b>	<b>2,601</b>	<b>-241</b>	<b>-8%</b>
US	1,835	1,663	-189	-10%
Canada	955	859	-96	-10%
Others	52	79	24	46%

### Total—February

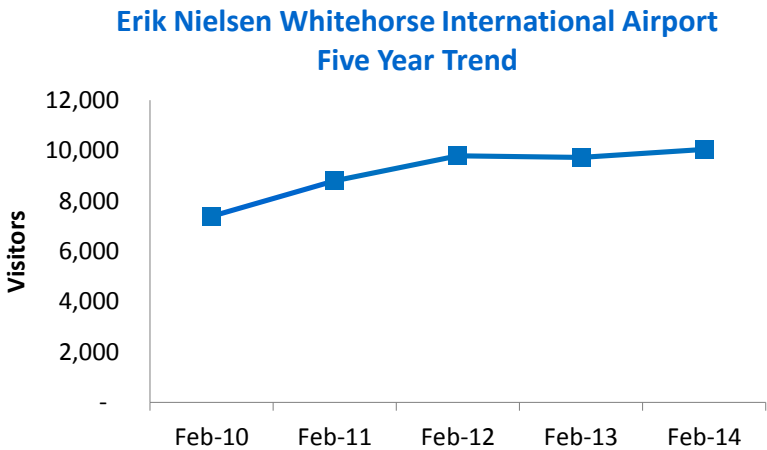
A total of 2,601 people entered Yukon through Canada Border Services Agency's border crossings in February. This represents a decrease of 241 people or -8% compared to February, 2013. An increase was experienced in motorcoach (up 3 people or +18%) and air (up 21 people or +105%). A decrease was experienced in private vehicle (down 265 people or -9%). By origin, an increase was experienced by Others (up 24 people or +46%). Decreases were experienced for US (down 189 people or -10%) and Canada (down 96 people or -10%).

Year to Date				
February	2013	2014	+/- change	% change
Private Vehicle	5,221	5,132	-89	-2%
Motorcoach	71	20	-51	-72%
Air	40	41	1	3%
<b>TOTALS</b>	<b>5,332</b>	<b>5,193</b>	<b>-139</b>	<b>-3%</b>
US	3,482	3,390	-107	-3%
Canada	1,763	1,693	-70	-4%
Others	87	112	22	25%

### Year to Date

Year to date (January to February), a total of 5,193 people entered Yukon through Canada Border Services Agency's border crossings. This represents a decrease of 139 people or -3% compared to January to February, 2013.

YUKON TOURISM INDICATORS:



**Erik Nielsen Whitehorse International Airport Arrivals**

A total of 10,043 passengers deplaned at the Erik Nielsen Whitehorse International Airport in February. This represents an increase of 318 passengers or +3% compared to February 2013.

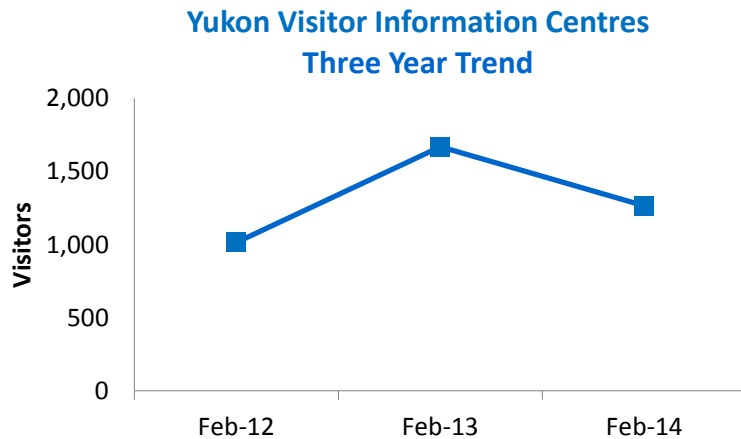
Source: Department of Highways and Public Works

Erik Nielsen Whitehorse International Arrivals				
February	2013	2014	+/- change	% change
Arrivals	9,725	10,043	318	3%
Year to Date	2013	2014	+/- change	% change
Arrivals	19,121	19,836	715	4%

**Erik Nielsen Whitehorse International Airport Arrivals**

Year to date (January to February), a total of 19,836 passengers deplaned at the Erik Nielsen Whitehorse International Airport. This represents an increase of 715 people or +4% compared to January to February, 2013.

## YUKON TOURISM INDICATORS:



### Yukon Visitor Information Centre Statistics

A total of 1,266 people visited Yukon's seven Visitor Information Centres in February. This represents a decrease of 404 people or -24% compared to February, 2013.

Source: Department of Tourism and Culture

Yukon Visitor Information Centres				
February	2013	2014	+/- change	% change
Whitehorse	1,670	1,266	-404	-24%
Year to Date	2013	2014	+/- change	% change
Arrivals	3,115	2,183	-932	-30%

### Yukon Visitor Information Centre Statistics

A decrease was experienced in Whitehorse (down 404 people or -24%) compared to February, 2013.

Year to date a decrease was experienced in Yukon Visitor Information Centres (down 932 people or -30%) compared to January to February, 2013.

## Border Crossing Details

Private Vehicle				
February	2013	2014	+/- change	% change
US	1,835	1,626	-209	-11%
Canada	918	838	-80	-9%
Others	52	76	24	46%
<b>TOTAL</b>	<b>2,805</b>	<b>2,540</b>	<b>-265</b>	<b>-9%</b>

Motorcoach				
February	2013	2014	+/- change	% change
US	-	20	20	
Canada	17	-	-17	-100%
Others	-	-	0	
<b>TOTAL</b>	<b>17</b>	<b>20</b>	<b>3</b>	<b>18%</b>

International Air				
February	2013	2014	+/- change	% change
US	4	17	13	325%
Canada	36	21	-15	-42%
Others	-	3	3	
<b>TOTAL</b>	<b>40</b>	<b>41</b>	<b>1</b>	<b>3%</b>

Sameday Visit				
February	2013	2014	+/- change	% change
Private Vehicle	762	671	-91	-12%
Motorcoach	-	20	20	0%
Air	-	-	-	0%
<b>TOTALS</b>	<b>762</b>	<b>691</b>	<b>-71</b>	<b>-9%</b>
US	752	689	-63	-8%
Others	10	2	-8	-80%

Multiple Night Visit				
February	2013	2014	+/- change	% change
Private Vehicle	1,125	1,031	-94	-8%
Motorcoach	-	-	-	-
Air	4	20	16	400%
<b>TOTALS</b>	<b>1,129</b>	<b>1,051</b>	<b>-78</b>	<b>-7%</b>
US	1,087	974	-113	-10%
Others	42	77	35	83%

Note: Canada figures include Yukon residents

### Private Vehicle

Decreases were experienced in private vehicle (down 265 people or -9%) compared to February 2013. By origin, an increase was experienced by Others (up 24 people or +46%). Decreases were experienced by US (down 209 people or -11%) and Canada (down 80 people or -9%).

*Private Vehicle: automobile, cycle, and pedestrian.*

### Motorcoach

Increases were experienced in motorcoach (up 3 people or +18%) compared to February 2013. By origin, an increase was experienced by US (up 20 people). A decrease was experienced by Canada (down 17 people or -100%). Others remained at zero people.

### International Air

Increases were experienced in air (up 1 person or +3%) compared to February 2013. By origin, increases were experienced by US (up 13 people or +325%) and Others (up 3 people). A decrease was experienced by Canada (down 15 people or -42%).

### Sameday Visit

A total of 691 sameday visitors entered Yukon through Canada Border Services Agency's border crossings in February. An increase was experienced in motorcoach (up 20 people). A decrease was experienced in private vehicle (down 91 people or -12%). By origin, decreases were experienced by US (down 63 people or -8%) and Others (down 8 people or -80%).

### Multiple Night Visit

A total of 1,051 multiple night visitors entered Yukon through Canada Border Services Agency's border crossings in February. An increase was experienced in air (up 16 people or +400%). A decrease was experienced in private vehicle (down 94 people or -8%). By origin, an increase was experienced by Others (up 35 people or +83%) and a decrease was experienced by US (down 113 people or -10%).

## Border Crossing Details

Port of Entry - February				
February	2013	2014	+/- change	% change
Beaver Creek	1,239	1,043	-196	-16%
Fraser	967	935	-32	-3%
Little Gold	-	-	0	
Pleasant	552	582	30	5%
Dawson City (Air)	74	31	-43	-58%
Whitehorse (Air)	10	10		
<b>TOTAL</b>	<b>2,842</b>	<b>2,601</b>	<b>-241</b>	<b>-8%</b>

### Port of Entry—February

An increase was experienced at Pleasant (up 30 people or +5%). Decreases were experienced at Beaver Creek (down 196 people or -16%), Fraser (down 32 people or -3%), and Dawson City port (down 43 people or -58%). Whitehorse airport remained at 10 people. Little Gold was closed.

Port of Entry - Year to Date				
	2013	2014	+/- change	% change
Beaver Creek	2,417	2,135	-282	-12%
Fraser	1,705	1,711	6	0%
Little Gold	-	-	0	
Pleasant	1,106	1,306	200	18%
Dawson City (Air)	74	31	-43	-58%
Whitehorse (Air)	30	10	-20	-67%
<b>TOTAL</b>	<b>5,332</b>	<b>5,193</b>	<b>-139</b>	<b>-3%</b>

### Port of Entry—Year to Date

Year to date (January to February) increases were experienced at Fraser (up 6 people) and Pleasant (up 200 people or +18%). Decreases were experienced at Beaver Creek (down 282 people or -12%), Dawson City port (down 43 people or -58%) and Whitehorse airport (down 20 people or -67%). Little Gold was closed.

Note: Canada figures include Yukon residents