

FINANCE

VOTE 12
DEPARTMENT OF FINANCE

MINISTER

Hon. D. Fentie

DEPUTY MINISTER

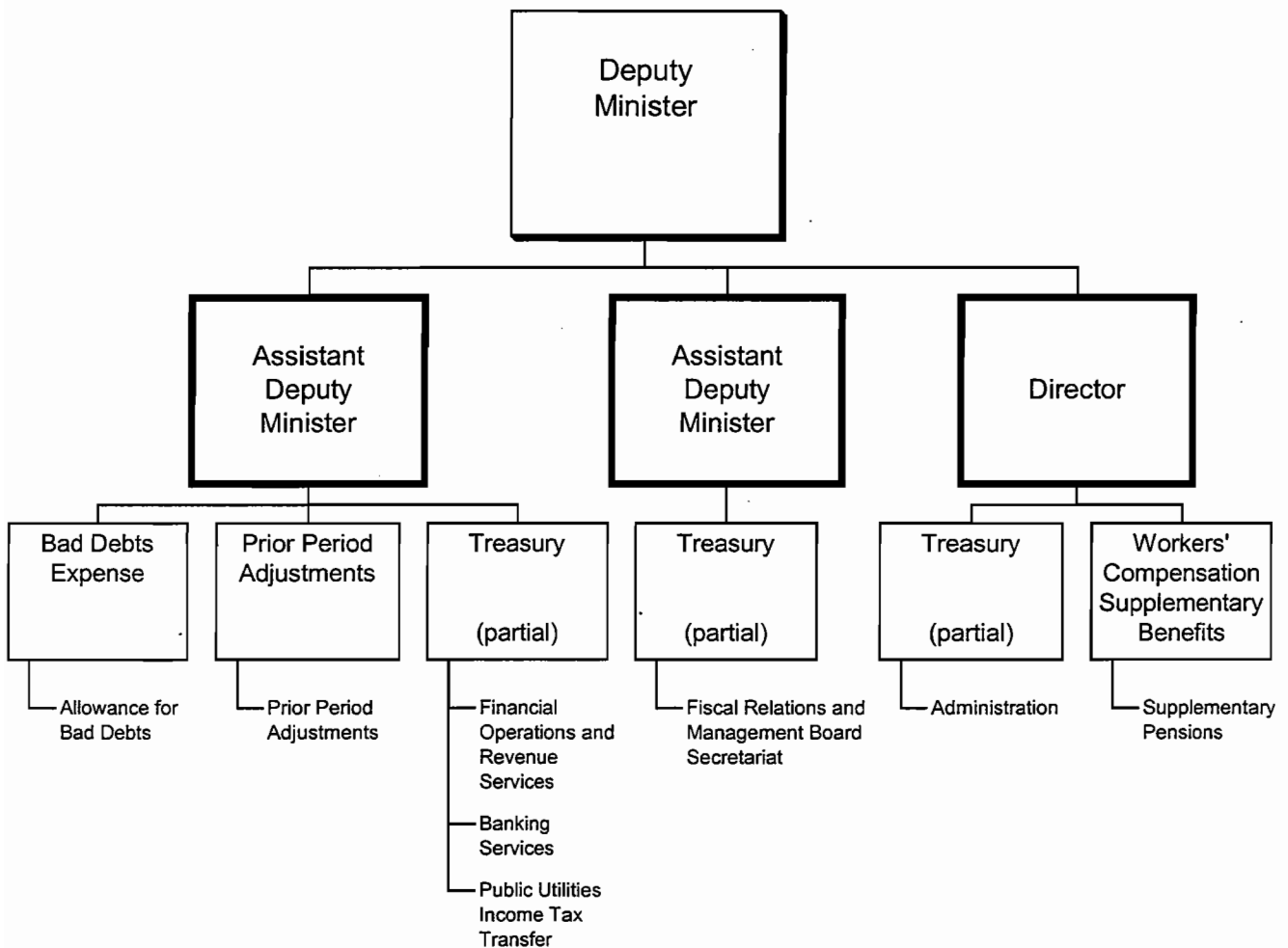
B. McLennan

DEPARTMENTAL OBJECTIVE

- To ensure that the financial resources of the Government of Yukon are managed in a manner that meets the priorities of the Government and complies with the statutes.

DEPARTMENT OF FINANCE

RELATIONSHIP BETWEEN ORGANIZATION AND PROGRAMS



Note: Dark outlined boxes represent positions reporting directly to the Deputy Minister. Other boxes represent programs. Activities are listed below the programs. Programs identified as "partial" represent responsibility for the program being shared by two or more positions reporting directly to the Deputy Minister.

VOTE 12
DEPARTMENT OF FINANCE


FINANCIAL SUMMARY (\$000s)	2006-07 ESTIMATE	2005-06 FORECAST	% CHANGE	2004-05 ACTUAL
Operation and Maintenance Expenditures				
Treasury	4,821	5,825	-17%	4,289
Workers' Compensation				
Supplementary Benefits	426	426	0%	386
Bad Debts Expense	48	48	0%	47
Prior Period Adjustments	one dollar	one dollar	0%	0
Total Operation and Maintenance Vote 12	5,295	6,299	-16%	4,722
Amortization Expense	4	4	0%	2
Revenues				
Taxation and General Revenues	60,269	58,616	3%	57,880
Third-Party Recoveries	16	16	0%	20
Total Revenues	60,285	58,632	3%	57,900
Allotments				
Personnel	4,242	4,086	4%	3,816
Other	414	494	-16%	307
Transfer Payments	639	1,719	-63%	599
Total Allotments	5,295	6,299	-16%	4,722

Note:

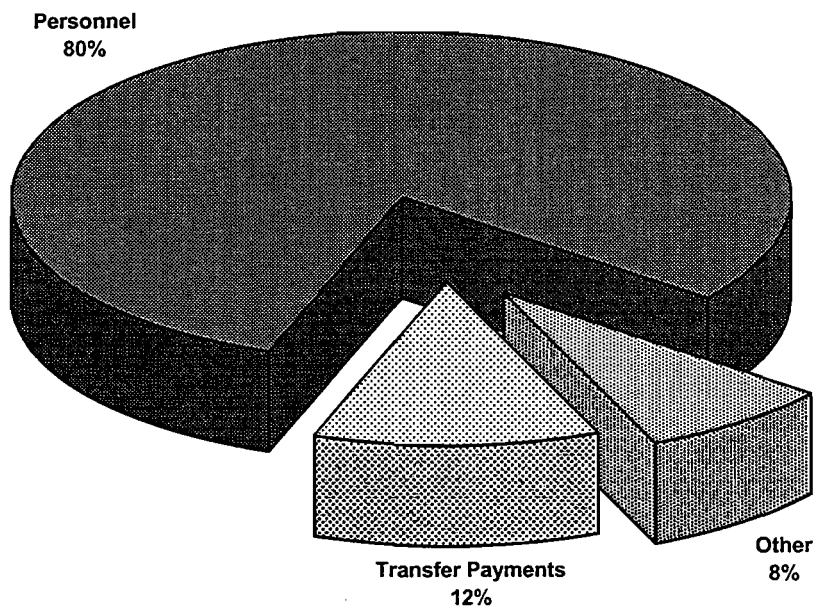
Restated 2005-06 Forecast and 2004-05 Actual to be consistent with the 2006-07 Estimate presentation.

VOTE 12
DEPARTMENT OF FINANCE

2006-07 Estimate
Distribution of O&M Expenditures by Program



2006-07 Estimate
Distribution of O&M Expenditures by Allotment



FINANCE

TREASURY

PROGRAM OBJECTIVES

- To manage, administer and control the Yukon Consolidated Revenue Fund, including the design, implementation and maintenance of financial management information systems, the provision of accounting and payroll services and the preparation of the Public Accounts.
- To administer the banking needs of the Government.
- To develop and administer the taxation policies and programs of the Government, collect taxes and other revenues and manage the investment of public money.
- To negotiate and coordinate the implementation of financial arrangements with the federal government and other jurisdictions, including special financial arrangements with the private sector.
- To manage the budgeting and financial planning systems of the Government, including the supervision of cash flow requirements and variance reporting.
- To analyze proposals to Management Board for the application of human and financial resources and the improvement of management practices.
- To administer the Public Utilities Income Tax Transfer.

O&M EXPENDITURES (\$000s)	2006-07 ESTIMATE	2005-06 FORECAST	% CHANGE	2004-05 ACTUAL
Activities				
Administration	605	608	0%	476
Financial Operations and Revenue Services	2,501	2,408	4%	2,251
Fiscal Relations and Management Board Secretariat	1,452	1,466	-1%	1,344
Banking Services	50	50	0%	5
Public Utilities Income Tax Transfer	213	213	0%	213
Prior Years' Expenditures	0	1,080	-100%	0
Total Treasury	4,821	5,825	-17%	4,289
Allotments				
Personnel	4,242	4,086	4%	3,816
Other	366	446	-18%	260
Transfer Payments	213	1,293	-84%	213
Total Allotments	4,821	5,825	-17%	4,289

FINANCE**TREASURY****STATISTICS**

	2006-07 ESTIMATE	2005-06 FORECAST	% CHANGE	2004-05 ACTUAL
TAXATION				
Returns (#)				
Fuel Oil Distributors	228	228	0%	223
Tobacco Wholesalers	300	300	0%	300
Insurance Tax Returns	199	199	0%	199
Trucker Returns	804	804	0%	857
Recycling Dealer Returns	408	408	0%	360
Tire Retailer Returns	152	152	0%	156
Exempt Returns	279	279	0%	279
Permits (#)				
Fuel Oil Distributor Permits	19	19	0%	19
Fuel Oil Vendor Permits	90	90	0%	90
Tobacco Wholesaler Permits	24	24	0%	25
Tobacco Retail Permits	156	156	0%	156
Tax Exempt Permits	279	279	0%	279
Cash Bonds	193	193	0%	193
Trucker Permits	201	201	0%	201
Other (#)				
Recycling Claims	163	163	0%	163
Recycling Permits				
Dealers	32	32	0%	32
Depots	24	24	0%	24
Tire Retailers	38	38	0%	39
ACCOUNTING (#)				
Vendors	16,500	16,500	0%	16,836
Invoices	252,000	252,000	0%	253,881
Accounts Payable Payments	95,000	95,000	0%	94,924
Payroll Payments	96,000	96,000	0%	95,966

FINANCE

WORKERS' COMPENSATION SUPPLEMENTARY BENEFITS

PROGRAM OBJECTIVE

- To comply with the provisions of the *Workers' Compensation Supplementary Benefits Act*.

O&M EXPENDITURES (\$000s)	2006-07 ESTIMATE	2005-06 FORECAST	% CHANGE	2004-05 ACTUAL
Activity				
Supplementary Pensions	426	426	0%	386
Total Workers' Compensation Supplementary Benefits	426	426	0%	386
Allotments				
Personnel	0	0	0%	0
Other	0	0	0%	0
Transfer Payments	426	426	0%	386
Total Allotments	426	426	0%	386

FINANCE

BAD DEBTS EXPENSE

PROGRAM DESCRIPTION

- To provide an allowance for the write-off of those accounts receivable deemed uncollectable.

O&M EXPENDITURES (\$000s)	2006-07 ESTIMATE	2005-06 FORECAST	% CHANGE	2004-05 ACTUAL
Activity				
Allowance for Bad Debts	48	48	0%	47
Total Bad Debts Expense	48	48	0%	47
Allotments				
Personnel	0	0	0%	0
Other	48	48	0%	47
Transfer Payments	0	0	0%	0
Total Allotments	48	48	0%	47

FINANCE

PRIOR PERIOD ADJUSTMENTS

PROGRAM DESCRIPTION

- This is for vote authority to make prior period adjustments as necessary.

O&M EXPENDITURES (\$000s)	2006-07 ESTIMATE	2005-06 FORECAST	% CHANGE	2004-05 ACTUAL
Activity				
Prior Period Adjustments	one dollar	one dollar	0%	0
Total Prior Period Adjustments	one dollar	one dollar	0%	0
Allotments				
Personnel	0	0	0%	0
Other	one dollar	one dollar	0%	0
Transfer Payments	0	0	0%	0
Total Allotments	one dollar	one dollar	0%	0

FINANCE

REVENUES (\$000s)	2006-07 ESTIMATE	2005-06 FORECAST	% CHANGE	2004-05 ACTUAL
TAXATION AND GENERAL REVENUES				
TAXATION REVENUE				
Personal Income Tax	41,000	38,909	5%	35,074
Corporate Income Tax	3,080	2,177	41%	7,957
Fuel Oil Tax - Diesel	2,660	2,624	1%	2,789
Fuel Oil Tax - Other	3,752	3,870	-3%	3,657
Insurance Premium Tax	1,442	1,400	3%	1,378
Tobacco Tax	6,299	6,100	3%	6,147
OTHER REVENUE				
Banking and Investment	2,000	3,500	-43%	830
Interest on Accounts Receivable	10	10	0%	12
Exchange	4	4	0%	5
Loan Guarantee Fees	2	2	0%	2
Miscellaneous Revenue	20	20	0%	29
Total Taxation and General Revenues	60,269	58,616	3%	57,880
THIRD-PARTY RECOVERIES				
Workers' Compensation Health and Safety Board Payroll	6	6	0%	6
Charge Card Incentive	10	10	0%	14
Total Third-Party Recoveries	16	16	0%	20
TOTAL REVENUES	60,285	58,632	3%	57,900

FINANCE

TRANSFER PAYMENTS (\$000s)	2006-07 ESTIMATE	2005-06 FORECAST	% CHANGE	2004-05 ACTUAL
GRANTS				
Treasury				
Prior Years' Grants	0	1,080	-100%	0
Total Grants	0	1,080	-100%	0
CONTRIBUTIONS				
Treasury				
Public Utilities Income Tax Transfer	213	213	0%	213
Workers' Compensation Supplementary Benefits	426	426	0%	386
Total Contributions	639	639	0%	599
TOTAL TRANSFER PAYMENTS	639	1,719	-63%	599