

# JUSTICE

**VOTE 08**  
**DEPARTMENT OF JUSTICE**

**MINISTER**

**Hon. M. Horne**

**DEPUTY MINISTER**

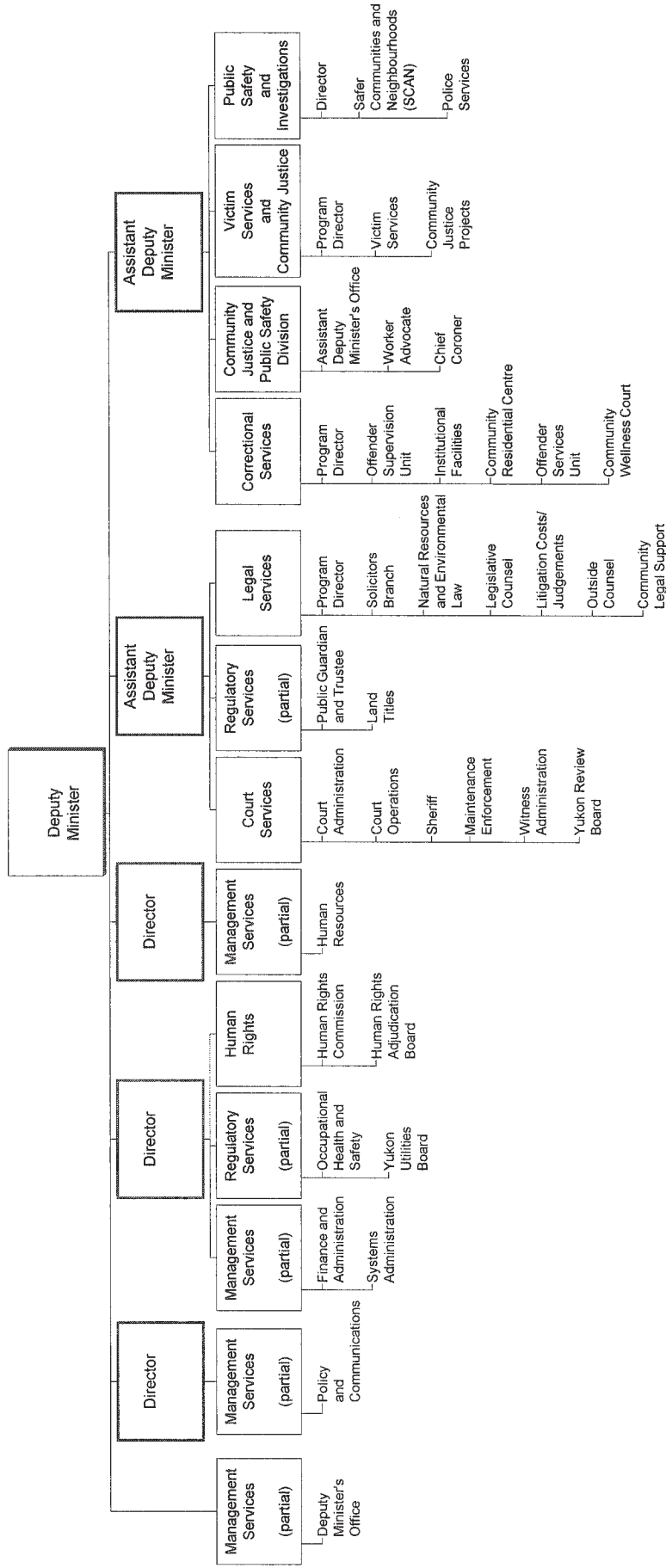
**D. Cooley**

**DEPARTMENTAL OBJECTIVE**

- The Yukon Department of Justice operates to:
  - enhance public confidence in, and respect for, the law and society;
  - promote an open and accessible system of justice that provides fair and equal services to all Yukon citizens;
  - ensure that the administration of justice operates for the benefit of all persons in Yukon;
  - work toward an effective and responsive correctional system to manage offenders in ways that offer opportunities for healing and hope for change, while ensuring public safety;
  - ensure that the Government of Yukon receives high quality and cost-effective legal services;
  - promote effective policing, crime prevention and community justice initiatives in our communities; and
  - encourage respect for individual, collective and human rights.

# DEPARTMENT OF JUSTICE

## RELATIONSHIP BETWEEN ORGANIZATION AND PROGRAMS



Note: Dark outlined boxes represent positions reporting directly to the Deputy Minister. Other boxes represent programs. Activities/elements are listed below the programs. Programs identified as "partial" represent responsibility for the program being shared by two or more positions reporting directly to the Deputy Minister.

**VOTE 08**  
**DEPARTMENT OF JUSTICE**


FINANCIAL SUMMARY (\$000s)	2010-11 ESTIMATE	Comparable		
		2009-10 FORECAST	2009-10 ESTIMATE	2008-09 ACTUAL
Operation and Maintenance Expenditures				
Management Services	2,610	2,555	2,421	2,464
Court Services	6,408	6,313	5,807	6,617
Legal Services	5,182	5,351	5,266	4,995
Regulatory Services	1,467	1,506	1,461	1,564
Correctional Services	11,675	11,728	10,420	9,984
Community Justice and Public Safety Division	1,531	2,093	1,804	1,606
Human Rights	684	619	516	582
Victim Services and Community Justice	2,398	2,348	1,981	2,095
Public Safety and Investigations	21,184	25,683	22,681	17,134
Total Operation and Maintenance Vote 08	53,139	58,196	52,357	47,041
Amortization Expense				
	864	824	824	821
Revenues				
Taxes and General Revenues	710	710	700	707
Third-Party Recoveries	464	491	468	481
Recoveries from Canada	1,399	1,660	1,507	1,863
Total Revenues	2,573	2,861	2,675	3,051
Allotments				
Personnel	22,202	21,898	21,137	20,222
Other	26,120	31,280	27,130	22,558
Transfer Payments	4,817	5,018	4,090	4,261
Total Allotments	53,139	58,196	52,357	47,041

Note:

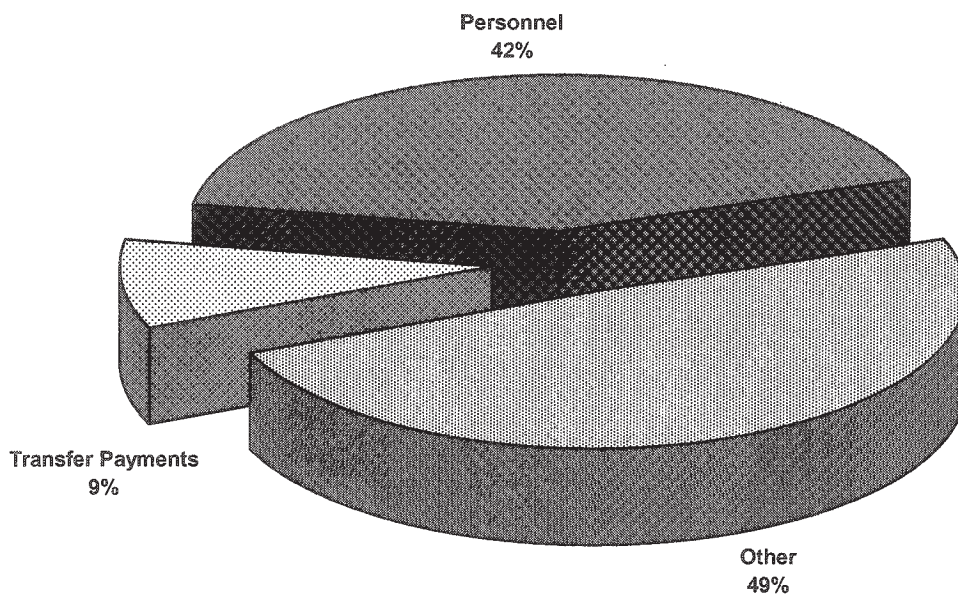
Restated 2009-10 Forecast, 2009-10 Estimate and 2008-09 Actual to be consistent with the 2010-11 Estimate presentation.

**VOTE 08**  
**DEPARTMENT OF JUSTICE**

**2010-11 Estimate**  
**Distribution of O&M Expenditures by Program**



**2010-11 Estimate**  
**Distribution of O&M Expenditures by Allotment**



## JUSTICE

## MANAGEMENT SERVICES

### PROGRAM OBJECTIVES

- To assist and support appropriate and consistent departmental policy and program delivery through the provision of planning, analysis, information and communications, as well as financial, human, and physical resource management to program branches.

O&M EXPENDITURES (\$000s)	2010-11 ESTIMATE	Comparable		
		2009-10 FORECAST	2009-10 ESTIMATE	2008-09 ACTUAL
<b>Activity</b>				
Management Services	2,610	2,555	2,421	2,464
<b>Total Management Services</b>	<b>2,610</b>	<b>2,555</b>	<b>2,421</b>	<b>2,464</b>
<b>Allotments</b>				
Personnel	2,169	2,145	2,102	1,971
Other	441	410	319	493
Transfer Payments	0	0	0	0
<b>Total Allotments</b>	<b>2,610</b>	<b>2,555</b>	<b>2,421</b>	<b>2,464</b>

This page left blank intentionally.



## JUSTICE

## COURT SERVICES

### PROGRAM OBJECTIVES

- To facilitate and enhance the integrity and efficient operation of the courts system by providing administrative, enforcement and support services to the courts and other participants in judicial processes.
- To provide family law services through the Maintenance Enforcement Program and the Family Law Information Centre.
- To provide efficient court security, civil enforcement and jury management services.

O&M EXPENDITURES (\$000s)	2010-11 ESTIMATE	Comparable		
		2009-10 FORECAST	2009-10 ESTIMATE	2008-09 ACTUAL
<b>Activities</b>				
Court Administration	898	794	794	968
Court Operations	4,254	4,257	3,996	4,425
Sheriff	490	493	338	470
Maintenance Enforcement	502	505	504	552
Witness Administration	176	176	138	142
Yukon Review Board	88	88	37	60
<b>Total Court Services</b>	<b>6,408</b>	<b>6,313</b>	<b>5,807</b>	<b>6,617</b>
<b>Allotments</b>				
Personnel	4,853	4,739	4,352	4,812
Other	1,555	1,574	1,455	1,805
Transfer Payments	0	0	0	0
<b>Total Allotments</b>	<b>6,408</b>	<b>6,313</b>	<b>5,807</b>	<b>6,617</b>



## JUSTICE

## COURT SERVICES

### STATISTICS

	2010-11 ESTIMATE	Comparable		
		2009-10 FORECAST	2009-10 ESTIMATE	2008-09 ACTUAL
<b>Supreme Court</b>				
Civil Files Opened (#)	520	520	520	468
Civil Documents Filed (#)	7,300	7,300	7,300	6,772
Summary Conviction Appeals (#)*	15	15	10	13
<b>Court of Appeal</b>				
Files Opened (#)	25	25	25	30
Appeal Documents Filed (#)	350	350	350	327
<b>Federal Court of Canada Files</b>				
Files Opened (#)	5	5	5	1
Federal Documents Filed (#) *	40	40	40	5
<b>Territorial Court</b>				
Civil Files Opened (#)	160	160	160	124
Civil Documents Filed (#)	1,300	1,300	1,300	1,098
Adult Charges Laid (#) **	4,100	4,000	4,200	3,935
Young Offender Charges Laid (#)	420	380	550	393
S.C.O.T. *** Tickets (Adult and Youth) (#)	2,200	2,090	3,800	1,676
Territorial Applications (#)	90	90	110	78
<b>Small Claims Court</b>				
Files Opened (#)	200	200	200	160
Documents Filed (#)	1,800	1,800	2,000	1,352
<b>Witness Administration</b>				
Witnesses (#)	550	550	550	480
<b>Maintenance Enforcement Program</b>				
Files Opened (#)	80	80	100	88
Files Active (#)	560	560	550	551
<b>Sheriff</b>				
Documents Served (#)	500	500	500	433
Seizures of Goods and Chattels (#)	125	125	125	100
Judge and Jury Trials (#)	3	4	4	4
Jurors Served (#)	1,200	1,600	1,600	1,088

\* Included in Total Civil Files opened.

\*\* Numbers vary from year to year and are difficult to predict accurately.

\*\*\* Summary Conviction Ordinance Tickets.

## JUSTICE

## LEGAL SERVICES

### PROGRAM OBJECTIVES

- To ensure that the Minister of Justice and Cabinet receive timely and effective legal advice.
- To ensure that a comprehensive range of legal services is provided to government departments, including representation before all courts and tribunals in civil and criminal matters, legislative drafting in both official languages and advice on a wide variety of matters.
- To provide community legal support through funding to the Yukon Legal Services Society, the Aboriginal Courtworker Program, and the Yukon Public Legal Education Association.

O&M EXPENDITURES (\$000s)	2010-11 ESTIMATE	Comparable		
		2009-10 FORECAST	2009-10 ESTIMATE	2008-09 ACTUAL
<b>Activities</b>				
Program Director	658	576	651	400
Solicitors Branch	1,402	1,353	1,420	1,264
Natural Resources and Environmental Law	407	369	382	319
Legislative Counsel	637	730	735	558
Litigation Costs/Judgements	6	6	6	53
Outside Counsel	74	184	74	227
Community Legal Support	1,998	2,133	1,998	2,174
<b>Total Legal Services</b>	<b>5,182</b>	<b>5,351</b>	<b>5,266</b>	<b>4,995</b>
<b>Allotments</b>				
Personnel	2,965	2,889	3,049	2,383
Other	219	329	219	439
Transfer Payments	1,998	2,133	1,998	2,173
<b>Total Allotments</b>	<b>5,182</b>	<b>5,351</b>	<b>5,266</b>	<b>4,995</b>

## JUSTICE

## REGULATORY SERVICES

### PROGRAM OBJECTIVES

- To provide estate management services through the Office of the Public Guardian and Trustee to incapable adults, minor children and missing persons.
- To act as the Official Children's Guardian and retain Child Advocates as necessary.
- To act as court-appointed guardian for minor children's estates, incapable adults and investigate allegations of financial abuse of vulnerable adults.
- To maintain and enhance efficient Land Titles Office in Yukon.
- To provide funds for the operation of the Yukon Utilities Board as provided for in the *Public Utilities Act*.
- To provide funds to the Yukon Workers' Compensation Health and Safety Board to support the provision of mine safety services.

O&M EXPENDITURES (\$000s)	2010-11 ESTIMATE	Comparable		
		2009-10 FORECAST	2009-10 ESTIMATE	2008-09 ACTUAL
<b>Activities</b>				
Occupational Health and Safety	330	330	330	330
Public Guardian and Trustee	480	477	477	411
Land Titles	477	474	474	516
Yukon Utilities Board	180	225	180	307
<b>Total Regulatory Services</b>	<b>1,467</b>	<b>1,506</b>	<b>1,461</b>	<b>1,564</b>
<b>Allotments</b>				
Personnel	818	812	812	850
Other	319	364	319	384
Transfer Payments	330	330	330	330
<b>Total Allotments</b>	<b>1,467</b>	<b>1,506</b>	<b>1,461</b>	<b>1,564</b>

## JUSTICE

### REGULATORY SERVICES Public Guardian and Trustee

#### STATISTICS

- To protect the legal rights and financial interests of children.
- To act as guardian of last resort for adults who require financial and personal decision making.
- To administer the estates of deceased and missing persons where there is no-one else to do so.
- To investigate financial abuse on referral from a Designated Agency.

	2010-11 ESTIMATE	Comparable		
		2009-10 FORECAST	2009-10 ESTIMATE	2008-09 ACTUAL
Missing Persons (#)	0	0	0	0
Minor Children (#)	30	30	30	59
Deceased Assists (#)	2	1	2	0
Estate Files Opened in Period (#)	3	3	5	4
Total Estate Files Open (#) **	20	23	20	25
Official Guardian Files (#)	40	30	40	35
Private Guardianship Applications (#) *	5	5	5	0
Guardianship and Pending Applications (#) *	15	15	15	11
Financial Abuse (#) *	5	5	5	1
Temporary Guardianship Applications (#) *	5	3	5	0
Litigation Guardianship (#)	3	3	1	1
Statutory Guardianship (#)	5	5	5	0
Public Guardian and Trustee Fees (\$)	40,000	40,000	40,000	72,786
<b>Funds in Trust at March 31, 2009</b>				
Savings (\$)	857,461			
Guaranteed Investment Certificates (\$)	77,097			

\* Some files include more than one type of application.

\*\* "Estate Files Opened in Period" included in "Total Estate Files Open".

## JUSTICE

### REGULATORY SERVICES Land Titles

#### STATISTICS

- To ensure validity of documents and acceptance for registration and to provide a guaranteed, accurate title of land and any interests registered against it under the Torrens System of Land.
- To ensure the integrity of the titles, all documents and survey plans are examined and registered in the Land Titles Office.

	2010-11 ESTIMATE	Comparable		
		2009-10 FORECAST	2009-10 ESTIMATE	2008-09 ACTUAL
Land Titles Registered (#)	1,450	1,450	1,550	1,337
Condominium Titles Registered (#)	300	300	275	349
Road Titles Registered (#)	10	10	10	9
Survey Plans Registered - Land (#)	210	200	115	190
Condominium Plans Registered (#)	20	15	20	16
Transfers Registered (#) *	1,650	1,600	1,650	1,693
Mortgages Registered (#)	1,750	1,700	1,750	1,710
Caveats Registered (#)	100	90	140	85
Miscellaneous Documents Registered (#) **	2,060	2,135	2,500	2,161
Total Documents Registered (#)	7,550	7,500	8,010	7,550
Total Current Active Files (#)	27,800	27,400	27,170	26,990
Total Current Survey Plans (#)	6,200	6,000	5,925	5,854
Parcel Files Created (#)	500	500	325	629
Condominium Files Created (#)	210	200	100	187
Certificates of Search (#) ***	6,600	6,500	8,200	6,877
General Registry Certificates (#)	2,500	2,400	2,750	2,489
Documents Photocopied (#) ****	75,000	75,000	51,000	77,621
Documents Printed (#) ****	60,000	60,000	28,000	60,381

\* # of Transfers registered also consist of Notifications, Consolidations, Enlargements, Surviving Joint Tenants, etc.

\*\* # of Miscellaneous documents registered consist of Discharges, Name Changes, Affidavits, Writs of Seizure and Sale, etc.

\*\*\* Certified True Copies of Certificates of Title.

\*\*\*\* Original and Duplicate Titles, Notices, Certificates, Reports, etc.

Note: Forecast and Estimates are subject to increases/decreases with interest rates and the real estate market.



## JUSTICE

## CORRECTIONAL SERVICES

### PROGRAM OBJECTIVES

- To contribute to public safety through:
  - holding offenders accountable through compliance with the orders of the court;
  - facilitating rehabilitation and reintegration of clients; and
  - working in partnership with First Nations and other stakeholders to deliver services that are evidence-based, client-focused and reflective of best practices.

O&M EXPENDITURES (\$000s)	2010-11 ESTIMATE	Comparable		
		2009-10 FORECAST	2009-10 ESTIMATE	2008-09 ACTUAL
<b>Activities</b>				
Program Director	618	629	370	380
Offender Supervision Unit	1,395	1,337	1,381	1,348
Institutional Facilities	7,778	7,859	7,049	6,857
Community Residential Centre	704	704	420	421
Offender Services Unit	623	624	625	614
Community Wellness Court	557	575	575	364
<b>Total Correctional Services</b>	<b>11,675</b>	<b>11,728</b>	<b>10,420</b>	<b>9,984</b>
<b>Allotments</b>				
Personnel	8,616	8,396	7,862	7,633
Other	2,190	2,455	2,103	1,834
Transfer Payments	869	877	455	517
<b>Total Allotments</b>	<b>11,675</b>	<b>11,728</b>	<b>10,420</b>	<b>9,984</b>



## JUSTICE

### CORRECTIONAL SERVICES Offender Supervision Unit

#### STATISTICS

- The Offender Supervision Unit administers community based corrections programs. These programs enable the courts to consider a range of alternatives to imprisonment in the sentencing process. They are designed primarily for low risk offenders who present minimal danger to the public at the time of sentencing, or for offenders for whom it has been determined risk can be managed in a community setting.

	2010-11 ESTIMATE	Comparable		
		2009-10 FORECAST	2009-10 ESTIMATE	2008-09 ACTUAL
<b>Probation</b>				
Average Offender Count (#) *	960	960	548	508
New Admissions (#)	1,559	1,559	1,181	1,140
Pre-Sentence Reports (#) **	743	743	475	514
Fine Option Program (#)	11	11	20	13
Conditional Sentences (#)	79	79	134	73

\* Based on average monthly counts.

\*\* Includes both Pre-Sentence and Bail Supervision Reports (court driven).

## JUSTICE

### CORRECTIONAL SERVICES Institutional Facilities Whitehorse Correctional Centre

#### STATISTICS

- The Whitehorse Correctional Centre is a medium security correctional facility for adult men and women. The centre accommodates inmates serving sentences of less than two years.

		Comparable		
	2010-11 ESTIMATE	2009-10 FORECAST	2009-10 ESTIMATE	2008-09 ACTUAL
<b>Yukon Adults Average Daily Inmate Cost</b>				
Daily Costs (\$)	259	275	240	238
Total Days Stay (#)	29,200	28,500	28,500	28,770
<b>Average Offenders on Register and Actual, by Inmate Status</b>				
On Register (#)	80	78	78	79
Sentenced (#)	34	33	31	31
Remand (#)	46	45	47	48
<b>Total Admissions</b>				
Sentenced Admissions (#)	240	240	250	226
Remand Admissions (#)	450	450	485	407

## JUSTICE

### CORRECTIONAL SERVICES Spousal Abuse Program

#### STATISTICS

- Individual and group counselling and support services are provided for perpetrators of spousal abuse. Men and women undergo an assessment process and are then provided services as outlined in the case plan and assessment.
- The program is a court driven treatment program, therefore the numbers are directly influenced by disclosures, charges and sentencing practices.

	<b>2010-11 ESTIMATE</b>	<i>Comparable</i>		
		2009-10 FORECAST	2009-10 ESTIMATE	2008-09 ACTUAL
New male clients	110	117	50	110
Male client carry over	60	64	60	102
<b>Total</b>	<b>170</b>	<b>181</b>	<b>110</b>	<b>212</b>
New Female clients	44	37	30	34
Female client carry over	15	14	15	7
<b>Total</b>	<b>59</b>	<b>51</b>	<b>45</b>	<b>41</b>
Alcohol Drug Treatment*	100	88	n/a	n/a
Substance Abuse Group*	3	2	n/a	n/a

\* New programs as of 2009-10.

## JUSTICE

### CORRECTIONAL SERVICES Sexual Offender Risk Management Program

#### STATISTICS

- The Sexual Offender Risk Management Program is a comprehensive approach to treating those with sexual offending behavior. It is a cognitive behavioral treatment program based on internationally recognized best practices.

	2010-11 ESTIMATE	Comparable		
		2009-10 FORECAST	2009-10 ESTIMATE	2008-09 ACTUAL
New clients (#)	15	13	15	5
Carry Forward Male clients (#)	10	4	20	16
Total	25	17	35	21
Number of Group Sessions (#) *	0	0	30	0
Number of Psychological Assessments **	25	22	25	29

\* There were no group sessions for the Sexual Offender Risk Management Program for 2009-10.

\*\* Combined number of sex offender and spousal abuse assessments.

## JUSTICE

### COMMUNITY JUSTICE AND PUBLIC SAFETY DIVISION

#### PROGRAM OBJECTIVES

- To contribute to community justice, public safety and community safety by:
  - providing leadership, oversight and direction to the branches of the Community Justice and Public Safety Division;
  - maintaining and supporting the work of the Coroner's Office; and
  - maintaining and supporting the Worker Advocate program in accordance with the *Worker's Compensation Act*.

O&M EXPENDITURES (\$000s)	2010-11 ESTIMATE	Comparable		
		2009-10 FORECAST	2009-10 ESTIMATE	2008-09 ACTUAL
<b>Activities</b>				
Assistant Deputy Minister's Office	906	1,470	1,181	1,000
Worker Advocate	350	354	354	356
Chief Coroner	275	269	269	250
<b>Total Community Justice and Public Safety Division</b>	<b>1,531</b>	<b>2,093</b>	<b>1,804</b>	<b>1,606</b>
<b>Allotments</b>				
Personnel	1,074	1,311	1,354	1,203
Other	352	653	321	277
Transfer Payments	105	129	129	126
<b>Total Allotments</b>	<b>1,531</b>	<b>2,093</b>	<b>1,804</b>	<b>1,606</b>

## JUSTICE

### COMMUNITY JUSTICE AND PUBLIC SAFETY DIVISION Chief Coroner

#### STATISTICS

- To investigate, for the public, unexpected and sudden deaths, and to recommend changes to prevent similar deaths.
- To focus attention on preventable deaths and the public's health and safety.

	2010-11	Comparable		
	ESTIMATE	2009-10 FORECAST	2009-10 ESTIMATE	2008-09 ACTUAL
<b>Case Work (#)</b>				
Coroner's Cases	52	53	55	50
Autopsies	27	28	32	27
Inquests	1	1	1	0
Judgements of Inquiry	12	14	6	7
<b>Manner of Death (#)</b>				
Natural	31	31	32	29
Suicide	2	3	4	2
Homicide	1	1	1	1
Accident	17	17	17	17
Undetermined	1	1	1	1
Total Coroner's Cases	52	53	55	50



## JUSTICE

## HUMAN RIGHTS

### PROGRAM OBJECTIVE

- To provide funds for the operation of the Human Rights Commission and the Panel of Adjudicators as provided for in the *Human Rights Act*.

O&M EXPENDITURES (\$000s)	2010-11 ESTIMATE	Comparable		
		2009-10 FORECAST	2009-10 ESTIMATE	2008-09 ACTUAL
<b>Activities</b>				
Human Rights Commission	549	536	478	478
Human Rights Adjudication Board	135	83	38	104
<b>Total Human Rights</b>	<b>684</b>	<b>619</b>	<b>516</b>	<b>582</b>
<b>Allotments</b>				
Personnel	0	0	0	0
Other	135	83	38	104
Transfer Payments	549	536	478	478
<b>Total Allotments</b>	<b>684</b>	<b>619</b>	<b>516</b>	<b>582</b>

## JUSTICE

### VICTIM SERVICES AND COMMUNITY JUSTICE

#### PROGRAM OBJECTIVES

- To contribute to community safety by:
  - working collaboratively with First Nations, other government departments and non-government organizations to achieve our goals;
  - offering support to victims and families;
  - supporting community based justice approaches and processes;
  - building capacity in communities to prevent crime and foster healthy and safe communities; and
  - developing evaluation approaches to assess the impact of this work on community safety.

O&M EXPENDITURES (\$000s)	2010-11 ESTIMATE	Comparable		
		2009-10 FORECAST	2009-10 ESTIMATE	2008-09 ACTUAL
<b>Activities</b>				
Program Director	776	698	426	660
Victim Services	1,038	947	891	790
Community Justice Projects	584	703	664	645
<b>Total Victim Services and Community Justice</b>	<b>2,398</b>	<b>2,348</b>	<b>1,981</b>	<b>2,095</b>
<b>Allotments</b>				
Personnel	1,177	1,101	1,101	1,048
Other	312	291	237	443
Transfer Payments	909	956	643	604
<b>Total Allotments</b>	<b>2,398</b>	<b>2,348</b>	<b>1,981</b>	<b>2,095</b>

## JUSTICE

### VICTIM SERVICES AND COMMUNITY JUSTICE Victim Services

#### STATISTICS

- In cooperation with the RCMP, the program offers services to ensure victimized persons in the Yukon receive support, information, advocacy, and appropriate referral to specialized agencies in order to limit the effect of their crisis and return their life to a desired degree of stability.

	2010-11 ESTIMATE	Comparable		
		2009-10 FORECAST	2009-10 ESTIMATE	2008-09 ACTUAL
<b>File Profile (#)</b>				
Case Files Opened	492	492	369	554
Files Carried Over	692	692	325	363
Active Parole Files	3	3	2	1
Short Service Contracts	107	107	60	95
Total Number of File Contacts	1,294	1,294	756	1,013
<b>Client Profile (#)</b>				
Total Number of Clients Served	1,187	1,187	756	918
Female	1,077	1,077	643	828
Male	110	110	113	90
First Nations *	662	662	491	566
Non-First Nations *	369	369	265	352
<b>Case Profile (#)</b>				
Family Violence Prevention Act	15	15	n/a	7
Spousal Assaults (All levels)	1,042	1,042	n/a	770
Sexual Assaults	55	55	n/a	30
Other (Homicide, Kidnapping)	75	75	n/a	111
<b>Community Outreach (#)</b>				
Whitehorse Files	955	955	589	652
Watson Lake (Sub Office)	97	97	70	70
Dawson City	50	50	24	41
Other Yukon Community Files	66	66	85	144
Outside Yukon Files	19	19	8	11

\* Some clients do not self-identify with either.

## JUSTICE

### VICTIM SERVICES AND COMMUNITY JUSTICE Women's Program

#### STATISTICS

- Programs provided for women include: the Support Group for Women in abusive relationships, Drop-In Support Group, individual counselling for victims of spousal abuse, advocacy and support services and case management with the Spousal Abuse Program.

	2010-11 ESTIMATE	Comparable		
		2009-10 FORECAST	2009-10 ESTIMATE	2008-09 ACTUAL
<b>Client Contact:</b>				
New files opened	20	20	35	12
Files carried over	65	65	50	52
Total Client Contact	85	85	85	64
<b>File Profile:</b>				
Spousal Assault	60	60	60	50
Trauma	1	1	1	4
Other (sexual assault, family crisis)	24	24	24	10
First Nations	35	35	n/a	27
Non-First Nations	50	50	n/a	37
<b>Service Provided</b>				
Individual Counselling (#)	85	85	170	64
Court Support (#)	0	0	0	0
Specialized Group (#)	0	0	15	0
Support Group (#)	53	53	40	38
<b>Community Files</b>				
Whitehorse (#)	80	80	125	61
Other Communities (#)	5	5	45	3
<b>Workshops/Presentations</b> (Teen Parent Centre, College, Communities)	16	16	12	2

## JUSTICE

### PUBLIC SAFETY AND INVESTIGATIONS

#### PROGRAM OBJECTIVES

- To contribute to public safety by:
  - managing the RCMP contract to achieve the priorities set out by the Minister of Justice;
  - operating the Investigations and Standards Office to provide independent oversight to the correctional system; and
  - promoting public awareness, responding effectively to illegal activity and taking action through Safer Communities and Neighbourhoods legislation.

O&M EXPENDITURES (\$000s)	2010-11 ESTIMATE	Comparable		
		2009-10 FORECAST	2009-10 ESTIMATE	2008-09 ACTUAL
<b>Activities</b>				
Director	229	256	193	52
Safer Communities and Neighbourhoods	392	385	385	331
Police Services	20,563	25,042	22,103	16,751
<b>Total Public Safety and Investigations</b>	<b>21,184</b>	<b>25,683</b>	<b>22,681</b>	<b>17,134</b>
<b>Allotments</b>				
Personnel	530	505	505	322
Other	20,597	25,121	22,119	16,779
Transfer Payments	57	57	57	33
<b>Total Allotments</b>	<b>21,184</b>	<b>25,683</b>	<b>22,681</b>	<b>17,134</b>

## JUSTICE

### PUBLIC SAFETY AND INVESTIGATIONS Police Services

#### STATISTICS

- The Royal Canadian Mounted Police (RCMP) in the Yukon ("M" Division) provides cost-shared territorial policing services to all areas and people of the Yukon under an agreement signed by the Solicitor General of Canada, the Commissioner of the Yukon and the Yukon Minister of Justice.

	2010-11 ESTIMATE	Comparable		
		2009-10 FORECAST	2009-10 **ESTIMATE	2008-09 ACTUAL
<b>Criminal Code Offenders (#) *</b>				
Crimes Against Persons	1,549	1,421	n/a	1,304
Crimes Against Property	3,229	3,364	n/a	3,497
Other Criminal Code Offences	4,300	4,041	n/a	3,430
	<u>9,078</u>	<u>8,826</u>	<u>n/a</u>	<u>8,231</u>

#### Impaired Driving - Incidents (#) \*

- The following figures include driving while impaired, refusing breath/blood tests, refusing roadside screening, driving with more than 80 mg of alcohol in 100 ml of blood, impaired driving causing bodily harm, and impaired driving causing death.

Impaired Driving	<u>650</u>	<u>675</u>	<u>n/a</u>	<u>564</u>
------------------	------------	------------	------------	------------

\* These are the total number of incidents reported by the RCMP. Impaired driving statistics include both Driving and Care and Control offences where the impairment is a result of Alcohol and/or Drug use.

\*\* The 2009-10 Estimate figures are not available due to the change in reporting from the calendar year to the fiscal year.



## JUSTICE

REVENUES (\$000s)	2010-11 ESTIMATE	Comparable		
		2009-10 FORECAST	2009-10 ESTIMATE	2008-09 ACTUAL
TAXES AND GENERAL REVENUES				
Court Services				
Fines - Territorial Court	400	400	400	286
Sheriff's Office	30	30	20	46
Regulatory Services				
Public Guardian and Trustee Fees	40	40	40	73
Land Titles Fees	240	240	240	302
Total Taxes and General Revenues	710	710	700	707
THIRD-PARTY RECOVERIES				
Management Services				
Prior Years' Recoveries	0	0	0	4
Court Services				
Witness Program - Videoconferencing	4	4	4	11
Regulatory Services				
Public Utilities Board Hearings	100	123	100	100
Community Justice and Public Safety Division				
Worker Advocate	350	354	354	356
Victim Services and Community Justice				
Outreach Worker				
- Province of British Columbia	10	10	10	10
Total Third-Party Recoveries	464	491	468	481
RECOVERIES FROM CANADA				
Management Services				
Prior Years' Recoveries	0	0	0	26
Court Services				
Child Support Guidelines	207	208	207	203

## JUSTICE

REVENUES (\$000s)	2010-11 ESTIMATE	Comparable		
		2009-10 FORECAST	2009-10 ESTIMATE	2008-09 ACTUAL
RECOVERIES FROM CANADA (cont'd)				
Legal Services				
Legal Aid	864	911	864	964
Aboriginal Courtworker Program	158	246	158	158
Yukon Public Legal Education Association	70	70	70	70
Prior Years' Recoveries	0	0	0	9
Correctional Services				
Exchange of Service Agreement	30	30	30	49
Parole Supervision	70	30	70	70
Prior Years' Recoveries	0	0	0	202
Community Justice and Public Safety Division				
Prior Years' Recoveries	0	0	0	21
Victim Services and Community Justice				
Prior Years' Recoveries	0	165	108	91
Total Recoveries from Canada	1,399	1,660	1,507	1,863
TOTAL REVENUES	2,573	2,861	2,675	3,051

## JUSTICE

TRANSFER PAYMENTS (\$000s)	2010-11 ESTIMATE	Comparable		
		2009-10 FORECAST	2009-10 ESTIMATE	2008-09 ACTUAL
OTHER TRANSFER PAYMENTS				
Legal Services				
Yukon Legal Services Society (Legal Aid)	1,560	1,639	1,592	1,731
Aboriginal Courtworker Program	348	409	321	352
Yukon Public Legal Education Association	90	85	85	90
Regulatory Services				
Yukon Workers' Compensation Health and Safety Board	330	330	330	330
Correctional Services				
Community Residential Centre (Salvation Army)	704	704	420	420
Northern Strategy				
- Needs and Service Gap Study	130	50	0	0
Yukon Legal Services Society (Legal Aid)	35	35	35	35
Prior Years' Other Transfer Payments	0	88	0	62
Community Justice and Public Safety Division				
Council of Yukon First Nations (CYFN)	105	129	129	105
Prior Years' Other Transfer Payments	0	0	0	21
Human Rights				
Human Rights Commission	549	536	478	478
Victim Services and Community Justice				
Youth Leadership Program	168	168	168	148
Community Justice Projects	307	307	307	309
Northern Strategy				
- Southern Lakes Justice Development Program	89	208	168	147
Journey Far Carver Program	345	245	0	0
Prior Years' Other Transfer Payments	0	28	0	0
Public Safety and Investigations				
RCMP Summer Student Program	52	52	52	33
Police Board Funding	5	5	5	0
TOTAL O&M Transfer Payments	4,817	5,018	4,090	4,261