

FINANCE

VOTE 12
DEPARTMENT OF FINANCE

MINISTER

Hon. D. Fentie

DEPUTY MINISTER

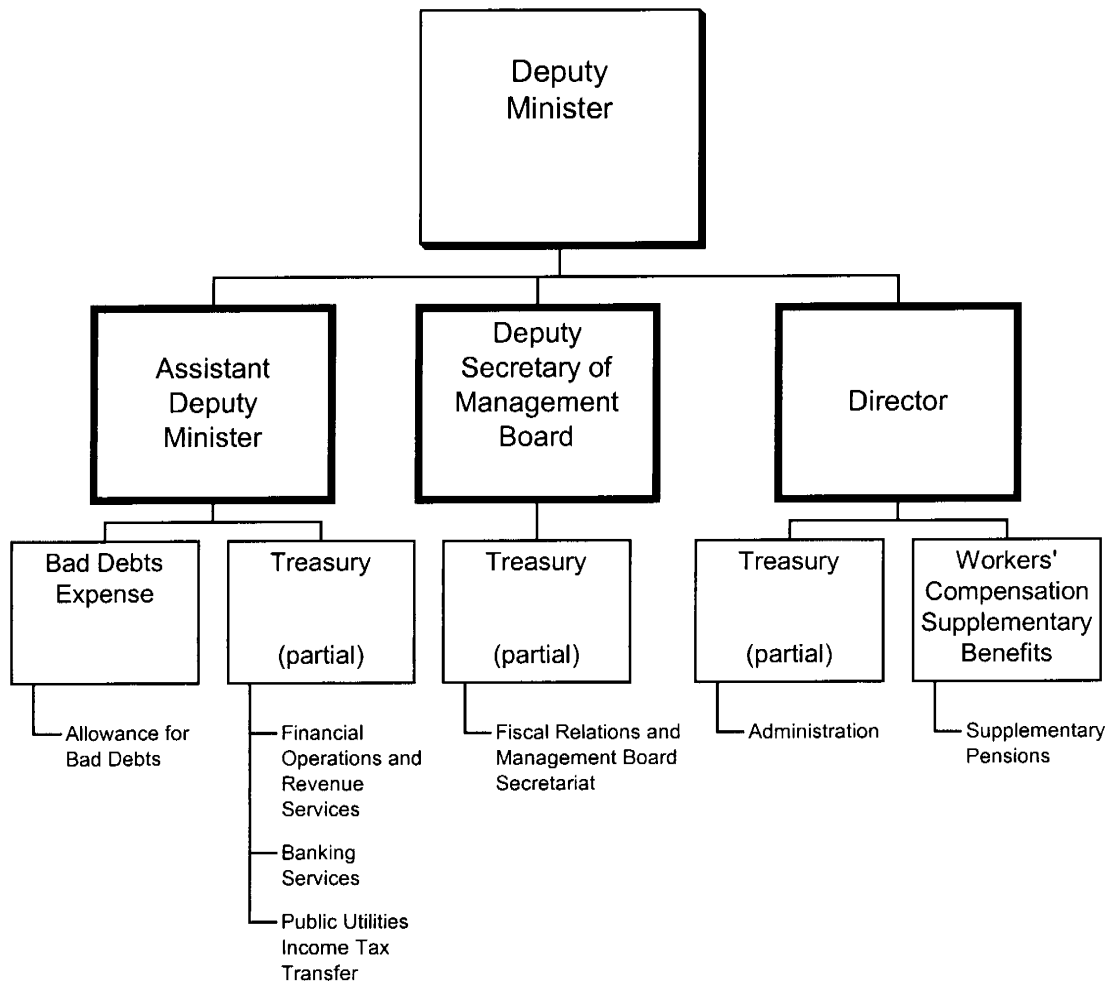
D. Hrycan

DEPARTMENTAL OBJECTIVE

- To ensure the financial resources of the Government of Yukon are managed to meet the priorities of the government and comply with the statutes.

DEPARTMENT OF FINANCE

RELATIONSHIP BETWEEN ORGANIZATION AND PROGRAMS



Note: Dark outlined boxes represent positions reporting directly to the Deputy Minister. Other boxes represent programs. Activities are listed below the programs. Programs identified as "partial" represent responsibility for the program being shared by two or more positions reporting directly to the Deputy Minister.

VOTE 12
DEPARTMENT OF FINANCE


FINANCIAL SUMMARY (\$000s)	2009-10 ESTIMATE	2008-09 FORECAST	% CHANGE	2007-08 ACTUAL
Operation and Maintenance Expenditures				
Treasury	6,686	6,197	8%	5,705
Workers' Compensation				
Supplementary Benefits	426	426	0%	396
Bad Debts Expense	48	48	0%	0
Total Operation and Maintenance Vote 12	7,160	6,671	7%	6,101
Amortization Expense				
	4	4	0%	4
Revenues				
Transfers from Canada	674,982	631,844	7%	614,014
Taxes and General Revenues	84,305	88,183	-4%	77,603
Third-Party Recoveries	16	16	0%	30
Total Revenues	759,303	720,043	5%	691,647
Allotments				
Personnel	5,152	4,857	6%	4,283
Other	1,369	1,175	17%	1,209
Transfer Payments	639	639	0%	609
Total Allotments	7,160	6,671	7%	6,101

Note:

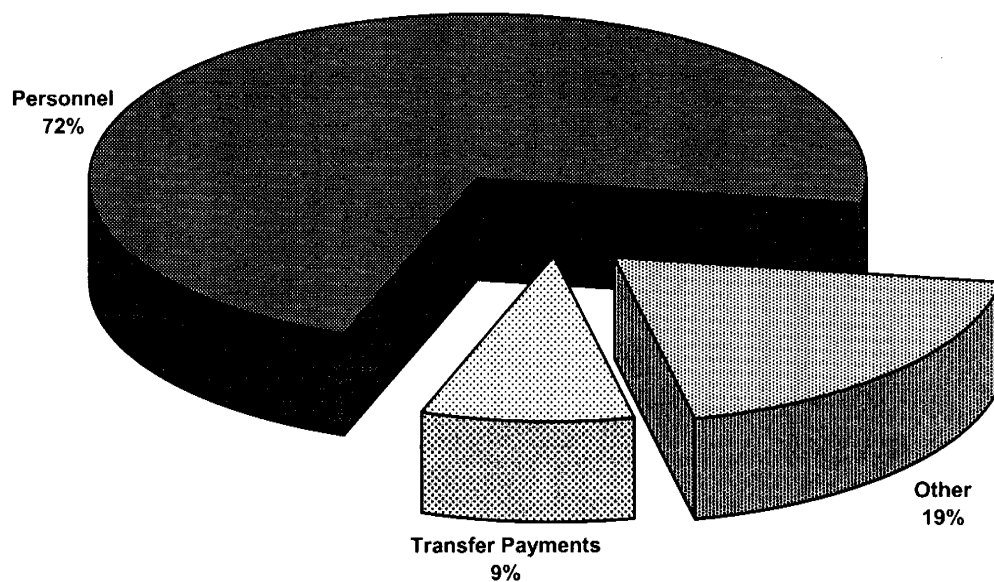
Restated 2007-08 Actual to be consistent with the 2008-09 Forecast and 2009-10 Estimate presentation.

VOTE 12
DEPARTMENT OF FINANCE

2009-10 Estimate
Distribution of O&M Expenditures by Program



2009-10 Estimate
Distribution of O&M Expenditures by Allotment



FINANCE

TREASURY

PROGRAM OBJECTIVES

- To manage, administer and control the Yukon Consolidated Revenue Fund, including the design, implementation and maintenance of financial management information systems, the provision of accounting and payroll services and the preparation of the Public Accounts.
- To administer the banking needs of Yukon government.
- To develop and administer the taxation policies and programs of Yukon government, collect taxes and other revenues and manage the investment of public money.
- To negotiate and coordinate the implementation of financial arrangements with the federal government and other jurisdictions, including special financial arrangements with the private sector.
- To manage the budgeting and financial planning systems of Yukon government, including the supervision of cash flow requirements and variance reporting.
- To analyze proposals to Management Board for the application of human and financial resources and the improvement of management practices.
- To administer the Public Utilities Income Tax Transfer.

O&M EXPENDITURES (\$000s)	2009-10 ESTIMATE	2008-09 FORECAST	% CHANGE	2007-08 ACTUAL
Activities				
Administration	852	635	34%	654
Financial Operations and Revenue Services	3,062	2,847	8%	2,796
Fiscal Relations and Management Board Secretariat	1,658	1,710	-3%	1,311
Banking Services	901	792	14%	731
Public Utilities Income Tax Transfer	213	213	0%	213
Total Treasury	6,686	6,197	8%	5,705
Allotments				
Personnel	5,152	4,857	6%	4,283
Other	1,321	1,127	17%	1,209
Transfer Payments	213	213	0%	213
Total Allotments	6,686	6,197	8%	5,705

FINANCE**TREASURY****STATISTICS**

	2009-10 ESTIMATE	2008-09 FORECAST	% CHANGE	2007-08 ACTUAL
TAXATION				
Returns (#)				
Fuel Oil Distributors	240	240	0%	227
Tobacco Wholesalers	264	264	0%	243
Insurance Tax Returns	212	212	0%	224
Trucker Returns	932	932	0%	899
Recycling Dealer Returns	408	408	0%	419
Tire Retailer Returns	164	164	0%	182
Permits (#)				
Fuel Oil Distributor Permits	20	20	0%	19
Fuel Oil Vendor Permits	81	81	0%	78
Tobacco Wholesaler Permits	22	22	0%	21
Tobacco Retail Permits	102	102	0%	148
Tax Exempt Permits	245	223	10%	244
Cash Bonds	218	218	0%	204
Surety Bonds	1	1	0%	1
Trucker Permits	233	233	0%	207
Other (#)				
Recycling Claims	108	108	0%	104
Recycling Permits				
Dealers	34	34	0%	36
Depots	24	24	0%	24
Tire Retailers	41	41	0%	42
ACCOUNTING (#)				
Vendors	19,200	19,200	0%	19,171
Invoices	208,000	208,000	0%	208,345
Accounts Payable Payments	95,000	95,000	0%	95,054
Payroll Payments	104,000	104,000	0%	104,041

FINANCE

WORKERS' COMPENSATION SUPPLEMENTARY BENEFITS

PROGRAM OBJECTIVE

- To comply with the provisions of the *Workmen's Compensation Supplementary Benefits Ordinance*.

O&M EXPENDITURES (\$000s)	2009-10 ESTIMATE	2008-09 FORECAST	% CHANGE	2007-08 ACTUAL
Activity				
Supplementary Pensions	426	426	0%	396
Total Workers' Compensation Supplementary Benefits	426	426	0%	396
Allotments				
Personnel	0	0	0%	0
Other	0	0	0%	0
Transfer Payments	426	426	0%	396
Total Allotments	426	426	0%	396

FINANCE

BAD DEBTS EXPENSE

PROGRAM DESCRIPTION

- To provide an allowance for the write-off of those accounts receivable deemed uncollectable.

O&M EXPENDITURES (\$000s)	2009-10 ESTIMATE	2008-09 FORECAST	% CHANGE	2007-08 ACTUAL
Activity				
Allowance for Bad Debts	48	48	0%	0
Total Bad Debts Expense	48	48	0%	0
Allotments				
Personnel	0	0	0%	0
Other	48	48	0%	0
Transfer Payments	0	0	0%	0
Total Allotments	48	48	0%	0

FINANCE

REVENUES (\$000s)	2009-10 ESTIMATE	2008-09 FORECAST	% CHANGE	2007-08 ACTUAL
TRANSFERS FROM CANADA				
Grant from Canada	611,707	564,032	8%	543,595
Canada Health Transfer	26,457	28,892	-8%	22,109
Canada Social Transfer	10,750	11,309	-5%	9,725
Building Canada Plan	26,068	26,345	-1%	25,000
Prior Years' Transfers	0	1,266	-100%	13,585
Total Transfers from Canada	674,982	631,844	7%	614,014
TAXES AND GENERAL REVENUES				
Taxation Revenue				
Personal Income Tax	51,263	50,778	1%	44,606
Corporate Income Tax	11,209	13,303	-16%	12,752
Fuel Oil Tax - Diesel	3,102	3,080	1%	2,982
Fuel Oil Tax - Other	3,763	3,462	9%	3,726
Insurance Premium Tax	1,693	1,551	9%	1,633
Tobacco Tax	11,611	11,084	5%	7,245
Other Revenue				
Banking and Investment	1,606	4,892	-67%	3,143
Interest on Accounts Receivable	10	10	0%	19
Exchange	4	4	0%	(11)
Miscellaneous Revenue	44	17	159%	(2)
Prior Years' Revenue	0	2	-100%	1,510
Total Taxes and General Revenues	84,305	88,183	-4%	77,603
THIRD-PARTY RECOVERIES				
Workers' Compensation Health and Safety Board Payroll	6	6	0%	6
Charge Card Incentive	10	10	0%	24
Total Third-Party Recoveries	16	16	0%	30
TOTAL REVENUES	759,303	720,043	5%	691,647

FINANCE

TRANSFER PAYMENTS (\$000s)	2009-10 ESTIMATE	2008-09 FORECAST	% CHANGE	2007-08 ACTUAL
OTHER TRANSFER PAYMENTS				
Treasury				
Public Utilities Income Tax Transfer	213	213	0%	213
Workers' Compensation Supplementary Benefits	426	426	0%	396
Total Other Transfer Payments	639	639	0%	609
TOTAL TRANSFER PAYMENTS	639	639	0%	609