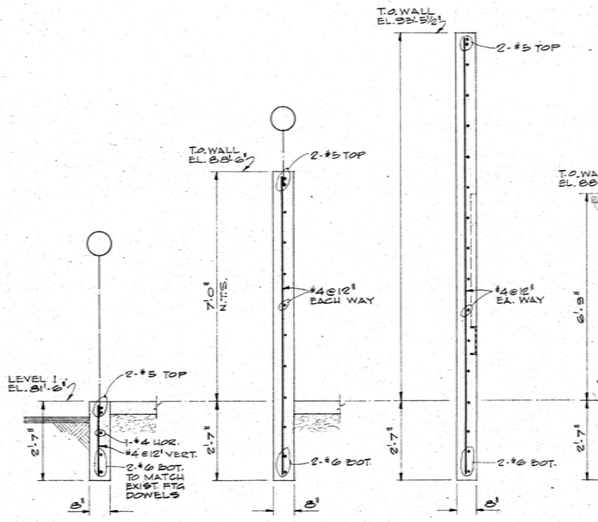

1 S3 S2 1/2" = 1'-0"

2 S3 S2 1/2" = 1'-0"

3 S3 S2 1/2" = 1'-0"

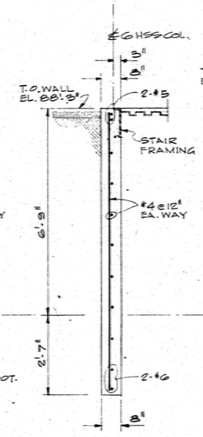

4 S3 S2 1/2" = 1'-0"

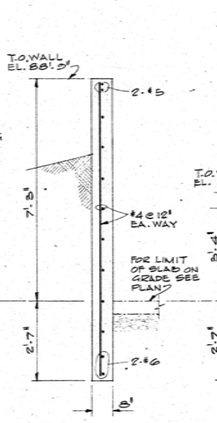

5 S3 S2 1/2" = 1'-0"

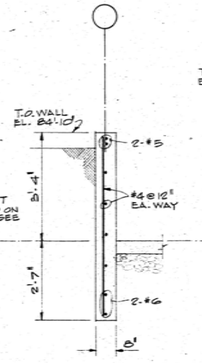

6 S3 S2 1/2" = 1'-0"

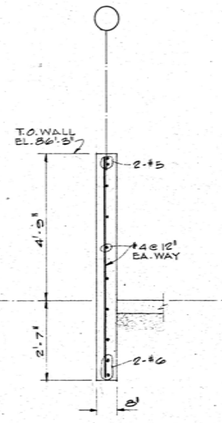

7 S3 S2 1/2" = 1'-0"

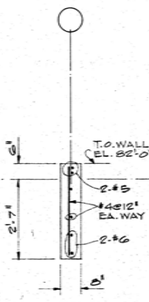

8 S3 S2 1/2" = 1'-0"

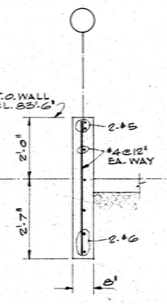

9 S3 S2 1/2" = 1'-0"

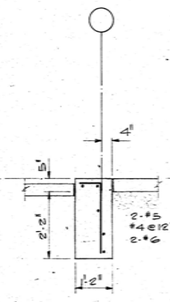

10 S3 S2 AT COURTYARD 1/2" = 1'-0"

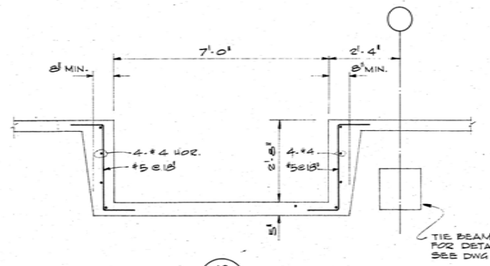

12 S3 S2 1/2" = 1'-0"

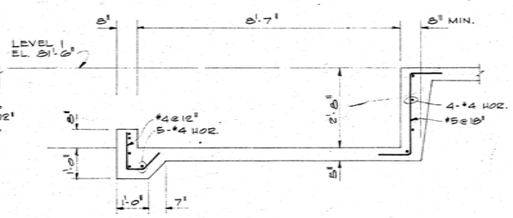

11 S3 S2 1/2" = 1'-0"

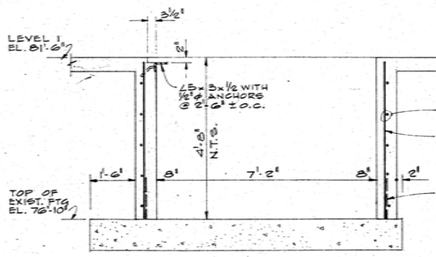

13 S3 S2 1/2" = 1'-0"



14 S3 S2 1/2" = 1'-0"

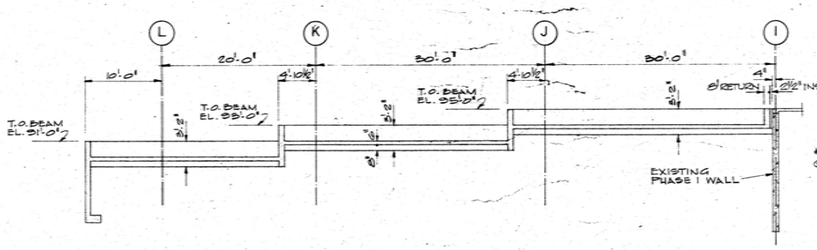

15 S3 S2 NORTH PLANTER WALL AT MAIN ENTRANCE RAMP SCALE: 1/8" = 1'-0"

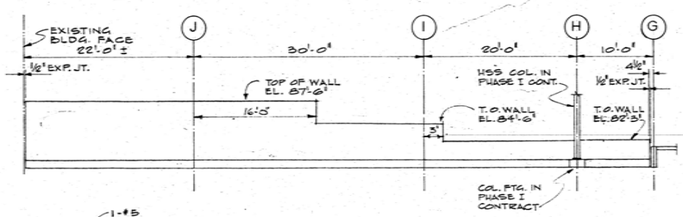

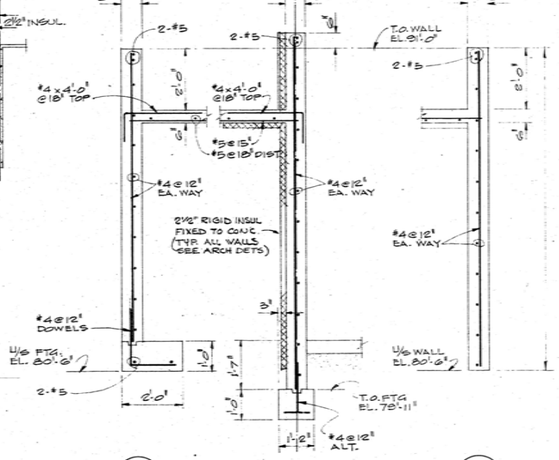

16 S3 S2 17 S3 S2

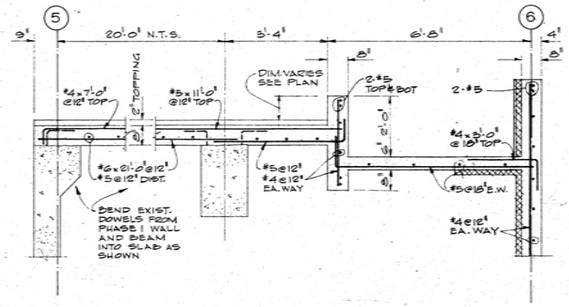

18 S3 S2 1/2" = 1'-0"

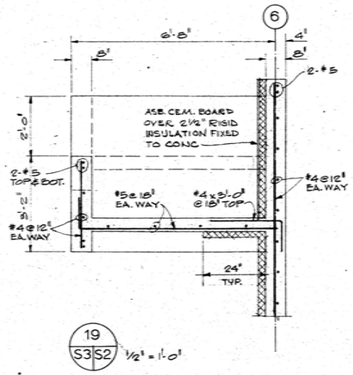

19 S3 S2 1/2" = 1'-0"

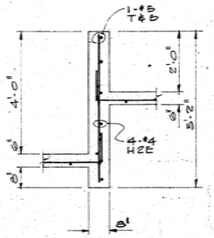

20 S3 S2 1/2" = 1'-0"

21 S3 S2 LINK WALKWAY SOUTH WALL FOOTING SCALE: 1/8" = 1'-0"

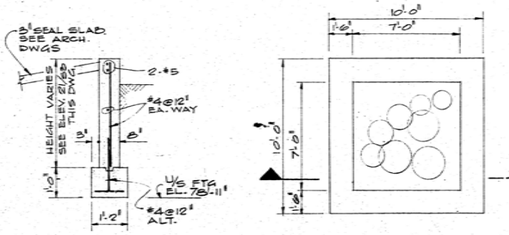

PLAN

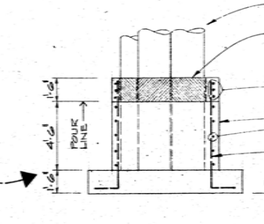

SECTION

PYLON SUPPORT DETAILS
1/4" = 1'-0"

NOTE:
SEE ARCH. DRAWINGS FOR LOCATION OF PYLON AND ORIENTATION OF POLES.

22 S3 S2 1/2" = 1'-0"

BUSH & BOHLMAN LTD.
consulting engineers
1171 MELVILLE ST. VANCOUVER, B.C. TELEPHONE 688-9861

REVISIONS

NO.	DATE	DESCRIPTION
1	1/4/74	ISSUED FOR PHASE II MAIN CONTRACT
2	28/4/76	Revised to 'As Builts'

PROJECT NO. 88857
DATE: APR 1/74 | SCALE: NOTED
DRAWN: GGP | CHECK: HC
APPROVED

GOVERNMENT OF THE YUKON TERRITORY

DRAWING TITLE
FOUNDATION DETAILS
PROJECT TITLE
TERRITORIAL ADMINISTRATION BUILDING
WHITEHORSE, Y.T.

DRAWING NO.
S2

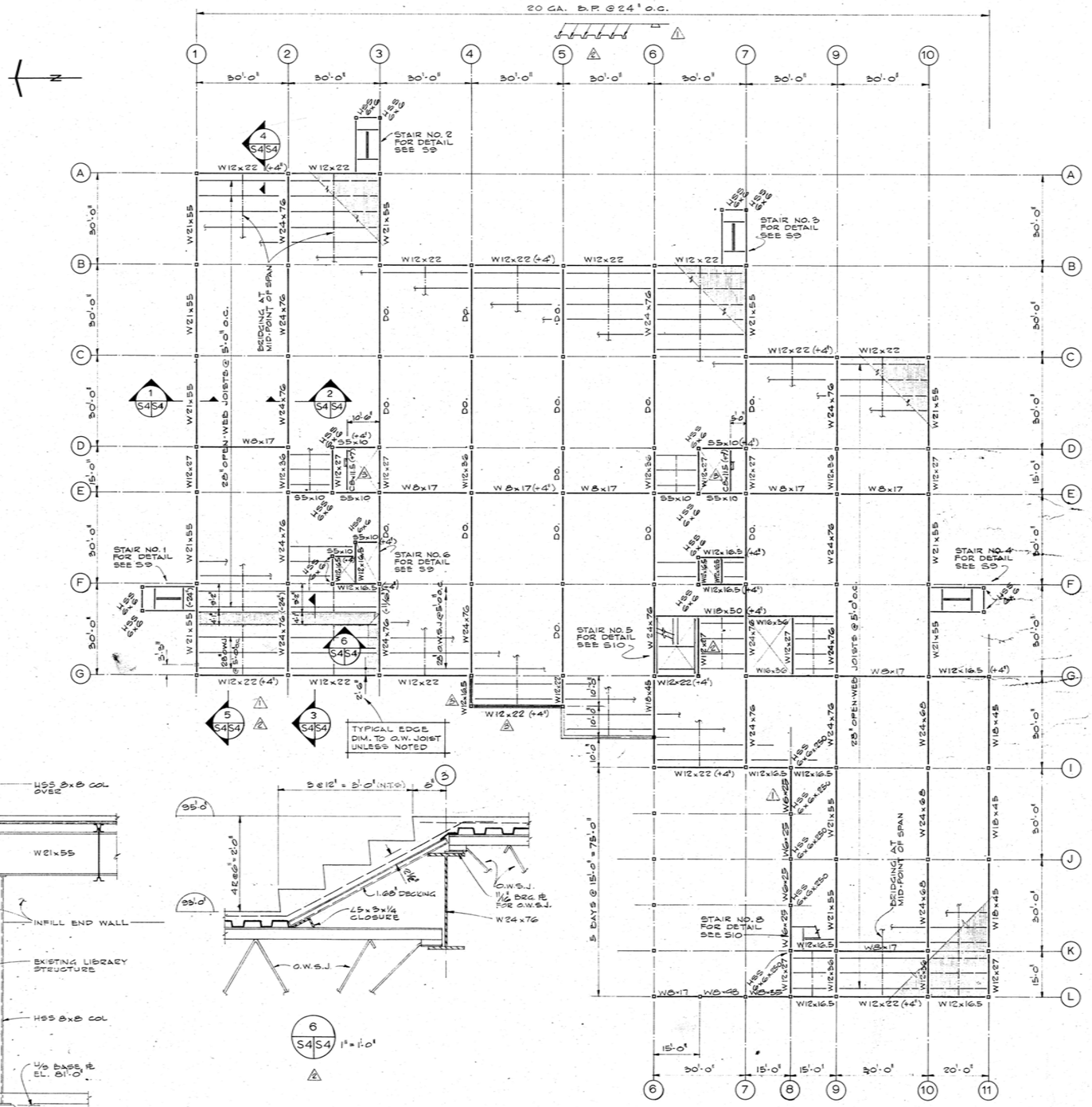

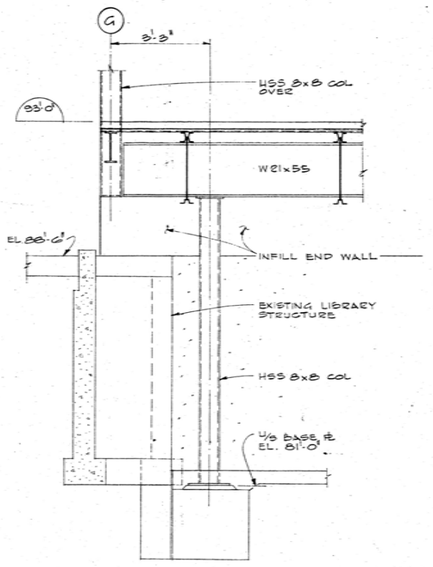

5 S4|S4 1/2"=1'-0"

6 S4|S4 1"=1'-0"

LEVEL 2 FRAMING PLAN

SCALE: 1 INCH = 16 FEET

BAR JOIST SUPERIMPOSED LOADING

D.L. 275 PLF
L.L. 500 PLF

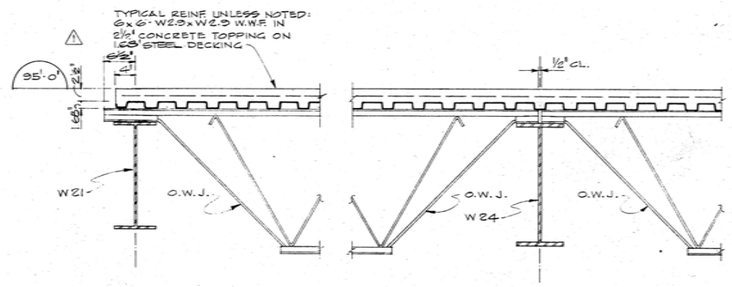

1 S4|S4 1"=1'-0" 2 S4|S4 1"=1'-0"

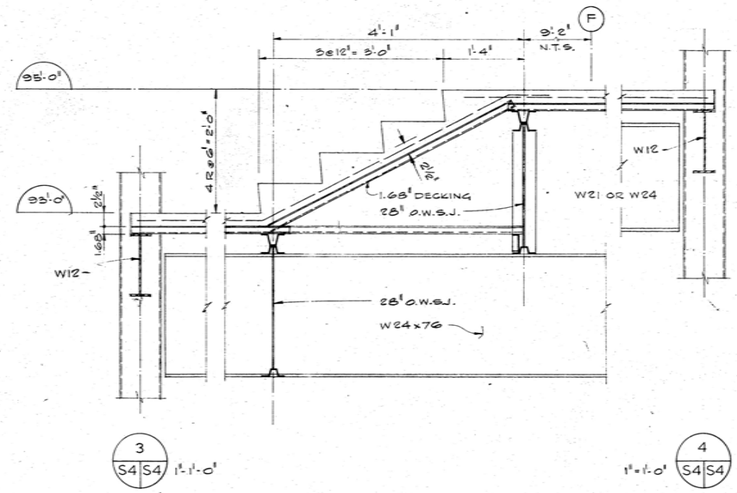

3 S4|S4 1'-1'-0" 4 S4|S4 1"=1'-0"

STRUCTURAL STEEL NOTES

1. LOADINGS — NATIONAL BUILDING CODE 1970.
   LIVE LOADS: ROOFS SNOW — 8x27 PSF PLUS BUILDUP
   MECH. PENTHOUSE — 150 & 50 PSF
   FLOORS — 100 & 75 PSF
   STAIRS, CORRIDORS — 100 PSF
   EARTHQUAKE ZONE 2
2. DESIGN — MEMBERS AND CONNECTIONS TO BE IN ACCORDANCE WITH CSA S16
3. WELDING SHALL CONFORM TO CSA W59. FABRICATOR TO BE FULLY APPROVED BY CANADIAN WELDING BUREAU TO REQUIREMENTS OF CSA W47.
4. WORKMANSHIP & FABRICATION TO BE IN ACCORDANCE WITH CSA S16.
5. ALL STRUCTURAL STEEL PLATE, SHAPES & BARS TO CSA G40.21-44W. ALL HOLLOW SECTIONS TO CSA G40.15, G40.16 & G40.17, GRADE 50. ALL OPEN WEB JOISTS TO CSA G40.21-44W, G40.14, GRADE 50, 55 & 60.
6. ALL BOLTED CONNECTIONS TO BE HI-TENSILE BOLTS TO ASTM A325 OR A490. CONNECTIONS FOR BEAMS TO BE DESIGNED FOR 1/2 TOTAL ALLOWABLE LOAD UNLESS SHOWN OTHERWISE.
7. ALL STEELWORK TO RECEIVE ONE SHOP COAT AND FIELD TOUCH-UP.
8. THE FINAL STRUCTURE RECEIVES HORIZONTAL TRANSFER OF LATERAL FORCES FROM: DIAPHRAGM ACTION THROUGH CONCRETE-FILLED DECK WHERE CONCRETE FILL INDICATED AND THROUGH METAL DECK WHERE CONCRETE FILL NOT PROVIDED. THE STEEL ERECTOR SHALL PROVIDE SUCH TEMPORARY BRACING AS MAY BE REQUIRED FOR STABILITY UNTIL THE FINAL AS-DESIGNED STRUCTURE IS COMPLETE.

METAL DECKING

1. METAL DECKING TO BE 20 ga. GRADE B (F_{ALLOW} = 22400 PSI) GALVANIZED STEEL DECKING OR EQUAL, AS SHOWN ON THE DRAWINGS. DECKING TO BE CONTINUOUS OVER 3 SPANS WHERE POSSIBLE.
2. WELDING, BUTTON PUNCHING AND WELDED STUDS TO BE IN STRICT ACCORDANCE WITH THE DRAWINGS. WHEN ZINC COATING BURNED BY THE WELDS THE AREA SHALL BE COATED AS SPECIFIED.
3. PUDDLE WELDS SHALL BE 1/2" EFFECTIVE AND BUTTON PUNCHING TO BE AS SHOWN. STEEL STUDS FOR DIAPHRAGM ACTION TO BE AS SHOWN.

COLUMN SCHEDULE		
SIZE	LOCATION	NO. REQ'D.
HSS 8x8x.375	B2, C2, C3, C4, C5, C6, D3, D4, D5, D6, E3, E4, E5, E6, F3, F4, F5, F6, F7, G6.	TOTAL - 20
HSS 8x8x.250	ALL COLUMNS NOT OTHERWISE CALLED IN COLUMN SCHEDULE OR IN PLAN.	TOTAL - 62
HSS 6x6x.250	SEE PLAN FOR LOCATION.	TOTAL - 22

BUSH & BOHLMAN LTD.
consulting engineers
1171 MELVILLE ST. VANCOUVER B.C. TELEPHONE 685-8861

PROFESSIONAL ENGINEER PROVINCE OF BRITISH COLUMBIA L. C. BOHLMAN

REVISIONS

NO.	DATE	DESCRIPTION
1	4/1/74	GENERAL REVISION - ISSUED TO DOMINION BRIDGE
2	5/8/74	HOLD AREAS RELEASED WITH MODIFICATIONS; SECTIONS ADDED.
3	22/5/74	DEAD'L ELEVS. REVISED FOR O.W. JOIST BEARING; 2 BEAMS ADDED.
4	1/6/74	ISSUED FOR PHASE II MAIN CONTRACT
5	17/4/06	Revised to 'As Built's'

PROJECT NO. 89857
DATE NOV. 16/73
SCALE NOT S.D.
DRAWN GCP
CHECK HC
APPROVED [illegible]

GOVERNMENT OF THE YUKON TERRITORY

DRAWING TITLE: LEVEL 2 FRAMING
PROJECT TITLE: TERRITORIAL ADMINISTRATION BUILDING WHITEHORSE, Y.T.
DRAWING NO. S4

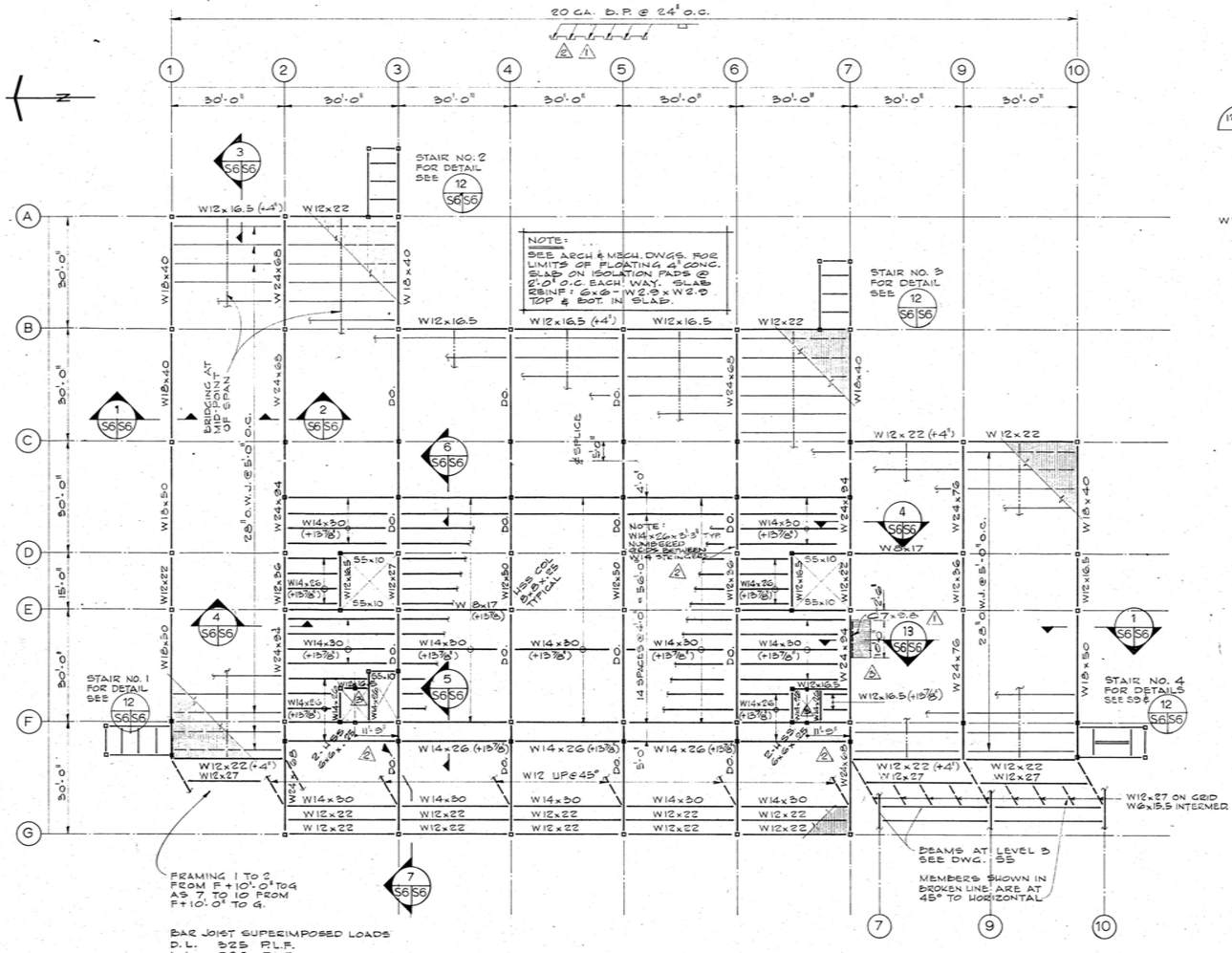

BAR JOIST SUPERIMPOSED LOADS
D.L. 525 PLF.
L.L. 285 PLF.

PENTHOUSE FLOOR & MAIN ROOF FRAMING PLAN

SCALE : 1 INCH = 16 FEET

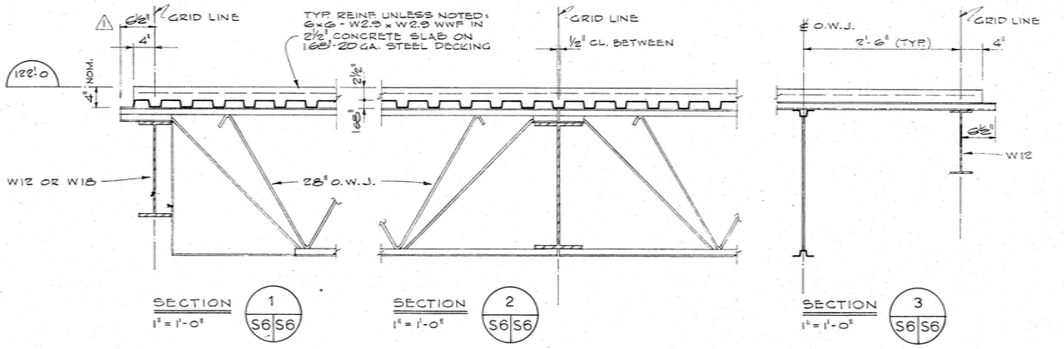

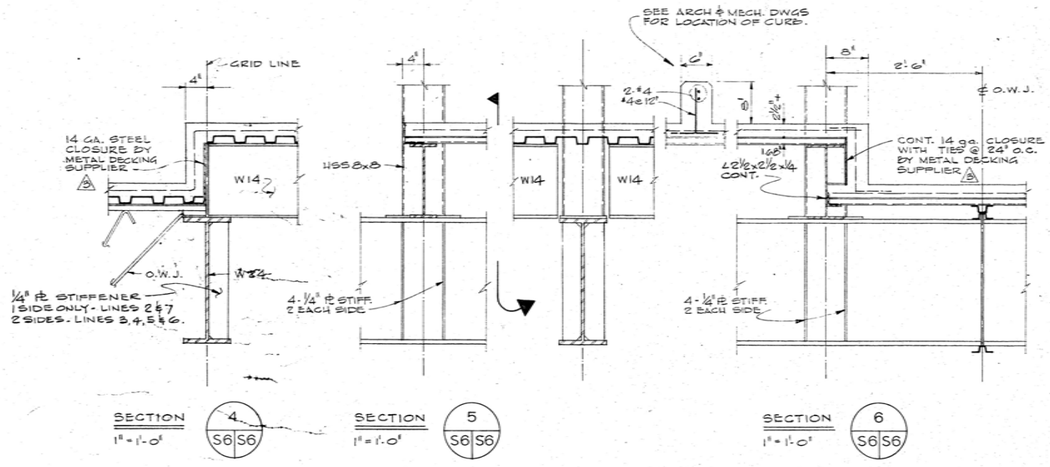

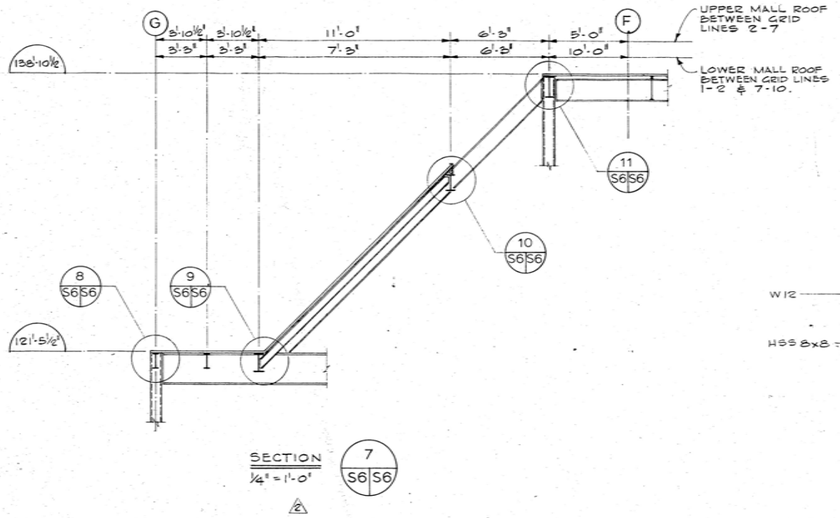

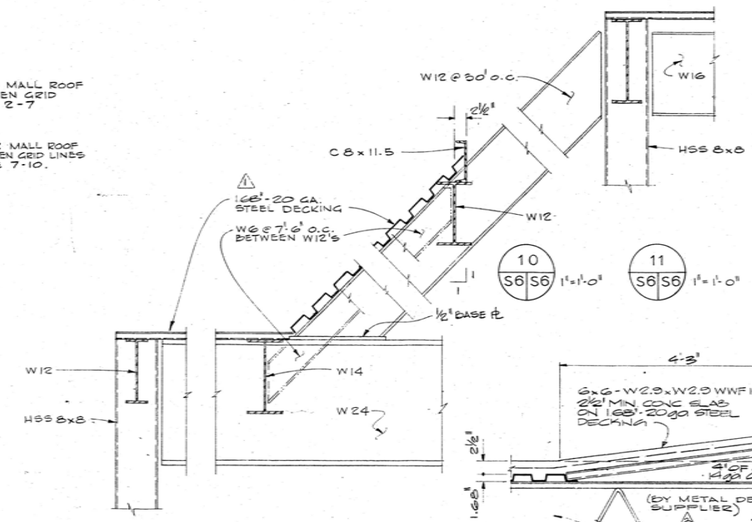

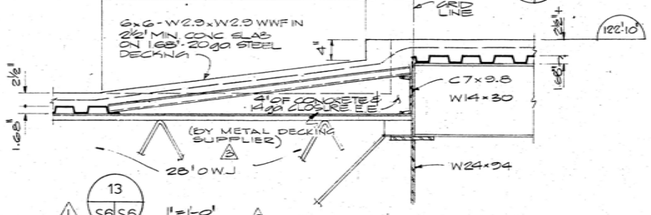

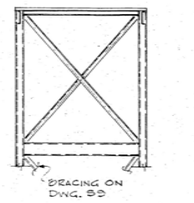

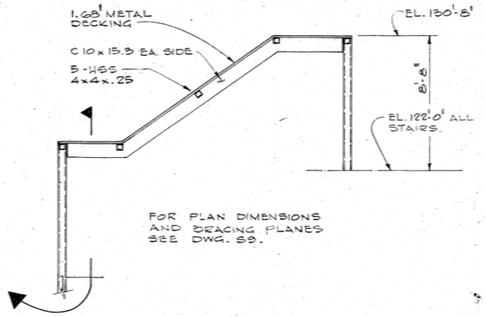

12 S6 S6 ¼" = 1'-0" ROOF FRAMING - STAIRS N° 1, 2, 3 & 4

BUSH & BOHLMAN LTD. consulting engineers — 1171 MELVILLE ST. VANCOUVER B.C. TELEPHONE 688-8861	PROFESSIONAL ENGINEER — PROVINCE OF BRITISH COLUMBIA — L.C. BOHLMAN	REVISIONS — NO. DATE — DESCRIPTION: 1 4/1/74 GENERAL REVISIONS - ISSUED TO DOMINION BRIDGE; 2 1/2/74 "HOLD" AREA RELEASED WITH MODIFICATIONS; 1966 REVISED; 3 22/8/74 BEAM ELEVATIONS REVISED; RAMP ENLARGED; BEAMS & ELEVATOR; 4 1/4/74 ISSUED FOR PHASE II MAIN CONTRACT; 5 [illegible] Revised to 'As Built'	PROJECT NO. 89857 — DATE NOV. 16/73 — SCALE NOTED — DRAWN GCP — CHECK HC — APPROVED	GOVERNMENT OF THE YUKON TERRITORY	DRAWING TITLE: PENTHOUSE FLOOR AND MAIN ROOF FRAMING — PROJECT TITLE: TERRITORIAL ADMINISTRATION BUILDING WHITEHORSE, Y.T.	DRAWING NO. S6

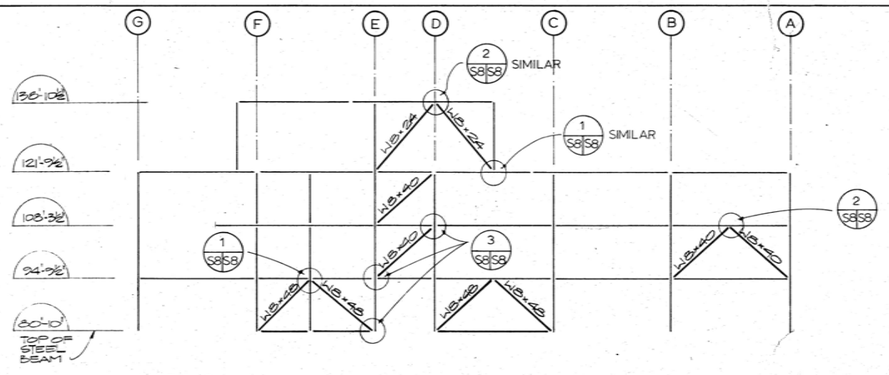

LINE 3

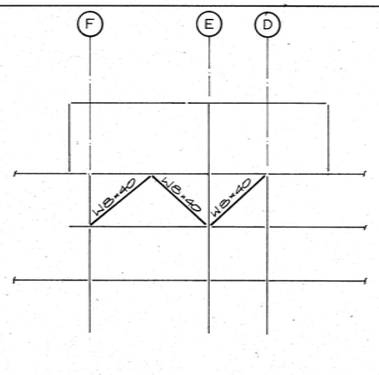

LINE 4

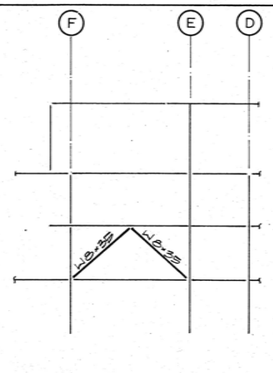

LINE 5

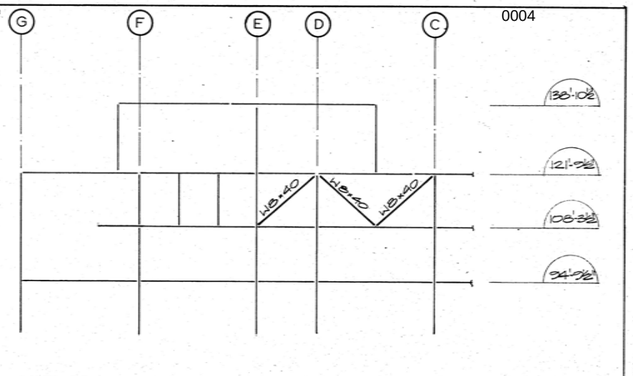

LINE 6

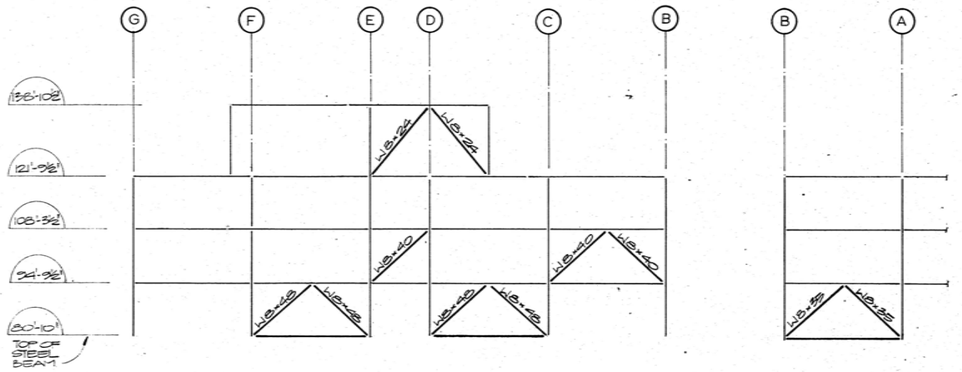

LINE 7

LINE B

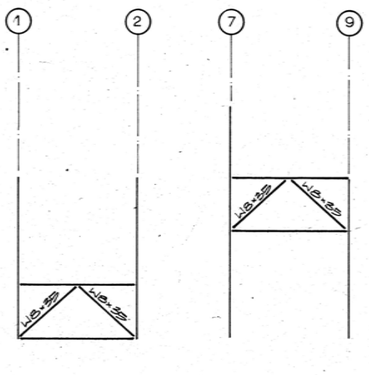

LINE D

LINE D

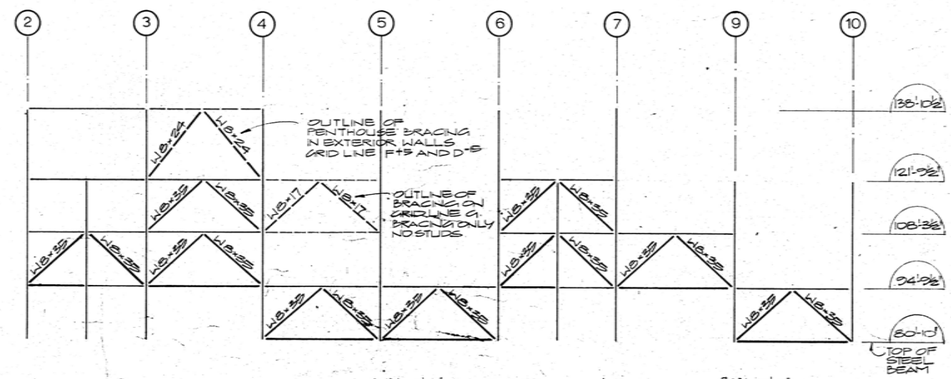

LINE E

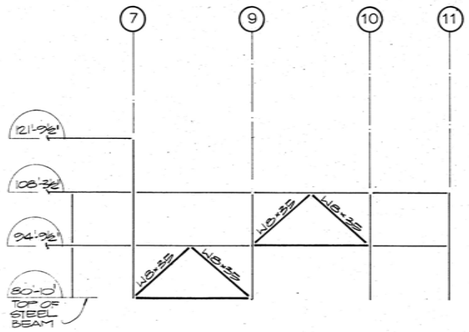

LINE G

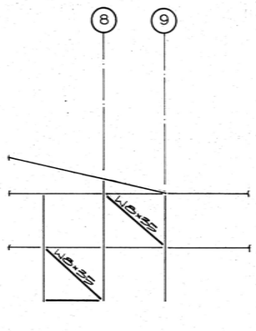

LINE I

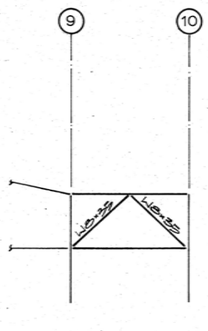

LINE K

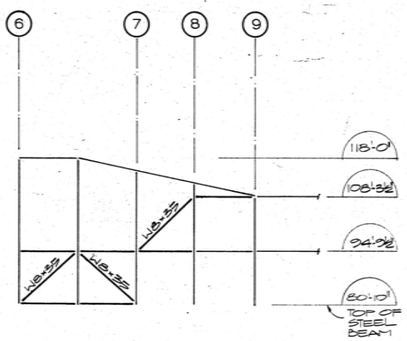

LINE L

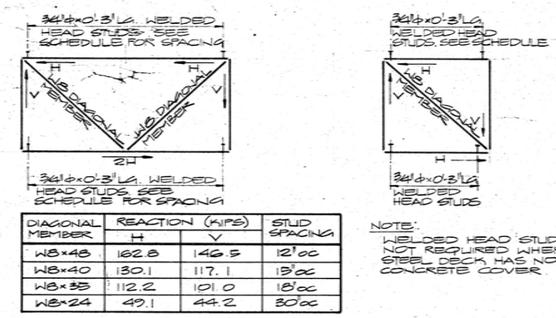

DIAGONAL MEMBER	REACTION (KIPS) H	V	STUD SPACING
W8×48	162.8	146.5	12" oc
W8×40	130.1	117.1	15" oc
W8×35	112.2	101.0	18" oc
W8×24	49.1	44.2	30" oc

NOTE:
WELDED HEAD STUDS NOT REQUIRED WHERE STEEL DECK HAS NO CONCRETE COVER

BRACING REACTIONS AND STUD SPACING DIAGRAM

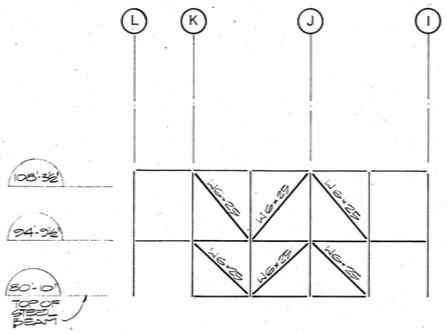

LINE 8

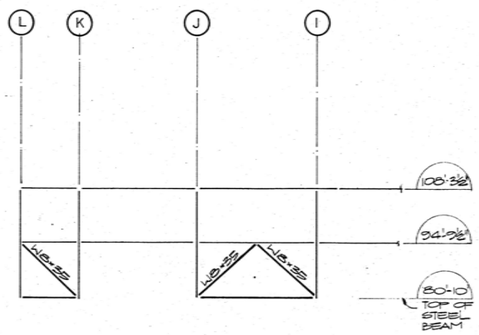

LINE 9

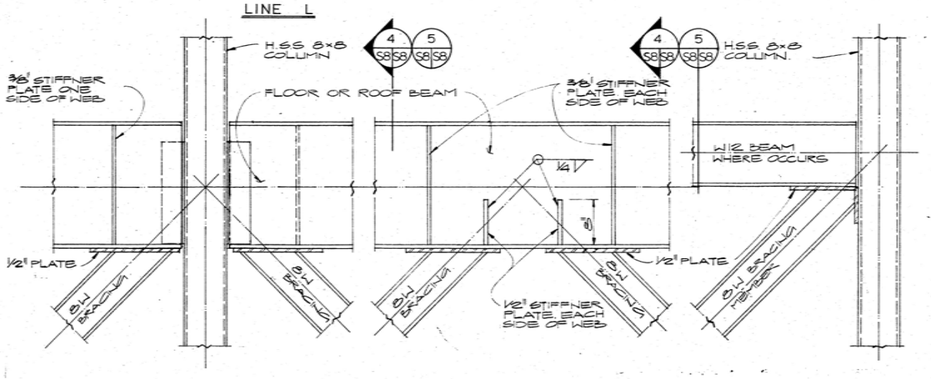

1 S8|S8 TYPICAL BRACING CONNECTION DETAIL

2 S8|S8 TYPICAL BRACING CONNECTION DETAIL

3 S8|S8 TYPICAL BRACING CONNECTION DETAIL

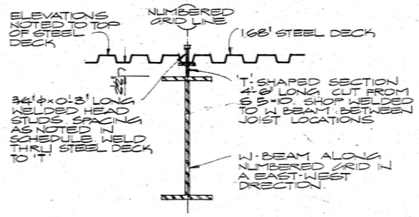

4 S8|S8 STUD CONNECTION DETAIL ON NUMBERED GRID LINE

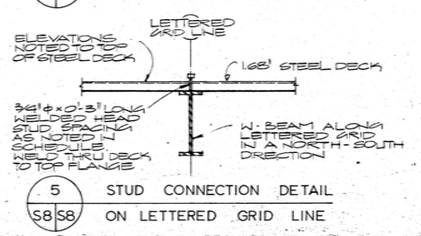

5 S8|S8 STUD CONNECTION DETAIL ON LETTERED GRID LINE

BUSH & BOHLMAN LTD.
consulting engineers
1171 MELVILLE ST. VANCOUVER B.C. TELEPHONE 688-9861

PROFESSIONAL ENGINEER PROVINCE OF BRITISH COLUMBIA L.C. BOHLMAN

REVISIONS NO.	DATE	DESCRIPTION
1.	4/1/74	ISSUED TO DOMINION BRIDAB
2.	1/4/74	ISSUED FOR PHASE II MAIN CONTRACT
3.	11/1/06	Revised to 'As Built'

PROJECT NO. 89857
DATE NOV. 16/73
SCALE 1/8", 1'-0"
DRAWN M.W.
CHECK H.C.
APPROVED

GOVERNMENT OF THE YUKON TERRITORY

DRAWING TITLE
WALL BRACING

PROJECT TITLE
TERRITORIAL ADMINISTRATION BUILDING
WHITEHORSE, Y.T.

DRAWING NO. S8

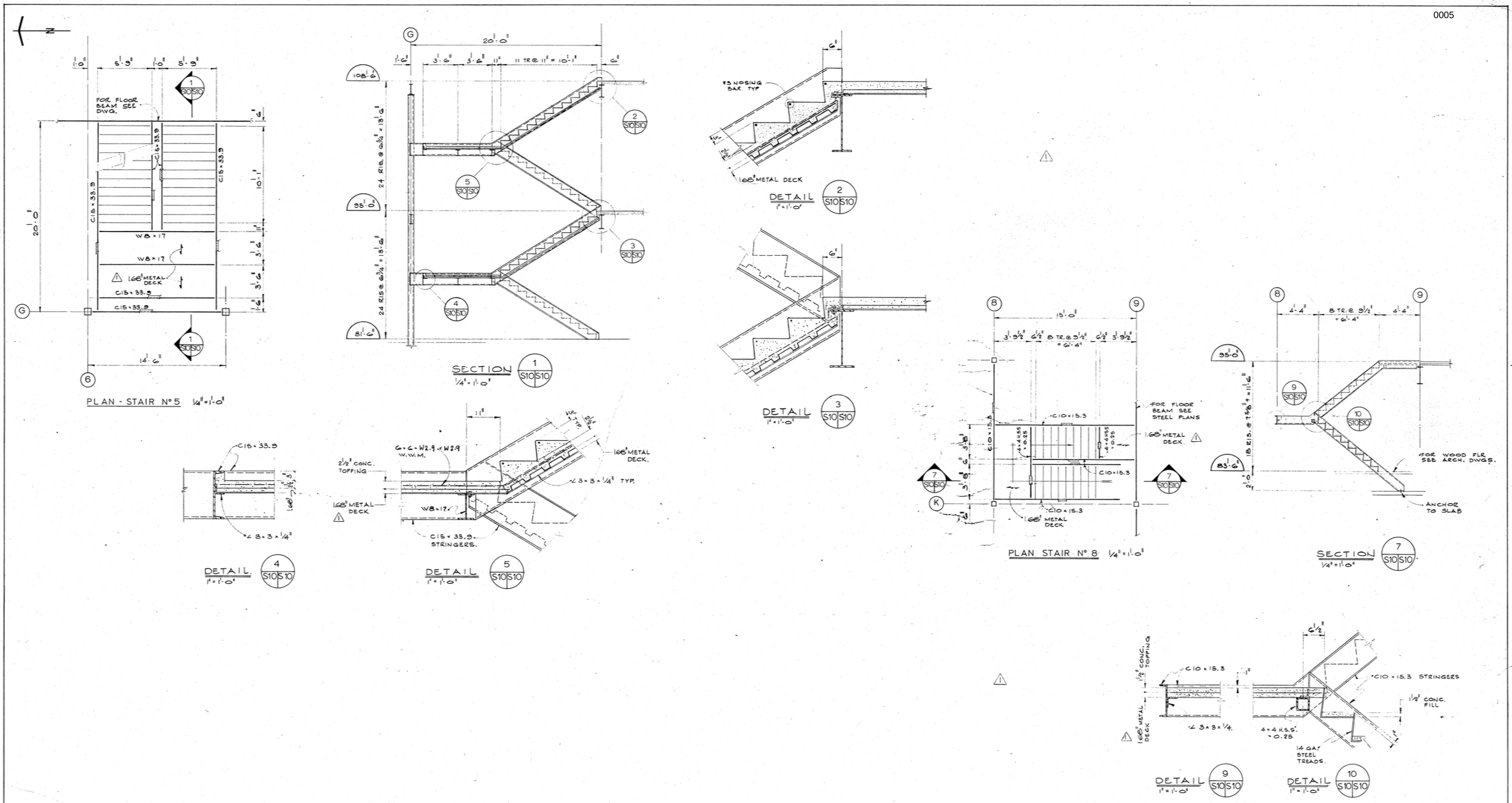

BUSH & BOHLMAN LTD.
consulting engineers
1171 MELVILLE ST VANCOUVER B C TELEPHONE 688-9861

PROFESSIONAL ENGINEER — PROVINCE OF BRITISH COLUMBIA — L. C. BOHLMAN

REVISIONS

NO.	DATE	DESCRIPTION
1	4/1/74	GENERAL REVISION ISSUED TO DOMINION BRIDGE
2	1/4/74	ISSUED FOR PHASE II MAIN CONTRACT.
3	7/9/76	Revised to 'As Builts'.

PROJECT NO. 89857
DATE NOV 16/73 — SCALE NOTED
DRAWN GT — CHECK HC
APPROVED

GOVERNMENT OF THE YUKON TERRITORY

DRAWING TITLE
STAIR SHEET No. 2

PROJECT TITLE
TERRITORIAL ADMINISTRATION BUILDING
WHITEHORSE, Y.T.

DRAWING NO.
S10

cut here
couper ici

international A2 420 x 594 mm

inches 0 1 2 3 4 5 6 7 8 pouces

C

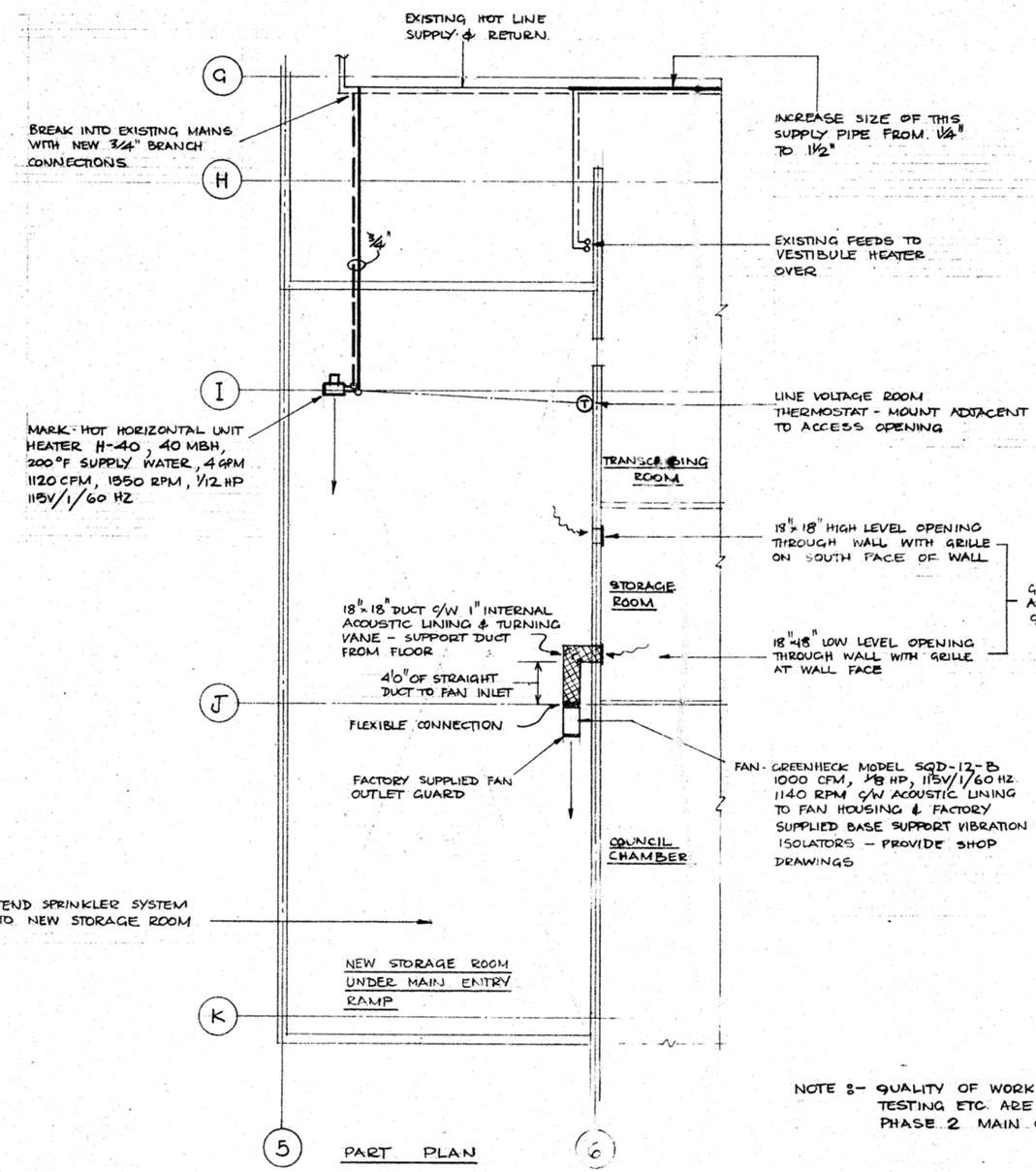

PART PLAN

NOTE :- QUALITY OF WORKMANSHIP, MATERIALS TESTING ETC. ARE ALL TO BE AS PHASE 2 MAIN CONTRACT DOCUMENTS

DPW A2

centimetres 0 2 4 6 8 10 12 14 16 18 20 centimètres

Public Works Canada / Travaux publics Canada

office
bureau

consultant
expert-conseil

seal
sceau

designed by
conçu par Len Favrant

drawn by
dessiné par Len Favrant

approved by
approuvé par date

scale
échelle 1/8" = 1 Foot

A detail no. no. du détail
B sheet no. – where detail required no. de la feuille – où détail exigé
C sheet no. – where detailed no. de la feuille – où détaillé

revisions
révisions
ADDITION OF NEW STORAGE ROOM UNDER MAIN ENTRY RAMP

project
projet
TERRITORIAL ADMINISTRATION BUILDING
WHITEHORSE Y.T.

drawing
dessin
LEVEL 1 WEST
HEATING & AIR CONDITIONING

project No. du projet	sheet No. de la feuille
89857.	M6 - R1

cut here
couper ici

international A1 594 x 841 mm

inches 0 1 2 3 4 5 6 7 8 pouces

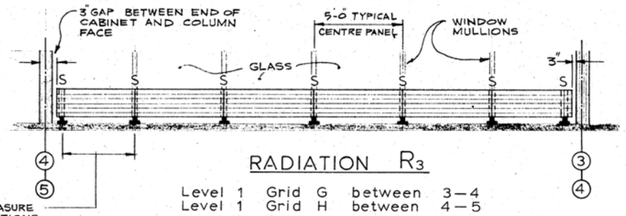

RADIATION R3

Level 1 Grid G between 3—4
Level 1 Grid H between 4—5
Level 2 Grid G between 3—4
Level 2 Grid H between 4—5

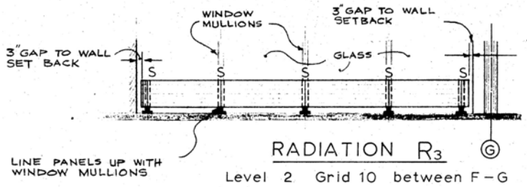

RADIATION R3

Level 2 Grid 10 between F—G

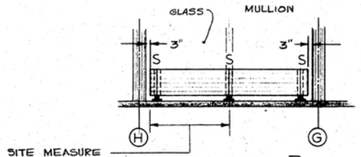

RADIATION R3

Level 1 Grid 4 between G-H
Level 2 Grid 4 between G-H

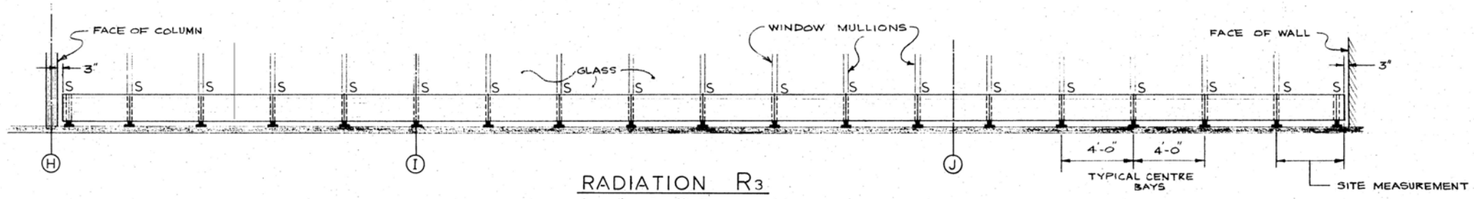

RADIATION R3

Level 2 Gallery

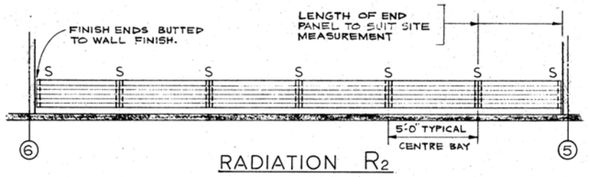

RADIATION R2

Level 1 Grids H&I

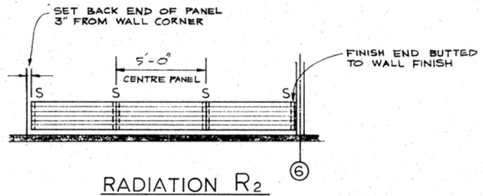

RADIATION R2

Level 1 Grid H

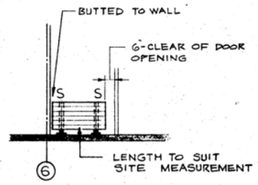

RADIATION R3

Level 1 Grid E

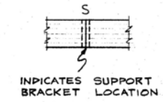

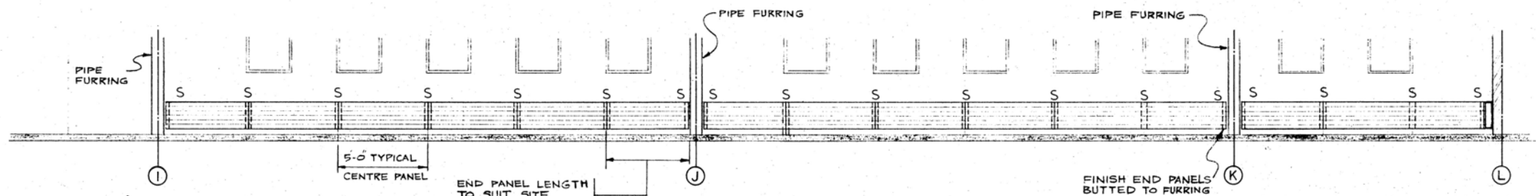

RADIATION R2

Level 1 Grid 11

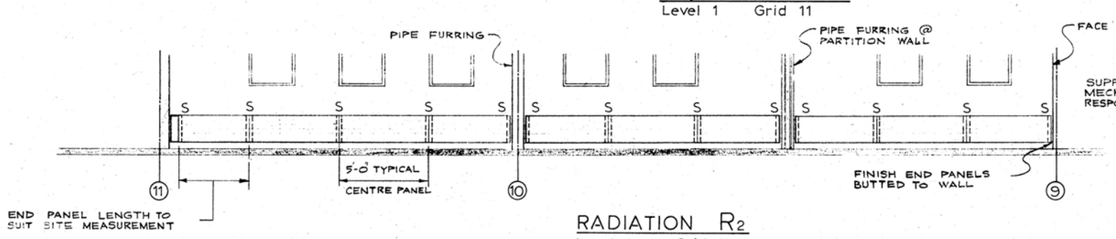

RADIATION R2

Level 1 Grid L

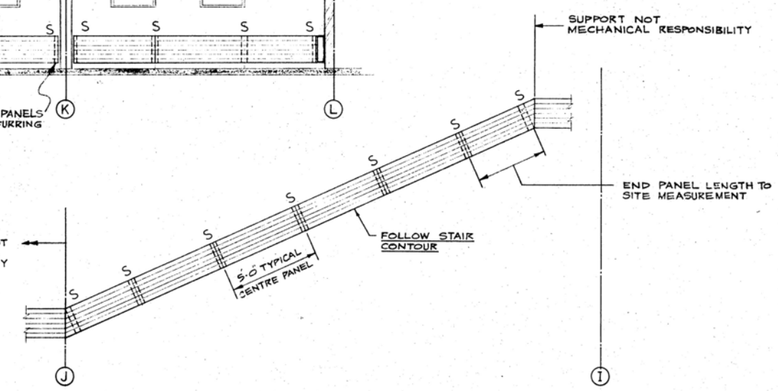

RADIATION R2

Levels 2/1 Grid 6

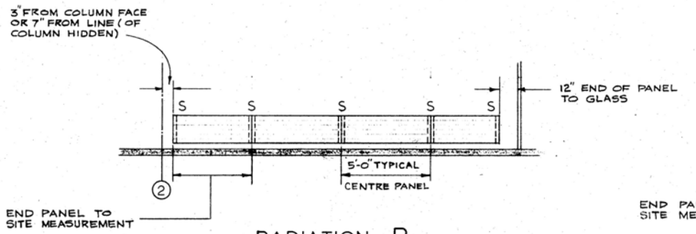

RADIATION R2

Level 2 Grid 1&2

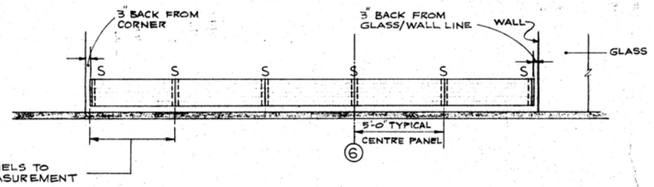

RADIATION R2

Level 2 Grid H

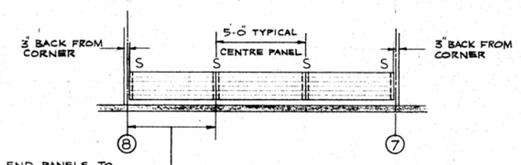

RADIATION R2

Level 2 Grid H

D.P.W. A1

centimetres 0 2 4 6 8 10 12 14 16 18 20 centimètres

0007

[redacted]

GOVERNMENT OF THE YUKON TERRITORY

consultant
expert-conseil

seal
sceau

designed by
conçu par

drawn by
dessiné par

approved by
approuvé par

date

scale
échelle 1/4" = 1'-0"

A detail no.
no. du détail
B sheet no. – where detail required
no. de la feuille – où détail exigé
C sheet no. – where detailed
no. de la feuille – où détaillé

revisions
revisions

project
projet
TERRITORIAL ADMINISTRATION BUILDING
WHITEHORSE Y.T

drawing
dessin
DETAILS 1
RADIATION R2 & R3

project No. du projet
89857

sheet No. de la feuille
HTG - CL- 1

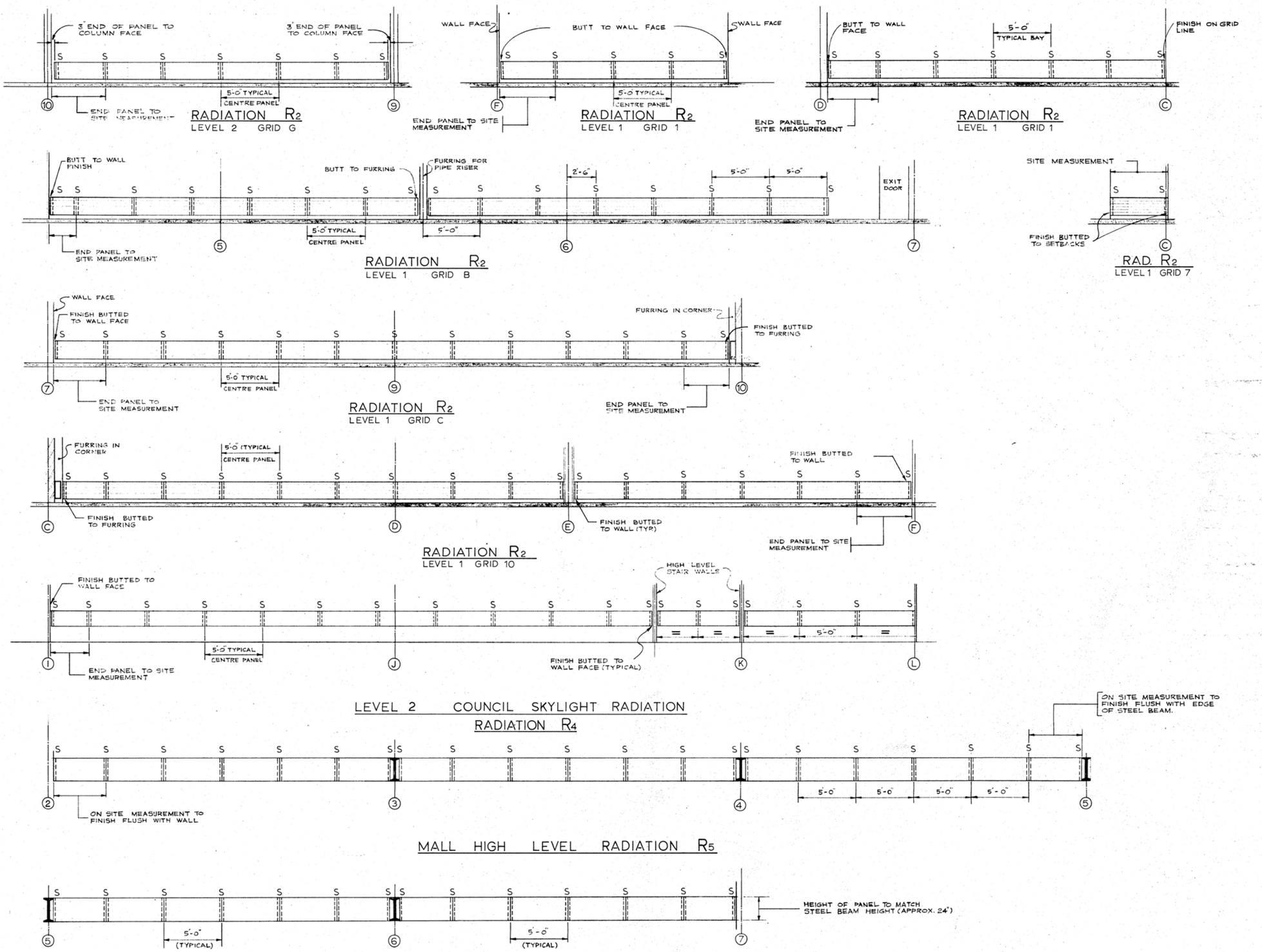

[redacted]

GOVERNMENT OF THE YUKON TERRITORY

consultant
expert-conseil

seal
sceau

designed by
conçu par

drawn by
dessiné par

approved by
approuvé par

date

scale
échelle 1/4" = 1'-0"

A detail no.
no. du détail
B sheet no. – where detail required
no. de la feuille – où détail exigé.
C sheet no. – where detailed
no. de la feuille – où détaillé

revisions
révisions

project
projet
TERRITORIAL ADMINISTRATION BUILDING
WHITEHORSE Y.T

drawing
dessin
DETAILS 2
RADIATION R2, R4, R5

project No. du projet	sheet No. de la feuille
89857	HTG - CL - 2

D.P.W. A1

cut here
couper ici

international A1 594 x 841 mm

inches 0 1 2 3 4 5 6 7 8 pouces

centimetres 0 2 4 6 8 10 12 14 16 18 20 centimètres

cut here
couper ici
international A1 594 x 841 mm
inches 0 1 2 3 4 5 6 7 8 pouces
C

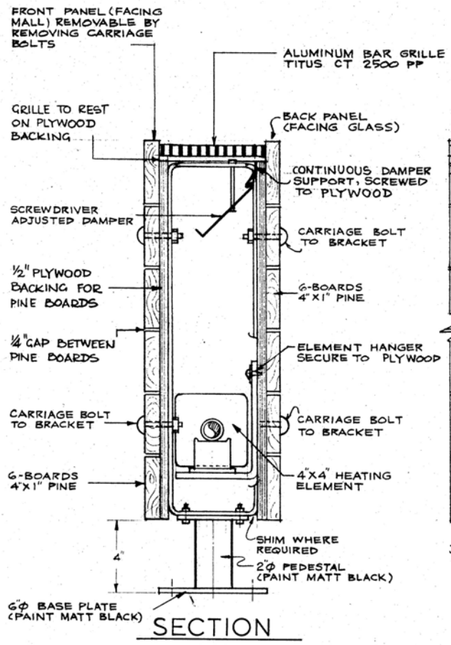

SECTION
TYPE R_3 BRACKET
Scale 3" = 1'-0"

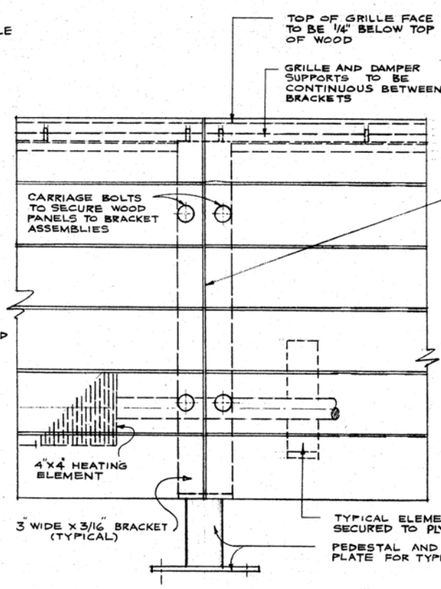

ELEVATION
TYPE R_3 & R_2
Scale 3" = 1'-0"

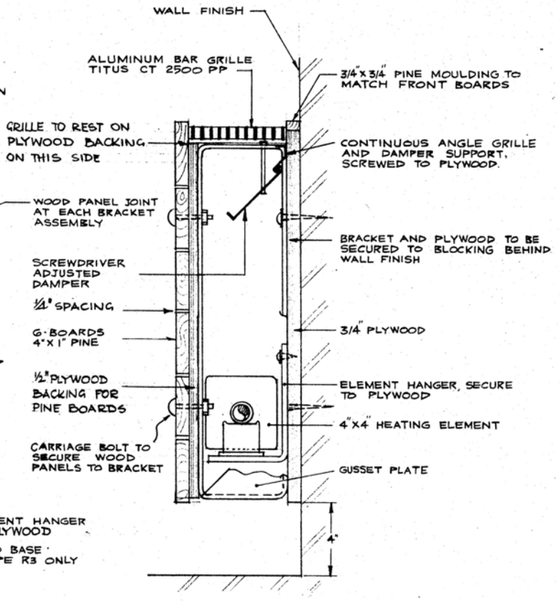

SECTION
TYPE R_2 BRACKET
Scale 3" = 1'-0"

NOTES

1. DAMPERS TO PROVIDE A MINIMUM OF 4" OPENING WHERE FIN IS 4"X4" AND 2½" OPENING WHERE FIN IS 2½" X 2".
2. READ THIS DRAWING IN RELATION TO DRAWINGS.... HTG - CL - 1 & HTG - CL - 2
3. EXACT LOCATION OF FIN, ELEMENT HANGERS, BRACKETS ETC. TO BE SITE DECIDED DECIDED TO AVOID CLASHES

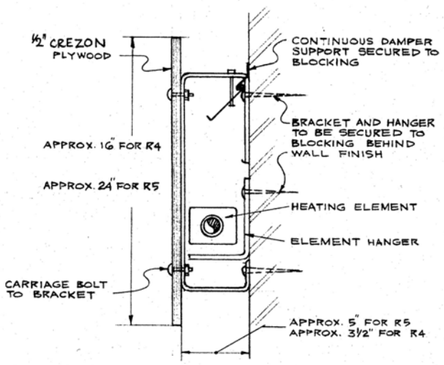

SECTION
TYPE R_4 & R_5
Scale 3" = 1'-0"

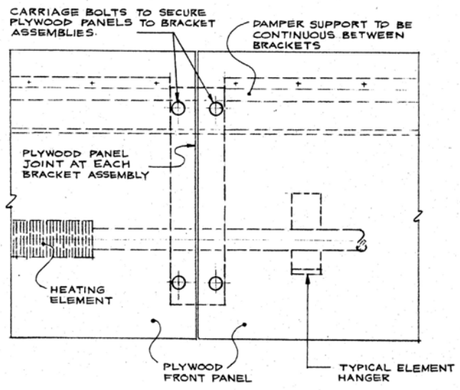

ELEVATION
TYPES R_4 & R_5
Scale 3" = 1'-0"

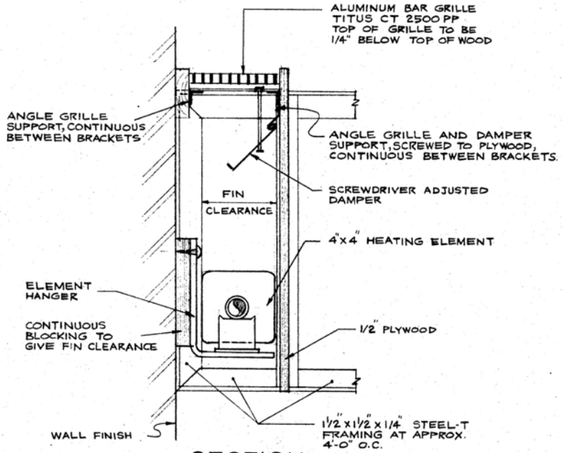

SECTION
TYPE R_6 Scale 3" = 1'-0"

0009

GOVERNMENT OF THE YUKON TERRITORY

consultant
expert-conseil

seal
sceau

designed by
conçu par

drawn by
dessiné par

approved by
approuvé par

date

scale
échelle

A detail no. no. du détail
B sheet no. – where detail required no. de la feuille – où détail exige
C sheet no. – where detailed no. de la feuille – où détaillé

revisions
révisions

project
projet
TERRITORIAL ADMINISTRATION BUILDING
WHITEHORSE Y.T

drawing
dessin
DETAILS 3 - RADIATION
R2, R3, R4, R5, R6

project No. du projet	sheet No. de la feuille
89857	HTG - CL - 3

D.P.W. A1
centimetres 0 2 4 6 8 10 12 14 16 18 20 centimètres
C

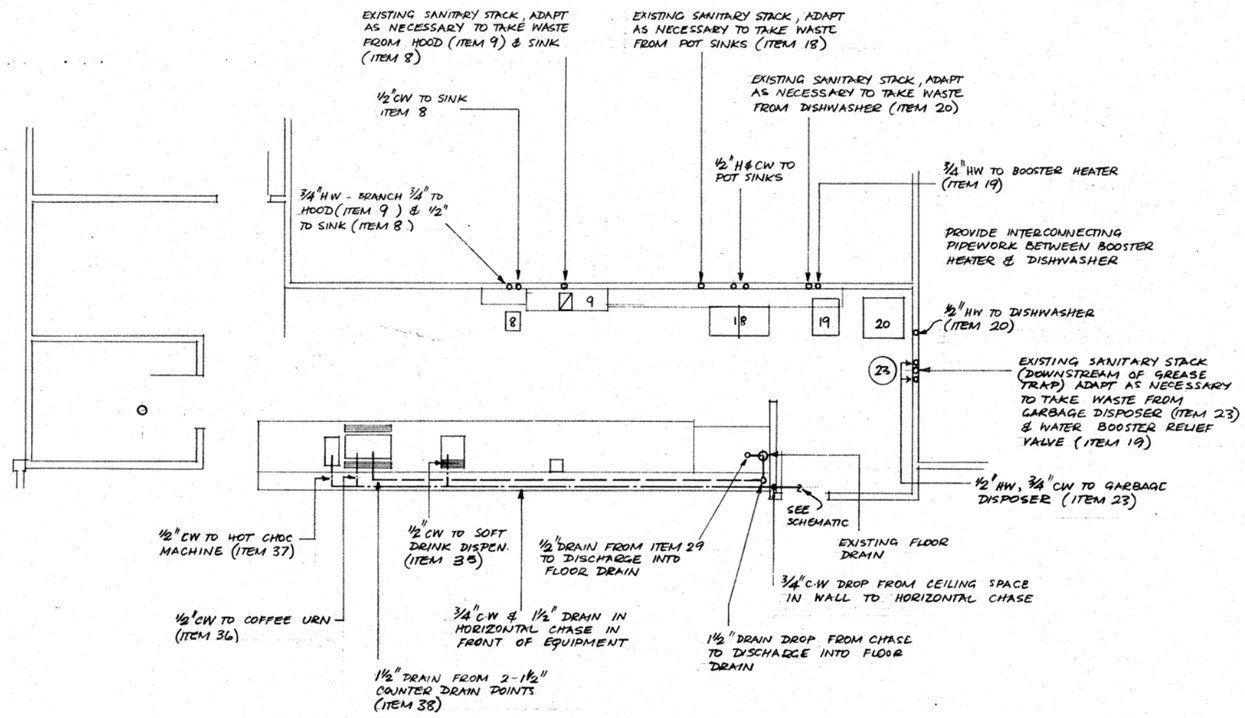

KITCHEN PLAN SCALE 1/4" = 1 FOOT

NOTES

1. READ THIS DRAWING IN CONJUNCTION WITH RUSSELL FOODS DRAWINGS NO.
   3497-1
   3497-2
   3497-3
   3497-4
2. PROVIDE REFRIGERATION CONDUITS AS CALLED FOR ON THE ABOVE NOTED DRAWINGS
3. CONNECT EXISTING 12"x12" KITCHEN EXHAUST DUCT TO "CLEAN AIR" HOOD
4. READ & INCLUDE FOR ITEMS GIVEN ON GENERAL NOTES 2, 4, 7, 9 (RUSSELL FOODS DRAWINGS)
5. NOTE THAT PHASE 2 MAIN CONTRACT DOCUMENTS (DRWG. M17) ALREADY INCLUDE PLUMBING HOOK-UPS TO SOME OF THE OWNER SUPPLIED KITCHEN EQUIPMENT

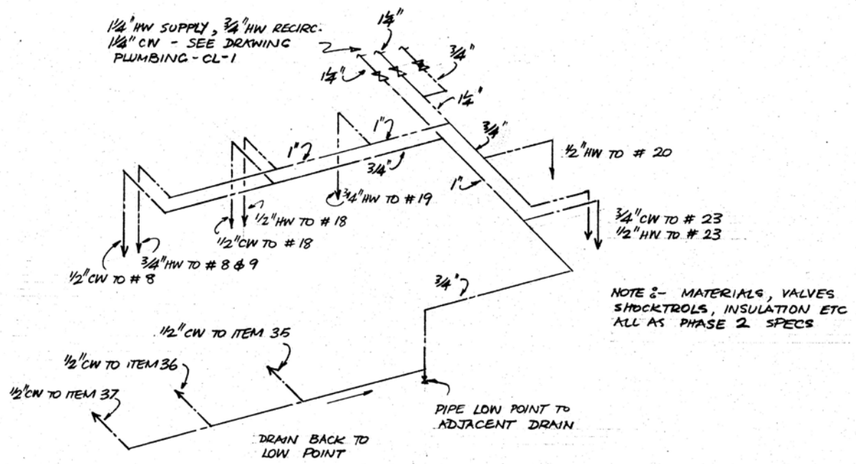

KITCHEN WATER PIPING SCHEMATIC
NTS

[redacted]

office
bureau

consultant
expert-conseil

seal
sceau

designed by / conçu par: L.G. FARRANT

drawn by / dessiné par: L.G. FARRANT

approved by / approuvé par — date

scale / échelle: AS SHOWN

A — detail no. / no. du détail
B — sheet no. – where detail required / no. de la feuille – où détail exigé
C — sheet no. – where detailed / no. de la feuille – où détaillé

revisions
révisions

project
projet
TERRITORIAL ADMINISTRATION BUILDING WHITEHORSE Y.T

drawing
dessin
PLUMBING FOR APPROVED KITCHEN LAYOUT

project No. du projet	sheet No. de la feuille
89857	KIT. - R1

D.P.W. A1

cut here
couper ici

international A1 594x841 mm

inches 0 1 2 3 4 5 6 7 8 pouces

HUMIDIFIERS (KEYPUNCH & COMPUTER RMS)

ARMSTRONG "HUMIDIMAKER" MODEL DE-2
120 VOLT, SINGLE PHASE, 60 HZ, 2000 WATTS
C/W FLOOR STAND, ENAMELLED STEEL ENCLOSURE.
AND 24 V WALL HUMIDISTAT

ROOM AIR CONDITIONER

KOLDWAVE MODEL K-19DH, 208VOLT, SINGLE PHASE.
60 HZ, 19,100 BTU/HR COOLING, 20,500 BTU/HR HEATING
700 CFM

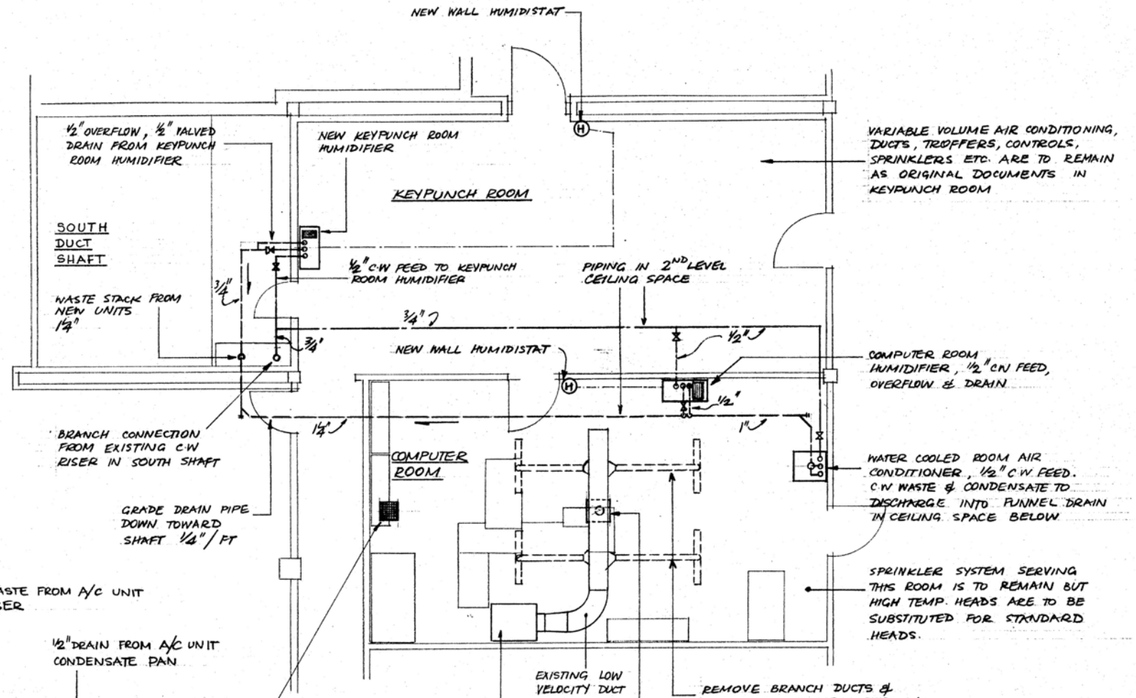

PART LEVEL 3 EAST PLAN
SCALE ¼" = 1 FOOT

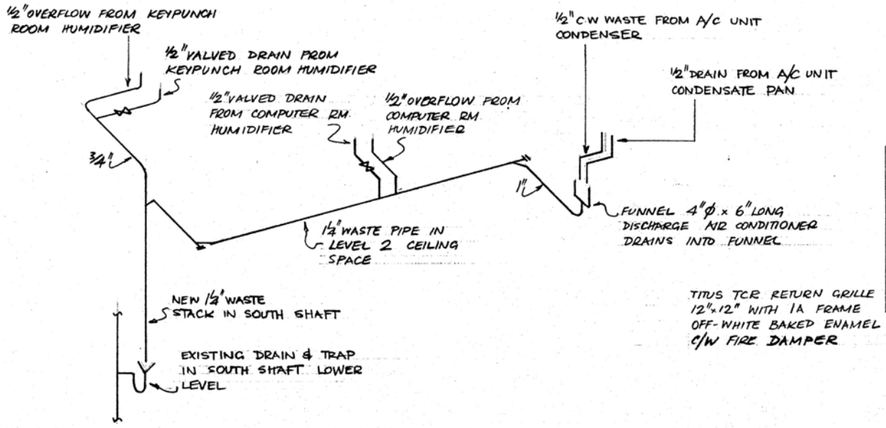

WASTE PIPING SCHEMATIC
N.T.S

NOTE:- QUALITY OF WORKMANSHIP, MATERIALS, TESTING ETC ARE ALL TO BE AS PHASE 2 MAIN CONTRACT DOCUMENTS.

Public Works Canada / Travaux publics Canada

office
bureau

consultant
expert-conseil

seal
sceau

designed by / conçu par: L.G FARRANT

drawn by / dessiné par: L.G FARRANT

approved by / approuvé par: date

scale / échelle: AS SHOWN

A detail no. / no. du détail
B sheet no. – where detail required / no. de la feuille – où détail exigé
C sheet no. – where detailed / no. de la feuille – où détaillé

revisions
révisions

project
projet
TERRITORIAL ADMINISTRATION
BUILDING - WHITEHORSE Y.T

drawing
dessin
COMPUTER ROOMS - AIR CONDITIONING

project / No. du projet	sheet No. de la feuille
89857	M9/M12 - R1

D.P.W. A1

centimetres 0 2 4 6 8 10 12 14 16 18 20 centimètres

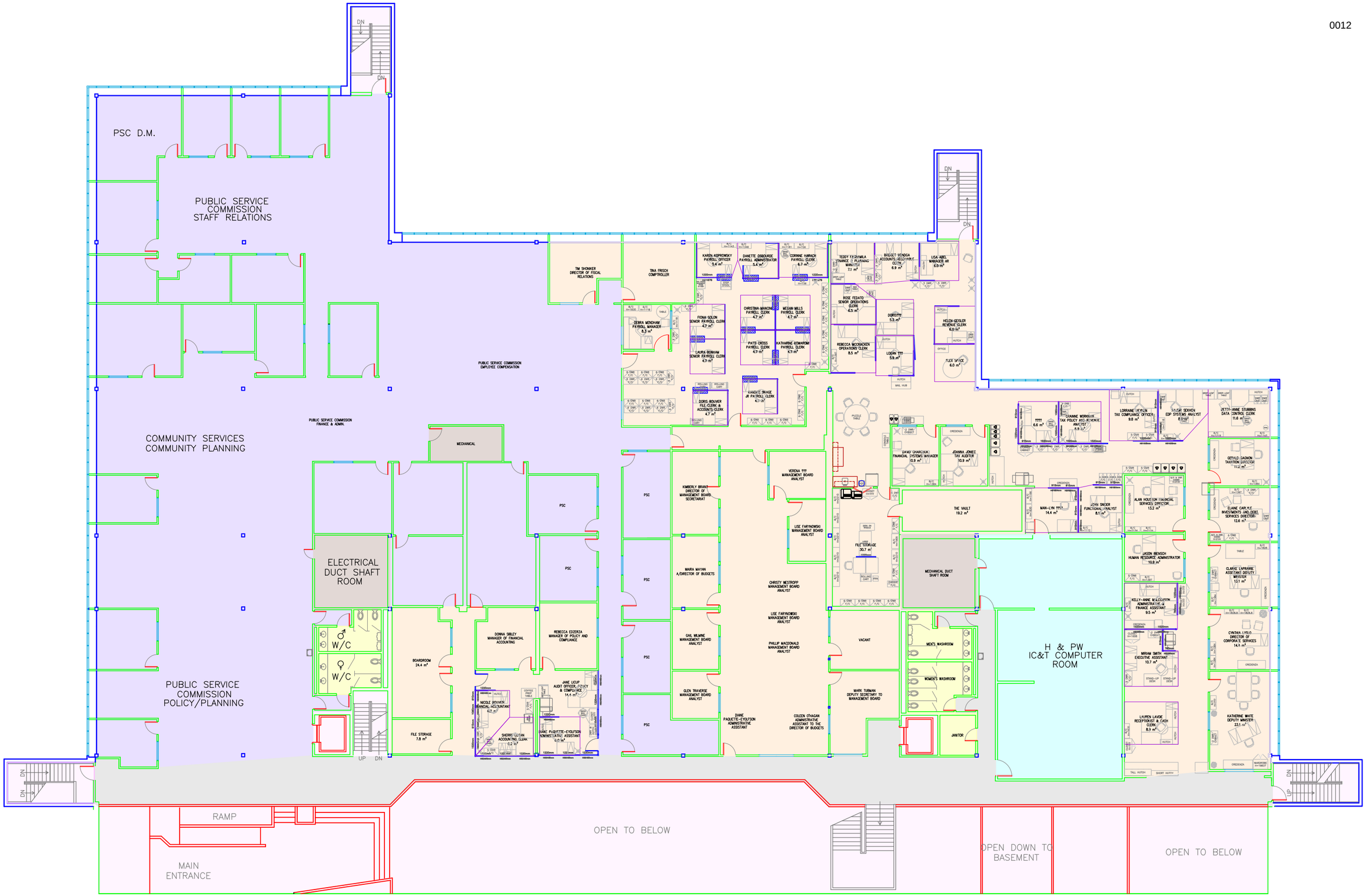
PSC D.M.
PUBLIC SERVICE COMMISSION STAFF RELATIONS
COMMUNITY SERVICES COMMUNITY PLANNING
PUBLIC SERVICE COMMISSION POLICY/PLANNING
ELECTRICAL DUCT SHAFT ROOM
W/C
W/C
PUBLIC SERVICE COMMISSION EMPLOYEE COMPENSATION
PUBLIC SERVICE COMMISSION FINANCE & ADMIN.
MECHANICAL
PSC
BOARDROOM 24.4 m²
FILE STORAGE 7.8 m²
DONNA SIBLEY MANAGER OF FINANCIAL ACCOUNTING
REBECCA EDZERZA MANAGER OF POLICY AND COMPLIANCE
TIM SHONKER DIRECTOR OF FISCAL RELATIONS
TINA FRISCH COMPTROLLER
KAREN KOPROWSKY PAYROLL OFFICER 5.4 m²
DANETTE OSBOURDE PAYROLL ADMINISTRATOR 5.4 m²
CORINNE HARACH PAYROLL CLERK 6.7 m²
TEDDY FARKAMILA FINANCE & PLANNING MANAGER 7.1 m²
BRIGGET TENDCA ACCOUNTS RECEIVABLE CLERK 6.9 m²
LISA ABEL MANAGER AR 6.0 m²
DEBRA MENDHAM PAYROLL MANAGER 8.3 m²
FIONA SOLON SENIOR PAYROLL CLERK 4.7 m²
LAURA BORHAM SENIOR PAYROLL CLERK 4.7 m²
CHRISTINA MANCINE PAYROLL CLERK 4.7 m²
MEGAN MILLS PAYROLL CLERK 4.7 m²
PATTI CROSS PAYROLL CLERK 4.7 m²
KATHARINE ROMAROMI PAYROLL CLERK 4.7 m²
ROSE FEDATO SENIOR OPERATIONS CLERK 6.5 m²
DORIS??? 5.2 m²
REBECCA MCCRACKEN OPERATIONS CLERK 8.5 m²
LOGAN ??? 5.9 m²
HELEN GEISLER REVENUE CLERK 6.0 m²
FLEX SPACE 6.0 m²
DORIS BOUVIER FILE CLERK & ACCOUNTS CLERK 4.7 m²
RANDKE BRAGE JR PAYROLL CLERK 4.7 m²
KIMBERLY BRANT DIRECTOR OF MANAGEMENT BOARD SECRETARIAT
MARA MAYAN A/DIRECTOR OF BUDGETS
GAIL MILMINE MANAGEMENT BOARD ANALYST
GLEN TRAVERSE MANAGEMENT BOARD ANALYST
VERENA ??? MANAGEMENT BOARD ANALYST
LISE FARYNOWSKI MANAGEMENT BOARD ANALYST
CHRISTY WESTROPP MANAGEMENT BOARD ANALYST
LISE FARYNOWSKI MANAGEMENT BOARD ANALYST
PHILLIP MACDONALD MANAGEMENT BOARD ANALYST
DIANE PAQUETTE-EYOLFSON ADMINISTRATIVE ASSISTANT
COLEEN O'HAGAN ADMINISTRATIVE ASSISTANT TO THE DIRECTOR OF BUDGETS
DANNY CHARCHUK FINANCIAL SYSTEMS MANAGER 10.9 m²
JOANNA JONEC TAX AUDITOR 10.9 m²
THE VAULT 19.2 m²
FILE STORAGE 30.7 m²
MECHANICAL DUCT SHAFT ROOM
VACANT
MEN'S WASHROOM
WOMEN'S WASHROOM
MARK TURMAN DEPUTY SECRETARY TO MANAGEMENT BOARD
JANITOR
H & PW IC&T COMPUTER ROOM
LORRAINE HEYLEN TAX COMPLIANCE OFFICER 9.8 m²
JOHN SIMSON EDP SYSTEMS ANALYST 8.9 m²
JETTY-ANNE STUBBINS DATA CONTROL CLERK 11.6 m²
GERALD GAGNON TAXATION DIRECTOR 11.2 m²
ALAN HOUSTON FINANCIAL SERVICES DIRECTOR 13.2 m²
ELAINE CARLYLE INVESTMENTS AND DEBT SERVICES DIRECTOR 12.6 m²
JASON BENSCH HUMAN RESOURCE ADMINISTRATOR 10.9 m²
CLARKE LAPRAIRIE ASSISTANT DEPUTY MINISTER 13.1 m²
KELLY-ANNE MALCOLSON ADMINISTRATIVE & FINANCE ASSISTANT 9.5 m²
CYNTHIA LYSLO DIRECTOR OF CORPORATE SERVICES 14.1 m²
MIRIAM SMITH EXECUTIVE ASSISTANT 10.7 m²
LAUREN LAVOIE RECEPTIONIST & CASH CLERK 8.9 m²
KATHERINE WHITE DEPUTY MINISTER 23.1 m²
RAMP
MAIN ENTRANCE
OPEN TO BELOW
OPEN DOWN TO BASEMENT
OPEN TO BELOW
UP
DN

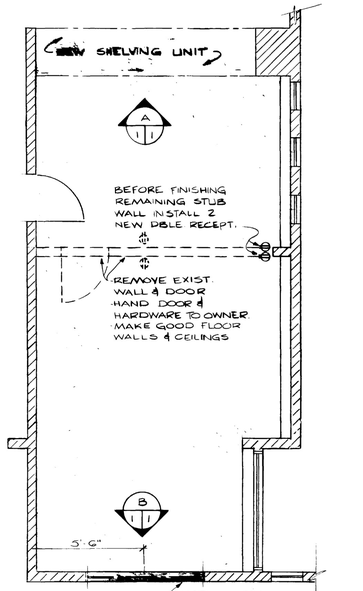

FLOOR PLAN

SCALE: 1/4"=1'0"

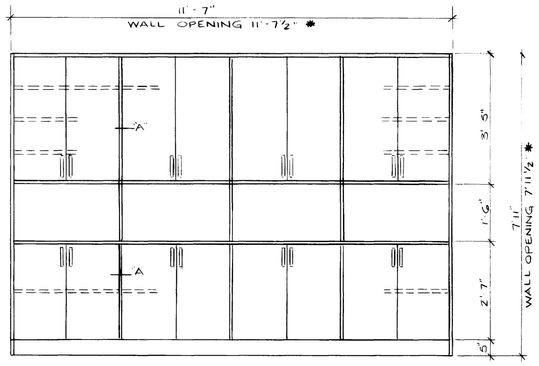

ELEVATION (B 11)

SCALE: 1/2"=1'0"

SHELVING UNIT

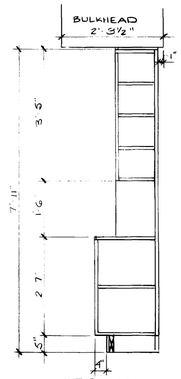

SECTION

SCALE: 1/2"=1'0"

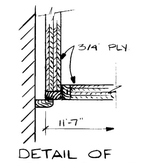

DETAIL OF SHELVING UNIT AT WALL

SCALE: 3"=1'0"

NOTE: - DIMENSIONS TO BE FIELD CHECKED
- ½" WOOD TRIM REQ'D ON PLYWOOD EDGES
- ALL PLYWOOD 3/4" THICK EXCEPT BACK: ½" THICK

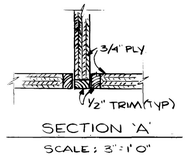

SECTION 'A'

SCALE: 3"=1'0"

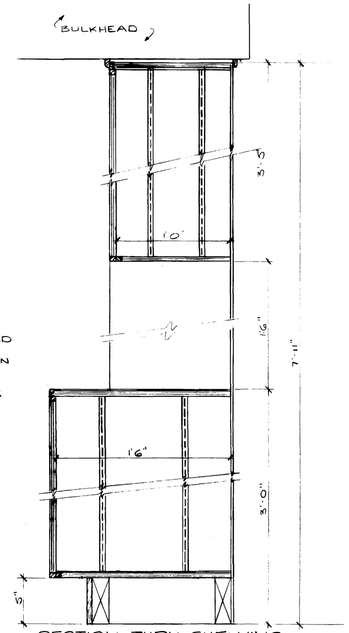

SECTION THRU SHELVING

SCALE: 1½"=1'-0"

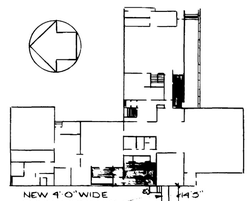

NOTES:

////// DENOTES EXIST. STRUCTURE

--- DENOTES STRUCTURE TO BE REMOVED

▬▬ DENOTES NEW CONST.

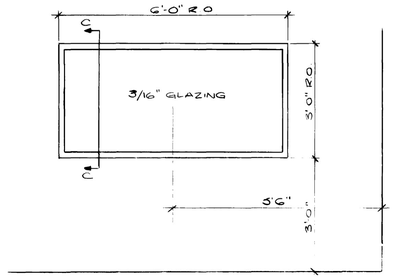

ELEVATION (B 11)

SCALE: 1/2"=1'0"

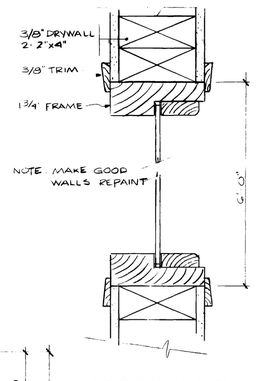

SECTION C-C

SCALE: 3"=1'0"

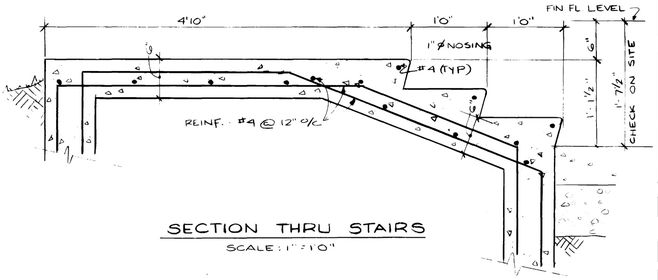

SECTION THRU STAIRS

SCALE: 1"=1'0"

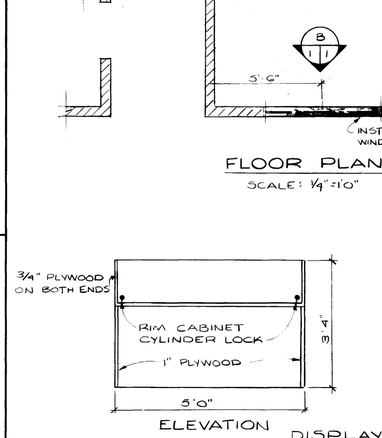

ELEVATION DISPLAY CASE SECTION

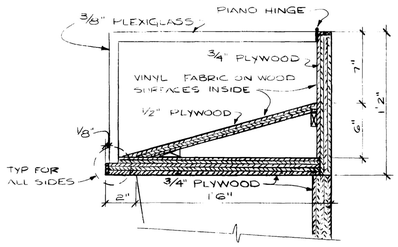

DISPLAY CASE

SCALE: 1/2"=1'0"

SECTION THRU DISPLAY CASE

NOT TO SCALE

NOTE: ½" SOLID TRIM ON ALL PLYWOOD EDGES

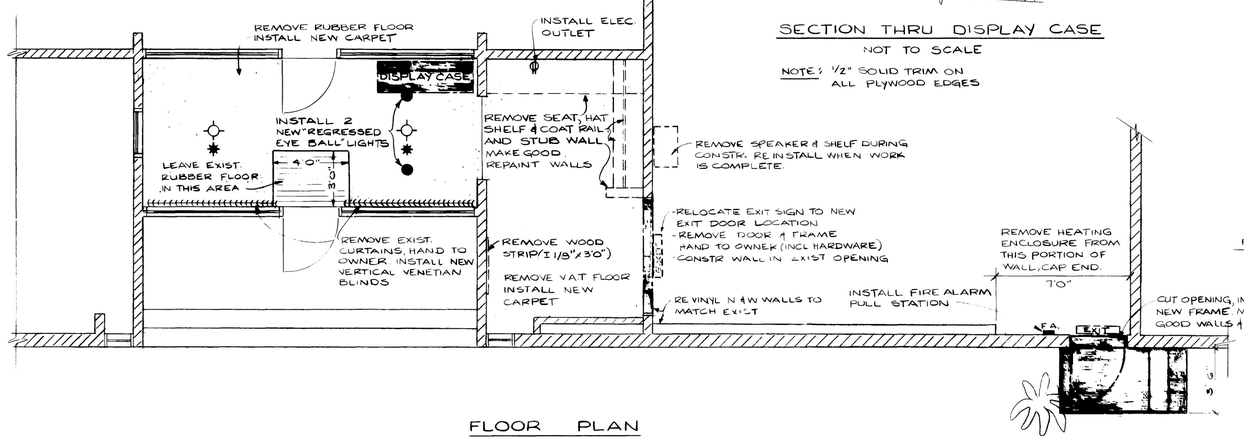

FLOOR PLAN

SCALE: 1/4"=1'0"

NOTE: CONTRACTOR TO FAMILIARIZE HIMSELF WITH THE EXISTING CONDITIONS ON JOB

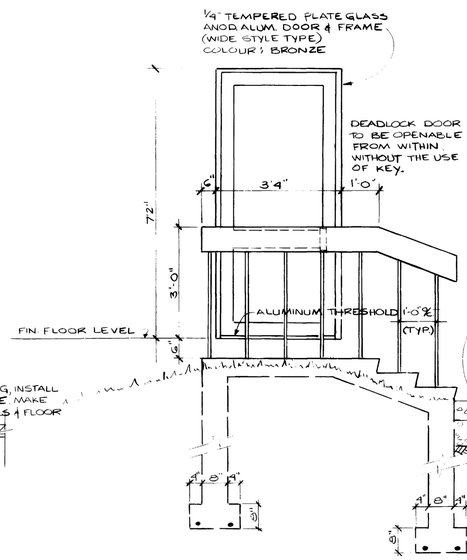

EXTERIOR STAIR DETAIL

SCALE: ½" = 1'0"

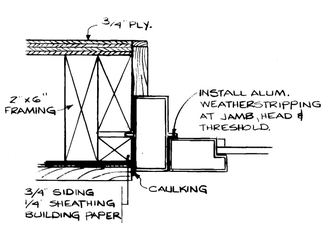

SECTION THRU DOOR JAMB

SCALE: 3"=1'0"

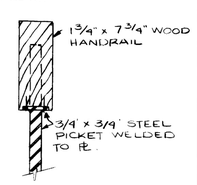

SECTION THRU HANDRAIL

NOT TO SCALE

Yukon

DEPARTMENT of GOVERNMENT SERVICES
PUBLIC WORKS BRANCH

REVISIONS:

NO.	DATE	ENG.	SUBJECT

PROJECT: RENOVATIONS TO LIBRARY AND ARCHIVES

DRAWING TITLE: FLOOR PLANS DETAILS & SECTIONS

SCALE: AS SHOWN

DATE: NOV. 1984

DESIGN: AD VANROOY

DRAWN: M.L WHITTY

CHECKED:

APPROVED:

DRAWING NUMBER:	SHEET:
228-THC01-01	1 OF 1

N.S. 12850

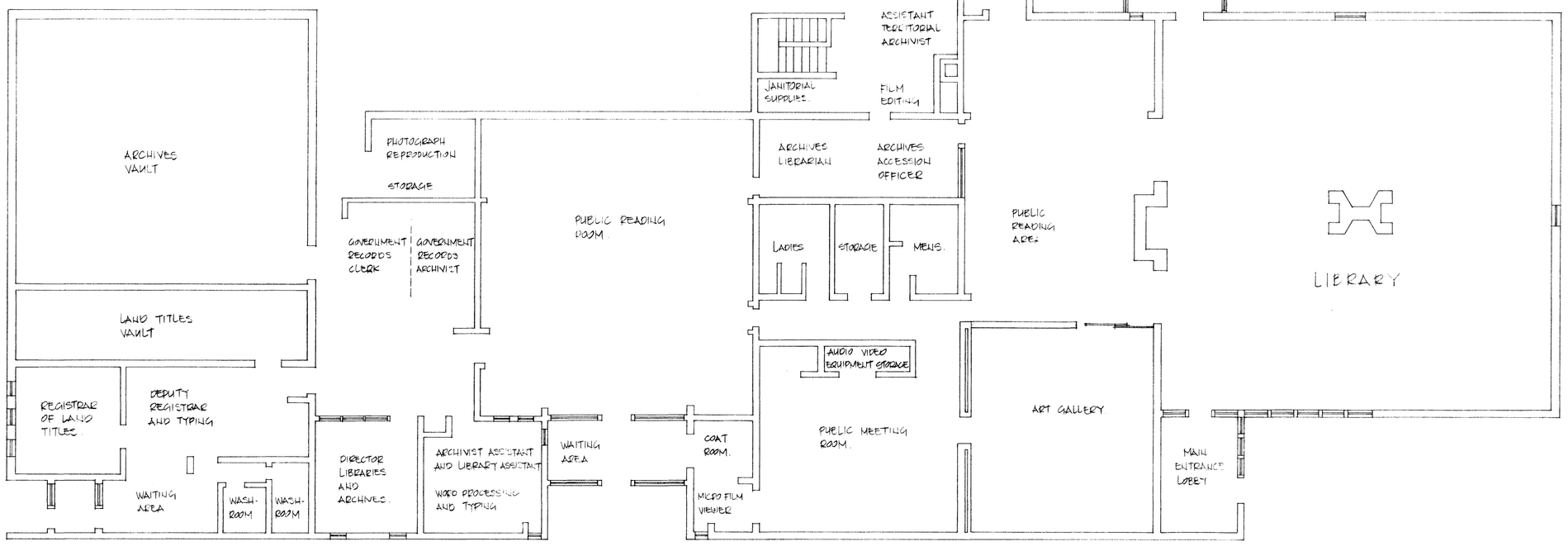

NOTES:

Yukon

DEPARTMENT OF GOVERNMENT SERVICES
PUBLIC WORKS BRANCH

REVISIONS:

NO.	DATE	ENG.	SUBJECT

PROJECT:
YUKON REGIONAL LIBRARY AND ARCHIVES

DRAWING TITLE:
MAIN FLOOR PLAN. SPACE DISTRIBUTION

SCALE: 1/8" = 1'-0"
DATE: JAN. 14 1986
DESIGN:
DRAWN: G.P.
CHECKED:
APPROVED:

DRAWING NUMBER:	SHEET:
1-228	1

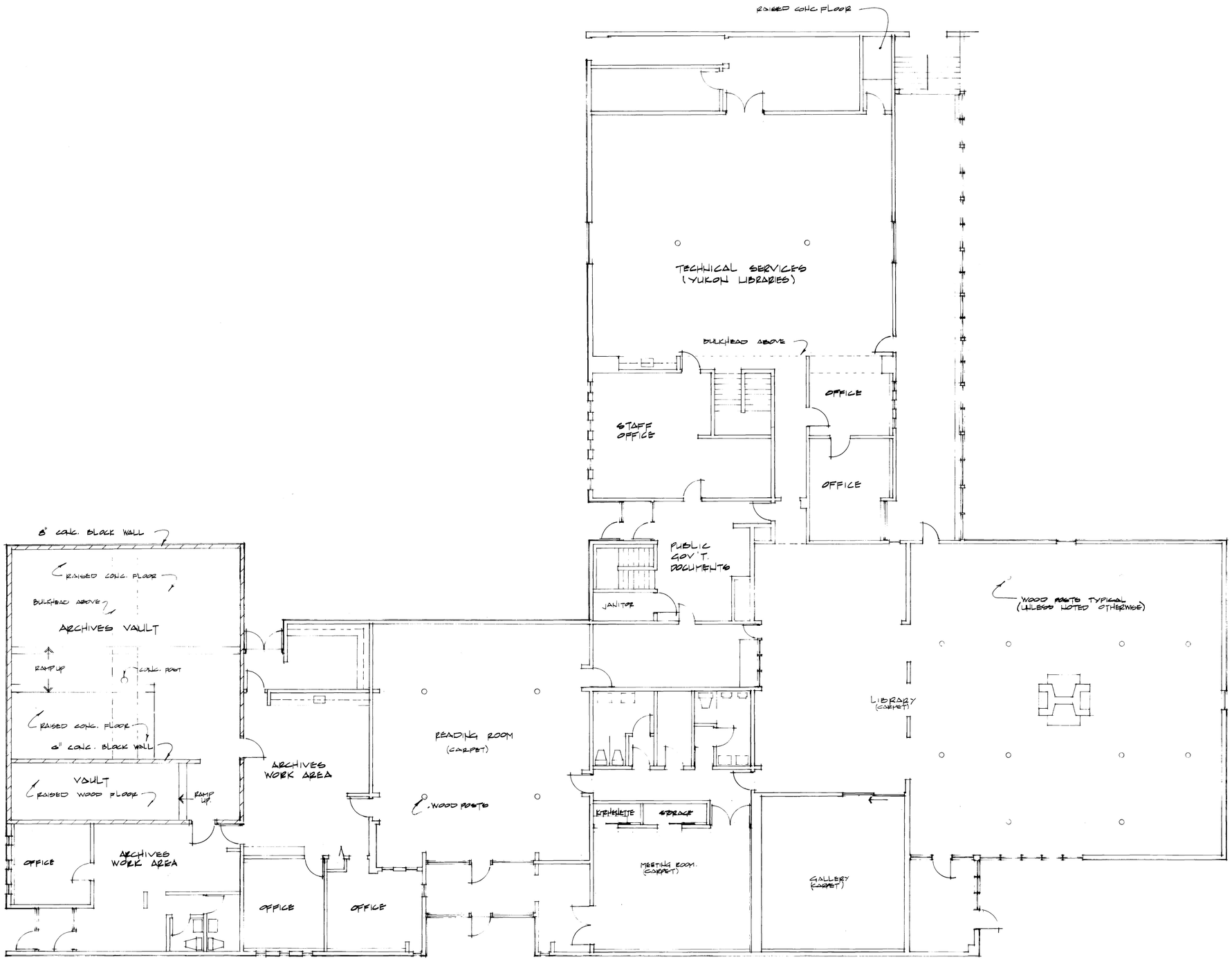

NOTES:

Yukon
Government Services
Public Works

REVISIONS:

NO.	DATE	ENG.	SUBJECT

PROJECT:
1989 RECORD DWG.
YUKON REGIONAL LIBRARY

DRAWING TITLE:
MAIN FLOOR PLAN

SCALE: 1:100
DATE: Nov. '89
DESIGN:
DRAWN: SJS
CHECKED:
APPROVED:

DRAWING NUMBER:	SHEET:
BLDG. NO. 1-228	1 of 1

21 1-228

NORTECH DPD-3

NOTE: WINDOW FRAME PROFILE TO MATCH EXT'G.

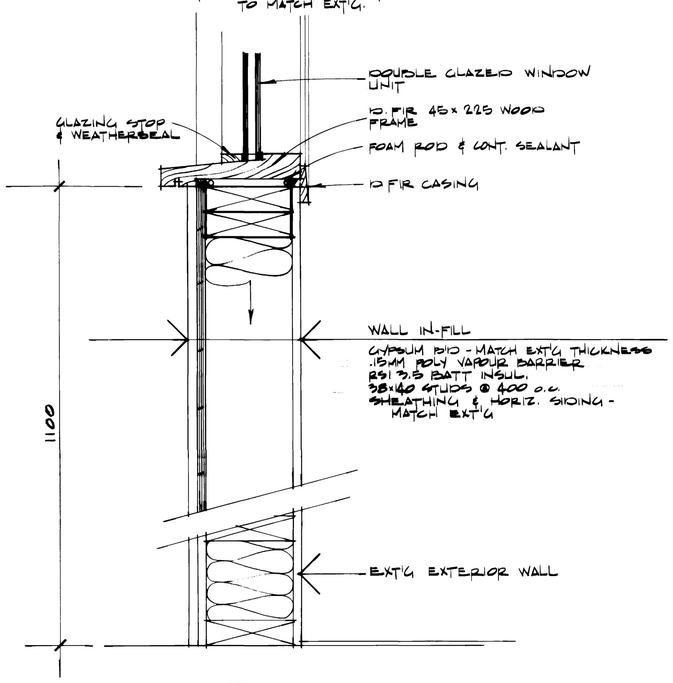

2/1 SILL
SCALE 1:5

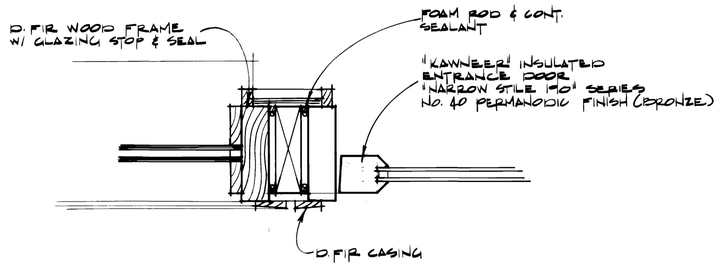

3/1 MULLION
SCALE 1:5

NOTE: INTERIOR TRIM TO BE D. FIR EXTERIOR TRIM TO BE CEDAR, STAIN TO MATCH SIDING.

GENERAL NOTES

1. Contractor shall visit the building prior to submitting a tender to familiarize himself with existing conditions. Failure to do so shall not constitute reason for payment of extras due to lack of knowledge of the facility.
2. Work is to be carried out with minimum disturbance to normal library activities and shall be confined to the areas of work and any other area designated by the Owner as being suitable for material and tool storage.
3. Where security has been reduced by work of this contract, the Contractor shall provide temporary means to maintain security.
4. New materials shall be used throughout unless noted otherwise.
5. Work shall be carried out to standards of workmanship acceptable to common trade practice or higher. General Contractor to ensure the making good of all trades.
6. All existing material not re-used or relocated is the property of the Owner.

NOTE:

PATCH & MAKE GOOD ALL FINISHES. MATCH EXT'G FINISHES.

PROVIDE 'HOLD OPEN' OPTION FOR INTERIOR DOOR WITH DOOR OPERATOR.

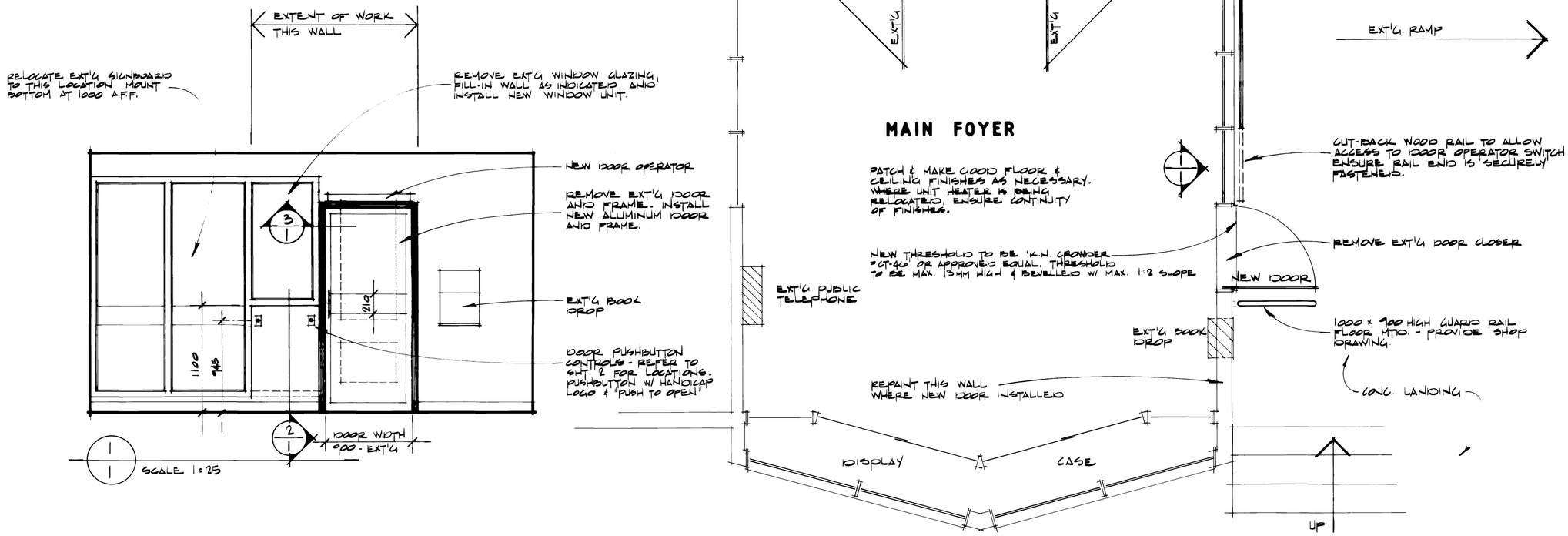

VESTIBULE LAYOUT
SCALE 1:25

DORWARD ENTERPRISES LTD.
SITE 15, COMP 58, RR2
WHITEHORSE, YUKON Y1A 5A5
PH 403-668-6888
FAX 403-633-4561

Yukon
Government Services
Public Works

NOTES:

REVISIONS:

NO.	DATE	ENG.	SUBJECT

PROJECT:
WHITEHORSE LIBRARY
NEW WHEELCHAIR ACCESSIBLE DOOR

DRAWING TITLE:
PLAN & DETAILS

SCALE: AS SHOWN
DATE: JUNE '92
DESIGN: TARA / R. DORWARD
DRAWN:
CHECKED:
APPROVED:

DRAWING NUMBER:
SHEET: 1 OF 2

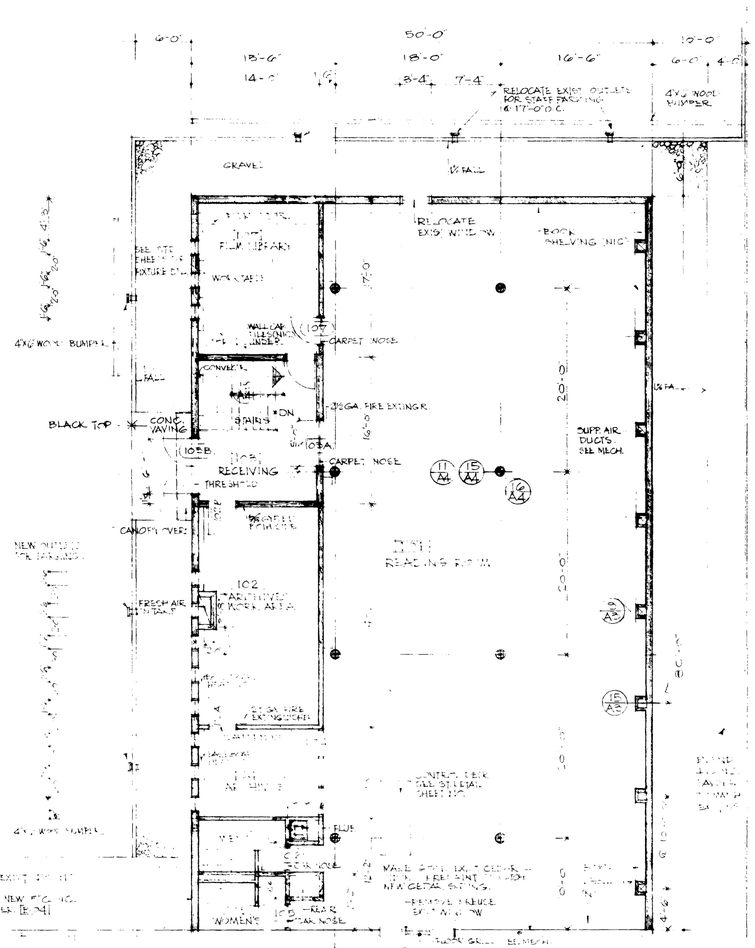

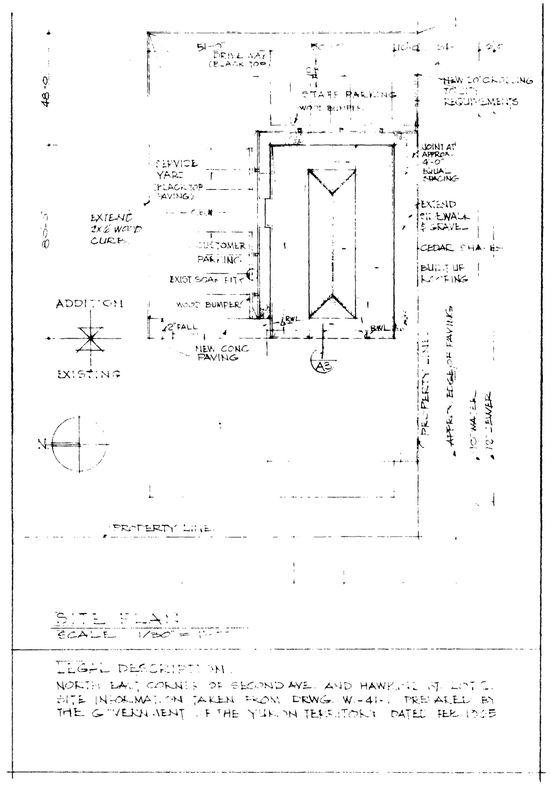

LEGAL DESCRIPTION:
NORTH EAST CORNER OF SECOND AVE. AND HAWKINS ST. LOT 2.
SITE INFORMATION TAKEN FROM DRWG. W-41-1, PREPARED BY THE GOVERNMENT OF THE YUKON TERRITORY, DATED FEB 1968

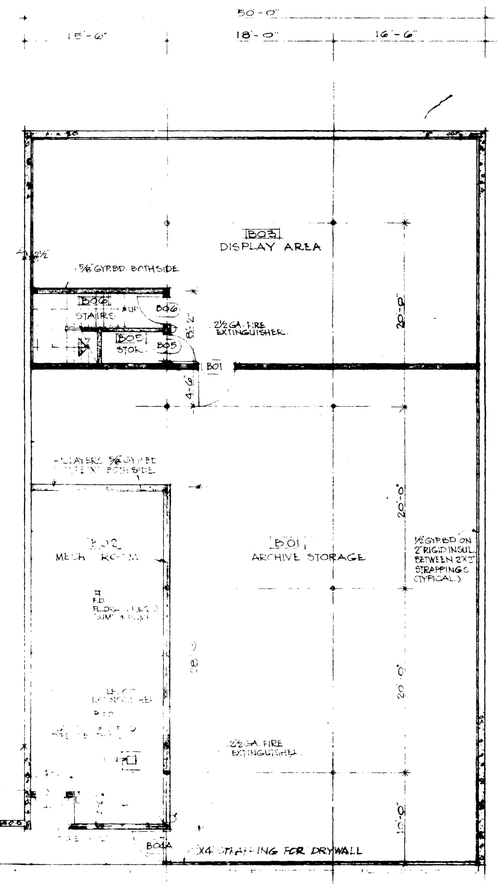

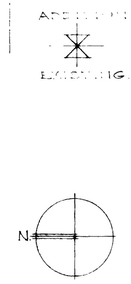



LEGEND

- CONCRETE
- BRICK
- 2X6 STUD WALL
- BATT INSUL.
- RIGID INSUL.
- REMOVE EXIST.
- REMAIN EXISTING

SHEET INDEX

ARCHITECTURAL
A 1 SITE PLAN, FLOOR PLANS
A 2 ELEVATIONS, SECTIONS, REFLECTED CEILING PLANS
A 3 DETAILS
A 4 DETAILS

STRUCTURAL
S 1 FOUNDATION PLAN & DETAILS
S 2 MAIN FLOOR PLAN, ROOF PLAN & DETAILS
S 3 GLULAM ARCHITRAVE PLANS & DETAILS

MECHANICAL
M 1 MAIN FL. HEATING & VENTILATING
M 2 BASEMENT HEATING, VENTILATING, & DETAILS.

ELECTRICAL
E 1 ELECTRICAL SITE PLAN, DETAILS
E 2 LIGHTING PLAN
E 3 RECEPTACLE & OTHER SYSTEMS PLAN

PLUMBING
P 1 PLUMBING & SPRINKLER LAYOUT
P 2 DETAILS & SECTIONS

McCARTER NAIRNE & PARTNERS

CONSULTANTS

PROJECT TITLE
ADDITION TO THE YUKON REGIONAL LIBRARY
FOR THE GOVERNMENT OF THE YUKON TERRITORY
WHITEHORSE, Y.T.

SHEET TITLE
SITE PLAN
FLOOR PLANS

DRAWN
M.F.

CHECKED

△REVISIONS

DATE

DRAWING NO.
A-1

PROJECT NO.
67-159

This drawing, as an instrument of service, is the property of McCarter, Nairne & Partners, Architects and Consulting Engineers, and may not be reproduced without their permission and unless the reproduction carries their name. All designs and other information shown on this drawing are for use on the specified project only and shall not be used otherwise without written permission of this office.
Written dimensions shall have precedence over scaled dimensions. Contractors shall verify and be responsible for all dimensions and conditions on the job and this office shall be informed of any variations from the dimensions and conditions shown on this drawing. Shop drawings shall be submitted to this office for approval before proceeding with fabrication.

STOCK 1008H CLEARPRINT / UNIVERS TYPE · PRINTED BY SMITH LITHOGRAPH CO. LIMITED · ISSUE 1001 · 1966

KEYNOTES

41 REMOVE EXISTING PARTITION
42 NEW MILLWORK SEE A7-2
43 PROVIDE NEW COLUMN SEE STRUCTURAL
44 REMOVE STAIR & FILL IN EXISTING OPENING
45 REMOVE WALL & PROVIDE NEW BEAM TO SUPPORT EXIST ROOF STRUCTURE
46 CUT OPENING & PREPARE FOR NEW COLUMN & BASE
47 PROVIDE NEW OPENINGS IN EXIST PARTITION
48 FILL IN STAIR OPENING TO MATCH EXISTING CONST
49 REMOVE EXISTING DOOR & FRAME

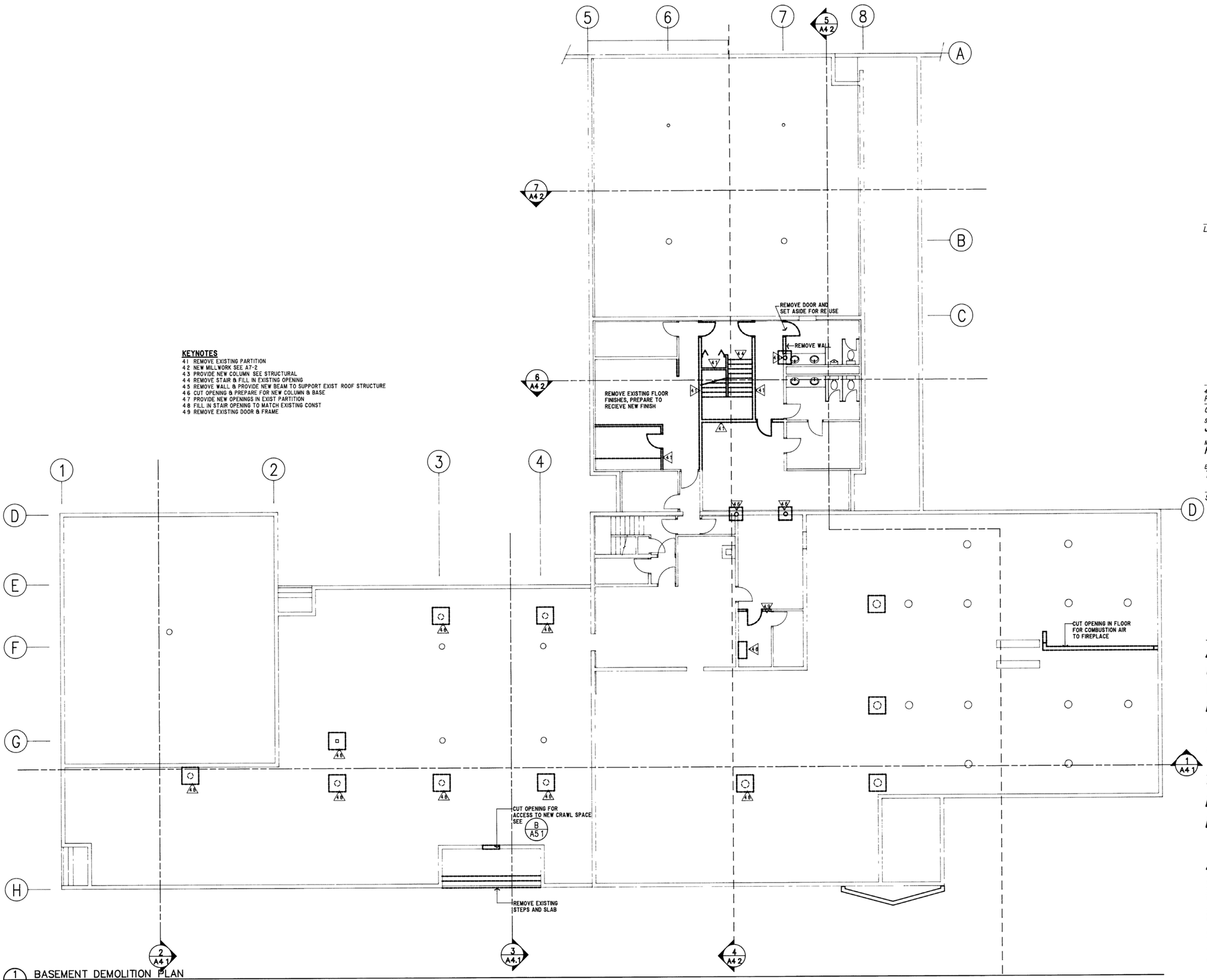

1 A2 1 BASEMENT DEMOLITION PLAN
SCALE 1/8"=1'-0"

0018

IRAIP

ARCHITECTURE o URBAN DESIGN

RAP ARCHITECTURE LTD
#509, 10240 - 124 STREET
EDMONTON ALBERTA CANADA
T5N 3W6

TEL 403 488 2885
FAX 403 482 1333

o

NORTHERN CADWORKS LTD
212 STRICKLAND STREET
WHITEHORSE YUKON CANADA
Y1A 2J8

TEL 403 668 2238
FAX 403 668 2368

LOGO

REV	DATE	DESCRIPTION
4	92 12 21	AS BUILT

CONSULTANTS

STRUCTURAL ENGINEERS
JACOBSEN HAGE ENGINEERS

MECHANICAL ENGINEERS
KEEN ENGINEERING LTD

ELECTRICAL ENGINEERS
TWS ENGINEERING LTD.

SEALS

Alterations to: Whitehorse Public Library

Yukon Government Services
Building Number 1-259

2071 Second Avenue
Whitehorse, Yukon

DRAWING

Basement Demolition Plan

As Built

COPYRIGHT

Copyright reserved. This drawing and design is and at all times remains the exclusive property of RAP Architecture Ltd. and shall not be used without the Architect's consent in writing.

The contractor shall check and verify all dimensions and report all errors & omissions to the Architect in writing. Do not scale this drawing. This drawing shall not be used for construction or Building Permit purposes until sealed and signed.

SCALE	DRAWN	CHKD
1/8"=1'-0"	JDM/OEA	RAP

PROJECT NUMBER
9008

DATE
90 07 18

4 **A2.1**

25.1.35

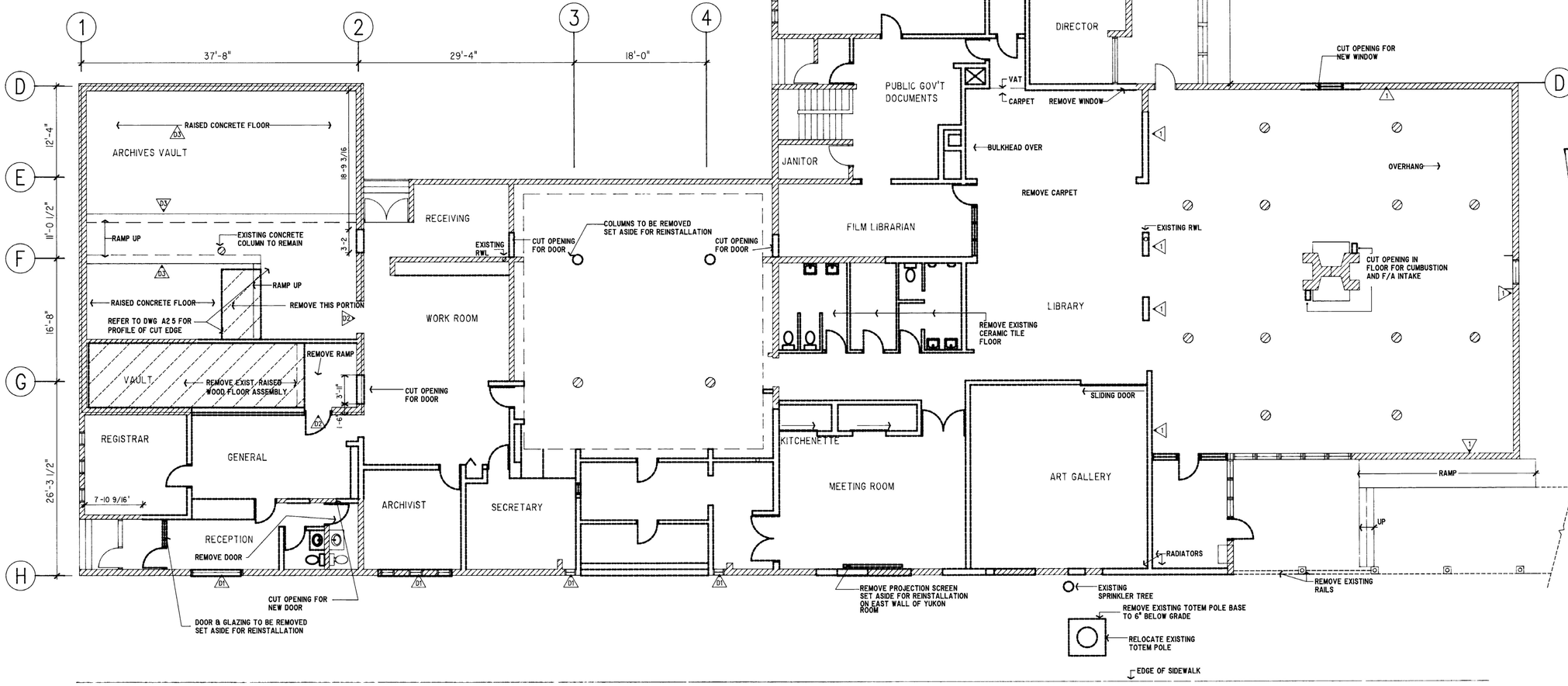

1 / A0-2 DEMOLITION WORK – MAIN FLOOR PLAN
SCALE 1/8"=1'-0"

IRAIP

ARCHITECTURE ○ URBAN DESIGN

RAP ARCHITECTURE LTD
#509, 10240 - 124 STREET
EDMONTON ALBERTA CANADA
T5N 3W6

TEL 403 488 2885
FAX 403 482 1333

○

NORTHERN CADWORKS LTD
212 STRICKLAND STREET
WHITEHORSE YUKON CANADA
Y1A 2J8

TEL 403 668 2238
FAX 403 668 2368

LOGO

REV	DATE	DESCRIPTION
4	92 12 21	AS BUILT

CONSULTANTS

STRUCTURAL ENGINEERS
JACOBSEN HAGE ENGINEERS

MECHANICAL ENGINEERS
KEEN ENGINEERING LTD

ELECTRICAL ENGINEERS
TWS ENGINEERING LTD

SEALS

RECORD DRAWING

Alterations to: Whitehorse Public Library

Yukon Government Services
Building Number 1-259

2071 Second Avenue
Whitehorse, Yukon

DRAWING

Main Floor Demolition Plan

As Built

COPYRIGHT
Copyright reserved. This drawing and design is and at all times remains the exclusive property of RAP Architecture Ltd. and shall not be used without the Architect's consent in writing.

The contractor shall check and verify all dimensions and report all errors & omissions to the Architect in writing. Do not scale this drawing. This drawing shall not be used for construction or Building Permit purposes until sealed and signed.

SCALE	DRAWN	CH'D
1/8"=1'-0"	JDM/OEA	RAP

PROJECT NUMBER
9008

DATE
90 11 05

4 A2.2

20.1.22

0020

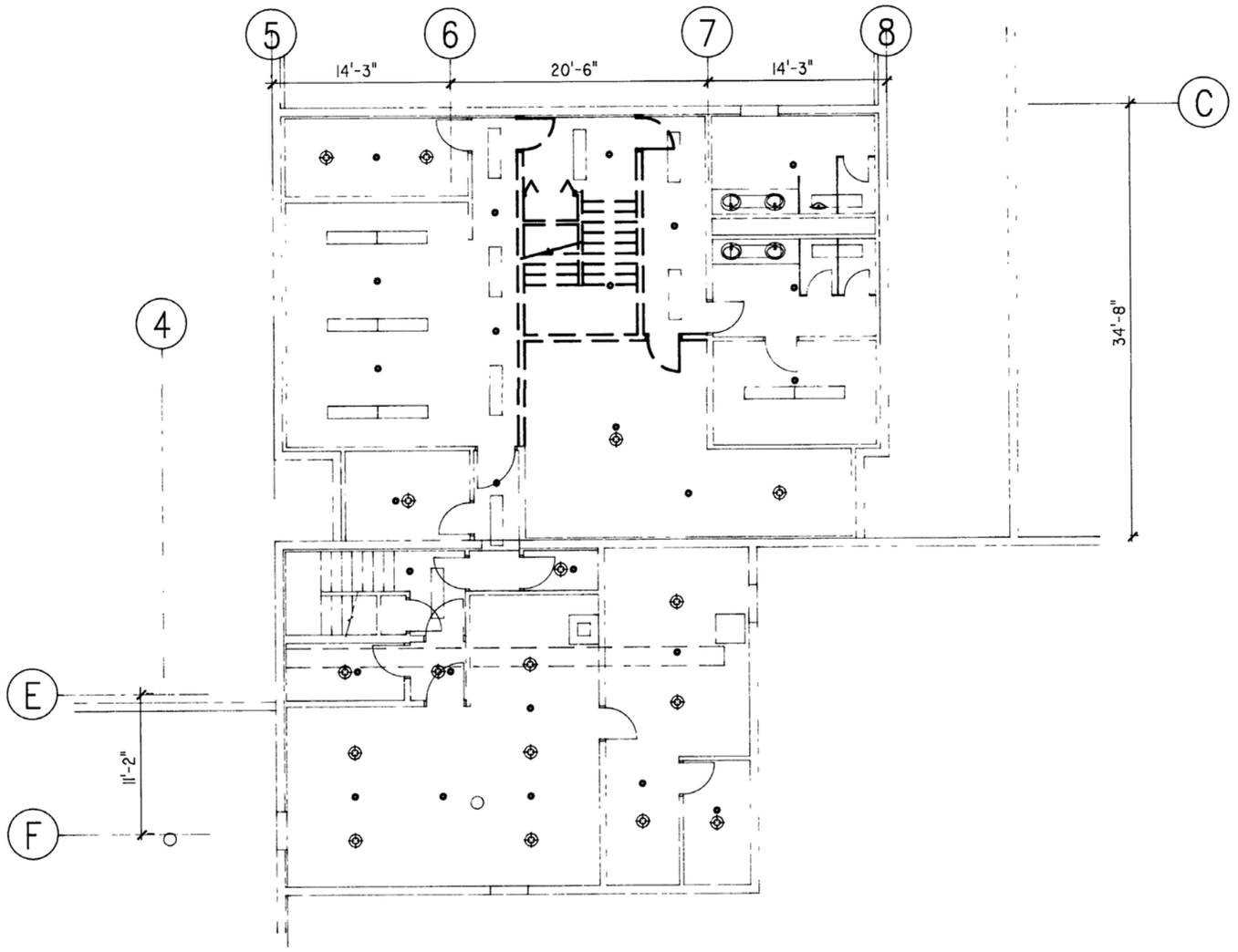

B A2.3 BASEMENT CEILING DEMOLITION PLAN
SCALE 1/8"=1'-0"

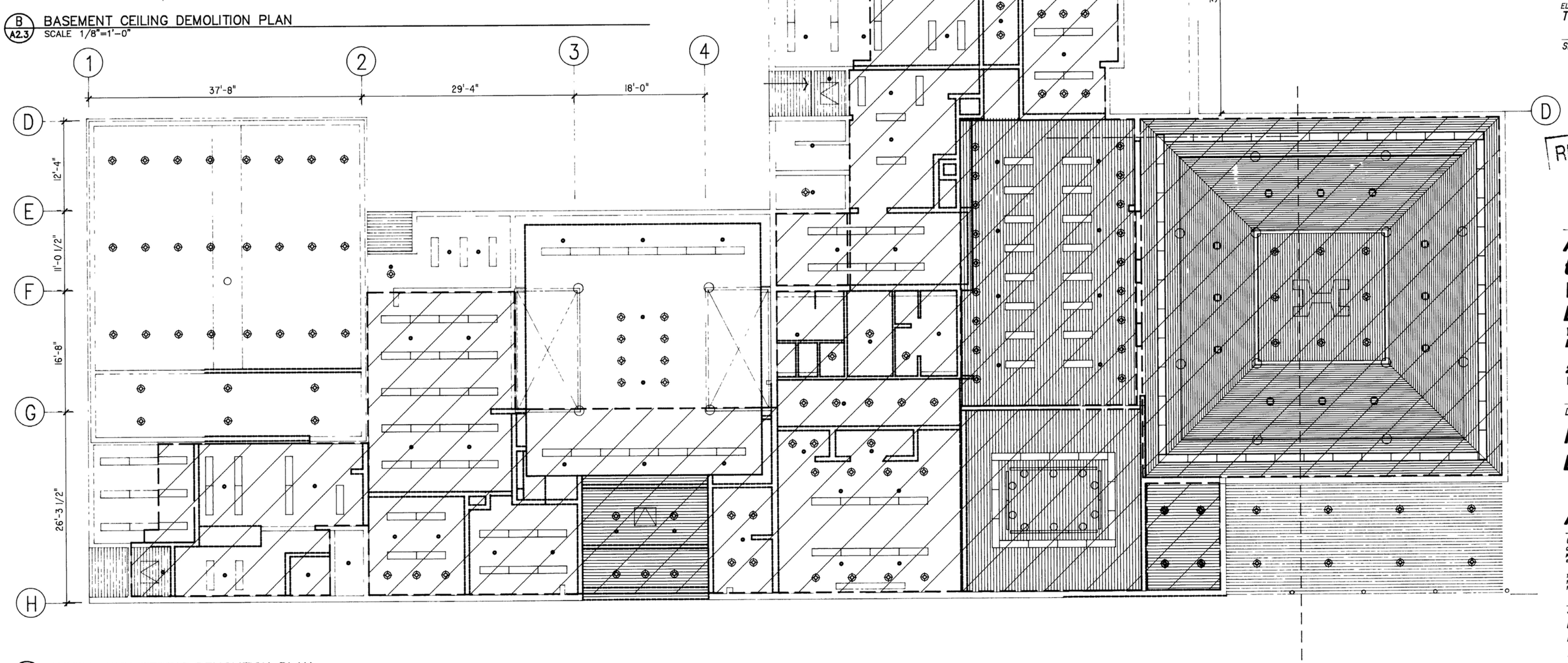

A A2.3 MAIN FLOOR CEILING DEMOLITION PLAN
SCALE 1/8"=1'-0"

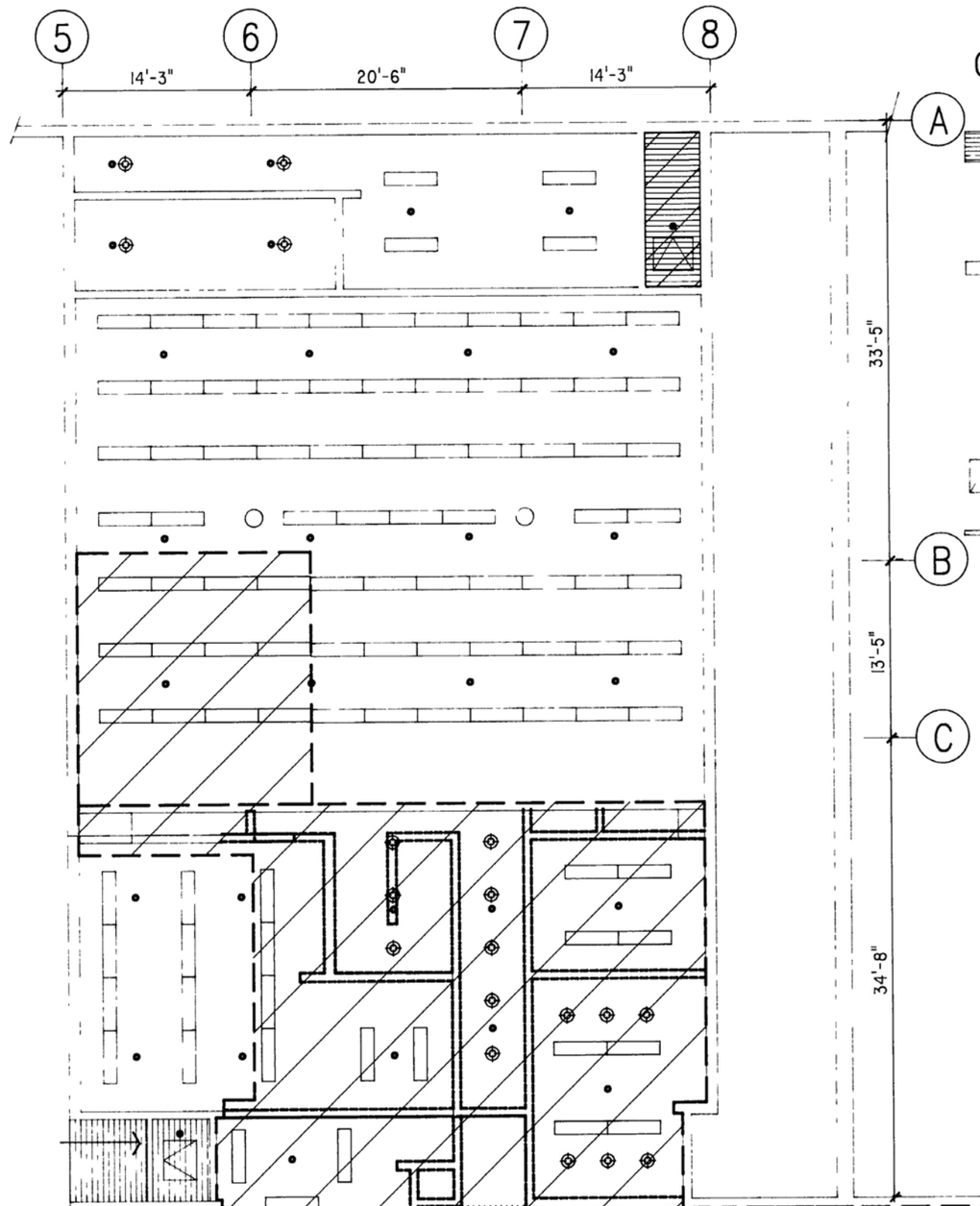

CEILING DEMOLITION LEGEND

EXIST CEDAR CEILING TO REMAIN	REMOVE CEDAR CEILING
EXIST FLUOR LIGHT TO REMAIN	REMOVE CEILING CONSTRUCTION
EXIST FLUOR LIGHT TO REMAIN	REMOVE FLUOR LIGHT
EXIST SPRINKLER HEAD TO REMAIN	REMOVE SPRINKLER HEAD
EXIST POTLIGHT TO REMAIN	REMOVE POTLIGHT
EXIST ACCESS HATCH TO REMAIN	REMOVE ACCESS HATCH
EXIST TRACK-LIGHT TO REMAIN	REMOVE TRACK-LIGHT

IRIAIP

ARCHITECTURE ○ URBAN DESIGN

RAP ARCHITECTURE LTD
#509, 10240 - 124 STREET
EDMONTON ALBERTA CANADA
T5N 3W6

TEL 403 488 2885
FAX 403 482 1333

○

NORTHERN CADWORKS LTD
212 STRICKLAND STREET
WHITEHORSE YUKON CANADA
Y1A 2J8

TEL 403 668 2238
FAX 403 668 2368

LOGO

REV	DATE	DESCRIPTION
4	92 12 21	AS BUILT

CONSULTANTS

STRUCTURAL ENGINEERS
JACOBSEN HAGE ENGINEERS

MECHANICAL ENGINEERS
KEEN ENGINEERING LTD

ELECTRICAL ENGINEERS
TWS ENGINEERING LTD.

SEALS

RECORD DRAWING

Alterations to: Whitehorse Public Library

Yukon Government Services
Building Number 1-259

2071 Second Avenue
Whitehorse, Yukon

DRAWING

Reflected Ceiling Demolition

As Built

COPYRIGHT
Copyright reserved. This drawing and design is and at all times remains the exclusive property of RAP Architecture Ltd. and shall not be used without the Architect's consent in writing.

The contractor shall check and verify all dimensions and report all errors & omissions to the Architect in writing. Do not scale this drawing. This drawing shall not be used for construction or Building Permit purposes until sealed and signed.

SCALE	DRAWN	CHK
1/8"=1'-0"	JDM/OEA	RAP

PROJECT NUMBER
9008

DATE
90 11 07

4 A2.3

27 1028

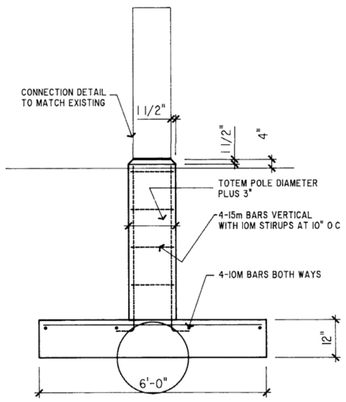

2 / A2.4 TOTEM POLE BASE DETAIL
SCALE 1 1/2" =1'-0"

A / A2.4 BASEMENT/CRAWL SPACE PLAN
SCALE 1/8"=1'-0"

0021

R A P

ARCHITECTURE ○ URBAN DESIGN

RAP ARCHITECTURE LTD
#509, 10240 - 124 STREET
EDMONTON ALBERTA CANADA
T5N 3W6

TEL 403 488 2885
FAX 403 482 1333

○

NORTHERN CADWORKS LTD
212 STRICKLAND STREET
WHITEHORSE YUKON CANADA
Y1A 2J8

TEL 403 668 2238
FAX 403 668 2368

LOGO

REV	DATE	DESCRIPTION
4	92 12 21	AS BUILT

CONSULTANTS

STRUCTURAL ENGINEERS
JACOBSEN HAGE ENGINEERS

MECHANICAL ENGINEERS
KEEN ENGINEERING LTD

ELECTRICAL ENGINEERS
TWS ENGINEERING LTD

SEALS

RECORD DRAWING

Alterations to: Whitehorse Public Library

Yukon Government Services
Building Number 1-259

2071 Second Avenue
Whitehorse, Yukon

DRAWING

Basement Plan - New Work

As Built

COPYRIGHT

Copyright reserved. This drawing and design is and at all times remains the exclusive property of RAP Architecture Ltd. and shall not be used without the Architect's consent in writing.

The contractor shall check and verify all dimensions and report all errors & omissions to the Architect in writing. Do not scale this drawing. This drawing shall not be used for construction or Building Permit purposes until sealed and signed.

SCALE	DRAWN	CHK'D
1/8"=1'-0"	OEA/JDM	RAP

PROJECT NUMBER
9008

DATE 90 11 09

4 **A2.4**

28

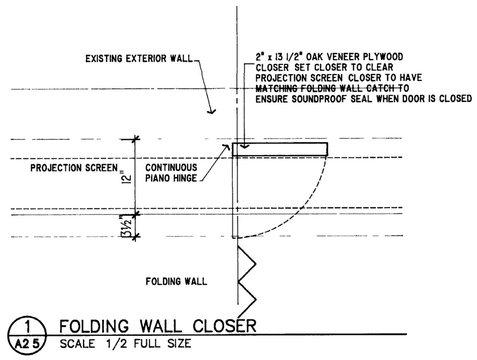

1 / A2 5 FOLDING WALL CLOSER
SCALE 1/2 FULL SIZE

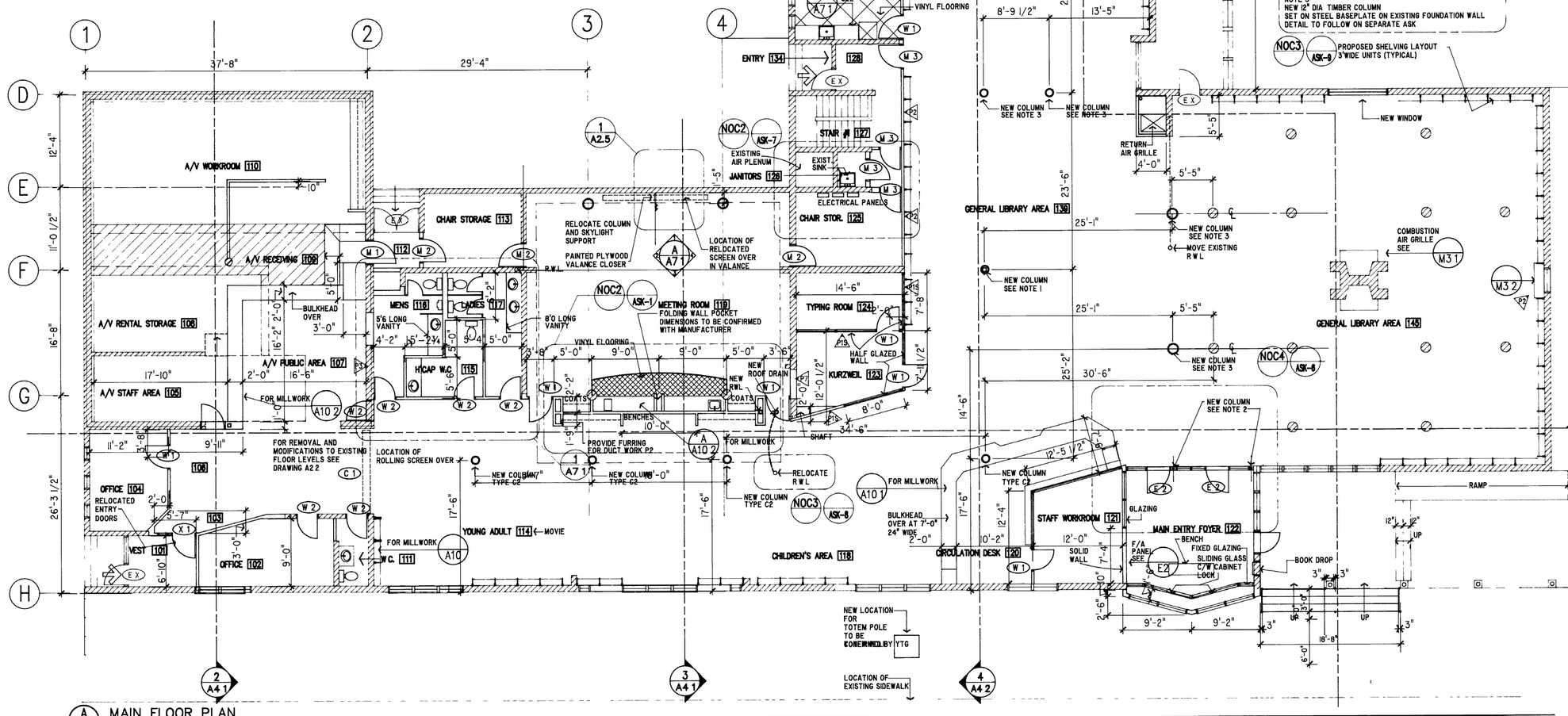

A / A2 5 MAIN FLOOR PLAN
SCALE 1/8"=1'-0"

R A P

0022

ARCHITECTURE ○ URBAN DESIGN

RAP ARCHITECTURE LTD
#509, 10240 - 124 STREET
EDMONTON ALBERTA CANADA
T5N 3W6

TEL 403 488 2885
FAX 403 482 1333

○

NORTHERN CADWORKS LTD
212 STRICKLAND STREET
WHITEHORSE YUKON CANADA
Y1A 2J8

TEL 403 668 2238
FAX 403 668 2368

LOGO

REV	DATE	DESCRIPTION
4	92 12 21	AS BUILT

CONSULTANTS

STRUCTURAL ENGINEERS
JACOBSEN HAGE ENGINEERS

MECHANICAL ENGINEERS
KEEN ENGINEERING LTD

ELECTRICAL ENGINEERS
TWS ENGINEERING LTD

SEALS

RECORD DRAWING

Alterations to: Whitehorse Public Library

Yukon Government Services
Building Number 1-259

2071 Second Avenue
Whitehorse, Yukon

DRAWING

Main Floor Plan New Work

As Built

COPYRIGHT

Copyright reserved. This drawing and design is and at all times remains the exclusive property of RAP Architecture Ltd. and shall not be used without the Architect's consent in writing.

The contractor shall check and verify all dimensions and report all errors & omissions to the Architect in writing. Do not scale this drawing. This drawing shall not be used for construction or Building Permit purposes until sealed and signed.

SCALE	DRAWN	CHKD
1/8"=1'-0"	JDM/OEA	RAP

PROJECT NUMBER
9008

DATE
90 12 21

4 A2.5

29 of 38

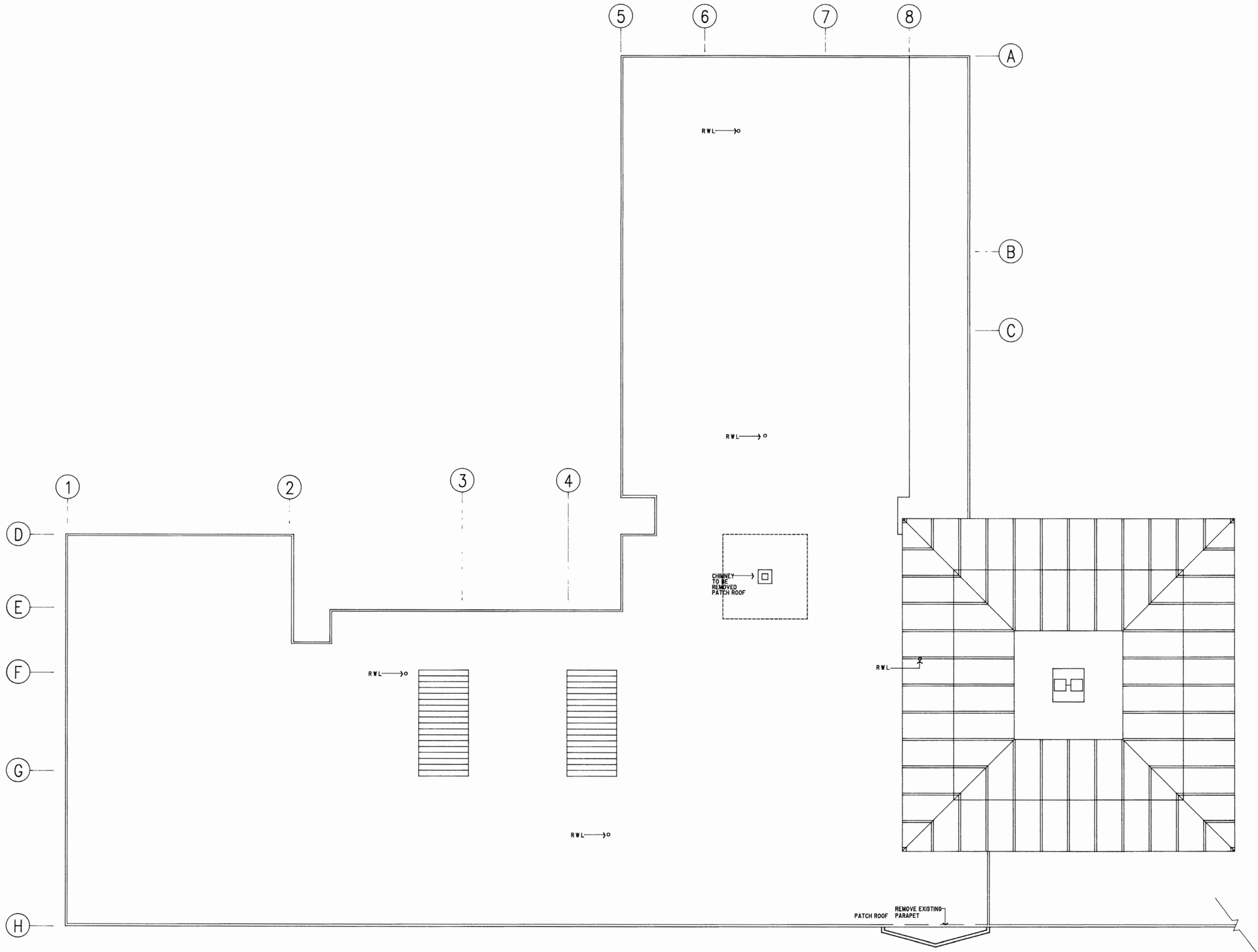

A / A6.1 ROOF PLAN
SCALE 1/8"=1'-0"

0023

R|A|P

ARCHITECTURE ○ URBAN DESIGN

RAP ARCHITECTURE LTD
#509, 10240 - 124 STREET
EDMONTON ALBERTA CANADA
T5N 3W6

TEL 403 488 2885
FAX 403 482 1333

○

NORTHERN CADWORKS LTD
212 STRICKLAND STREET
WHITEHORSE YUKON CANADA
Y1A 2J8

TEL 403 668 2238
FAX 403 668 2368

LOGO

REV	DATE	DESCRIPTION
4	92 12 21	AS BUILT

CONSULTANTS

STRUCTURAL ENGINEERS
JACOBSEN HAGE ENGINEERS

MECHANICAL ENGINEERS
KEEN ENGINEERING LTD

ELECTRICAL ENGINEERS
TWS ENGINEERING LTD

SEALS

RECORD DRAWING

Alterations to: Whitehorse Public Library

Yukon Government Services
Building Number 1-259

2071 Second Avenue
Whitehorse, Yukon

DRAWING

Roof Plan

As Built

COPYRIGHT
Copyright reserved. This drawing and design is and at all times remains the exclusive property of RAP Architecture Ltd. and shall not be used without the Architect's consent in writing.

The contractor shall check and verify all dimensions and report all errors & omissions to the Architect in writing. Do not scale this drawing. This drawing shall not be used for construction or Building Permit purposes until sealed and signed.

SCALE	DRAWN	CHKD
1/8"=1'-0"	JDM	RAP

PROJECT NUMBER
9008

DATE
90 10 24

4 **A2.6**

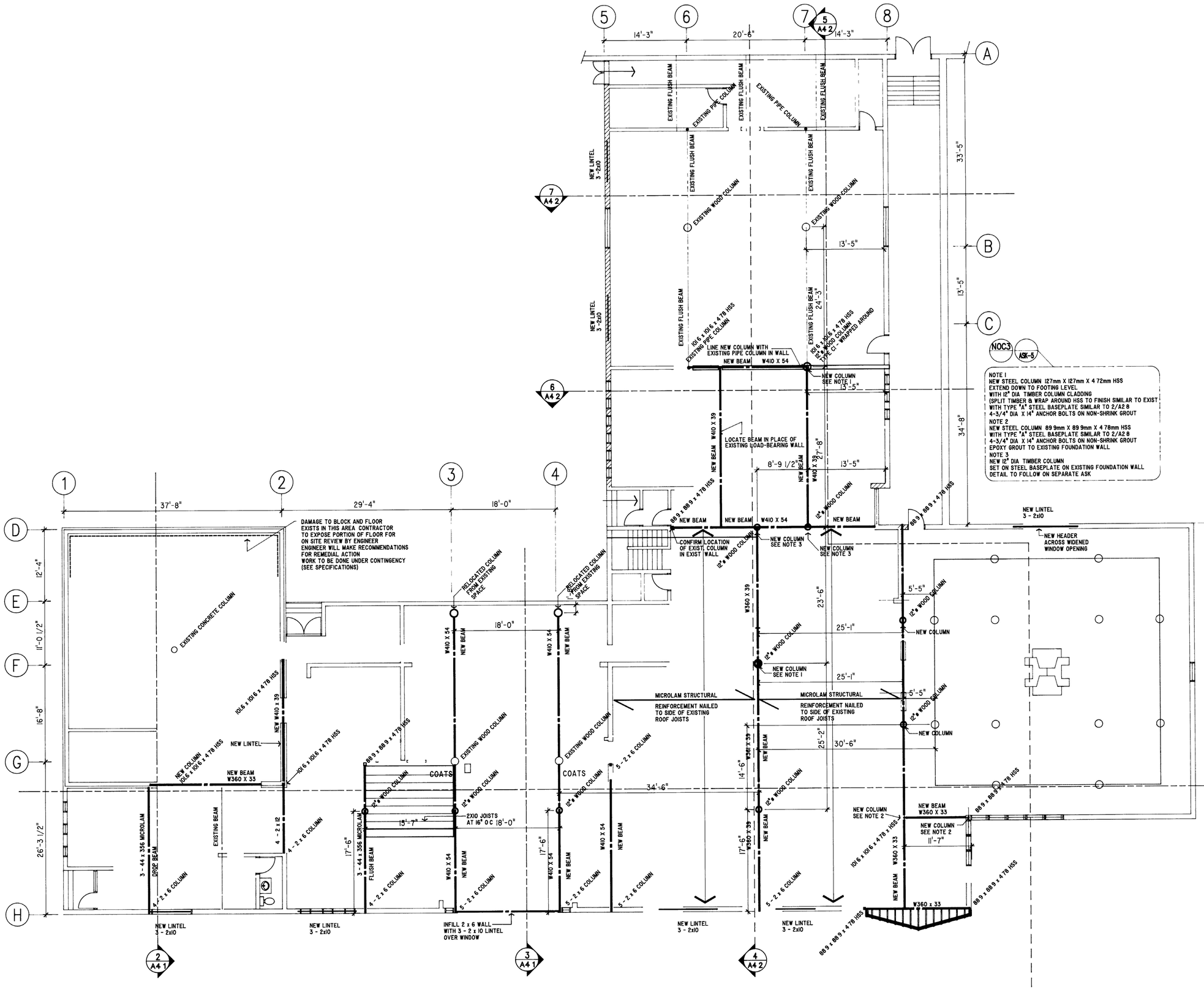

A A2.7 MAIN FLOOR FRAMING PLAN
SCALE 1/8"=1'-0"

RAP

0024

ARCHITECTURE o URBAN DESIGN

RAP ARCHITECTURE LTD
#509, 10240 - 124 STREET
EDMONTON ALBERTA CANADA
T5N 3W6

TEL 403 488 2885
FAX 403 482 1333

o

NORTHERN CADWORKS LTD
212 STRICKLAND STREET
WHITEHORSE YUKON CANADA
Y1A 2J8

TEL 403 668 2238
FAX 403 668 2368

LOGO

REV	DATE	DESCRIPTION
4	92.12.21	AS BUILT

CONSULTANTS

STRUCTURAL ENGINEERS
JACOBSEN HAGE ENGINEERS

MECHANICAL ENGINEERS
KEEN ENGINEERING LTD

ELECTRICAL ENGINEERS
TWS ENGINEERING LTD

SEALS

RECORD DRAWING

Alterations to: Whitehorse Public Library

Yukon Government Services
Building Number 1-259

2071 Second Avenue
Whitehorse, Yukon

DRAWING

Main Floor Structural Plan

Framing Revisions

COPYRIGHT
Copyright reserved. This drawing and design is and at all times remains the exclusive property of RAP Architecture Ltd. and shall not be used without the Architect's consent in writing.

The contractor shall check and verify all dimensions and report all errors & omission to the Architect in writing. Do not scale this drawing. This drawing shall not be used for construction or Building Permit purposes until sealed and signed.

SCALE	DRAWN	CHKD
1/8"=1'-0"	JDM/OEA	EJ

PROJECT NUMBER
9008

DATE
90 11 07

4 **A2.7**

1228

0025

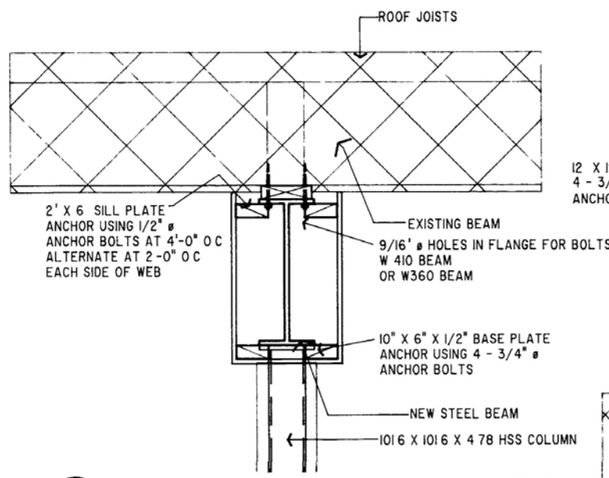

1 A2 8 TYPICAL NEW STEEL BEAM DETAIL
SCALE 1"=1'-0"

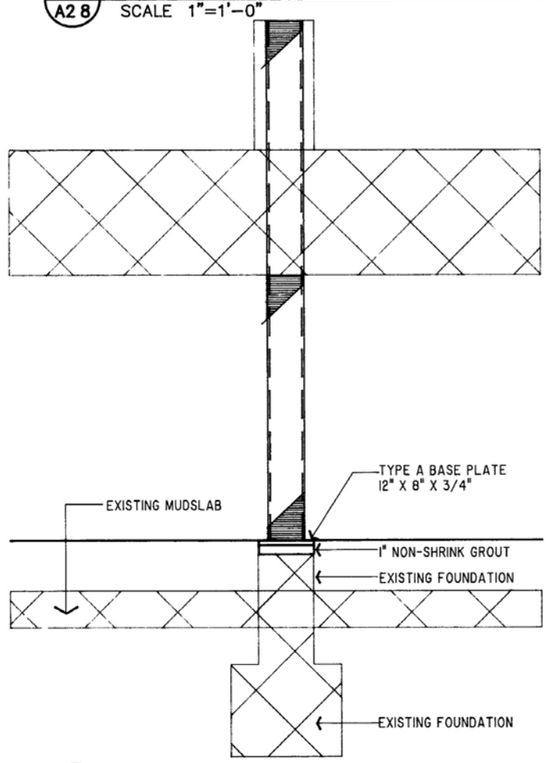

2 A2.8 FOOTING FOR STEEL BEAM
SCALE 1"=1'-0"

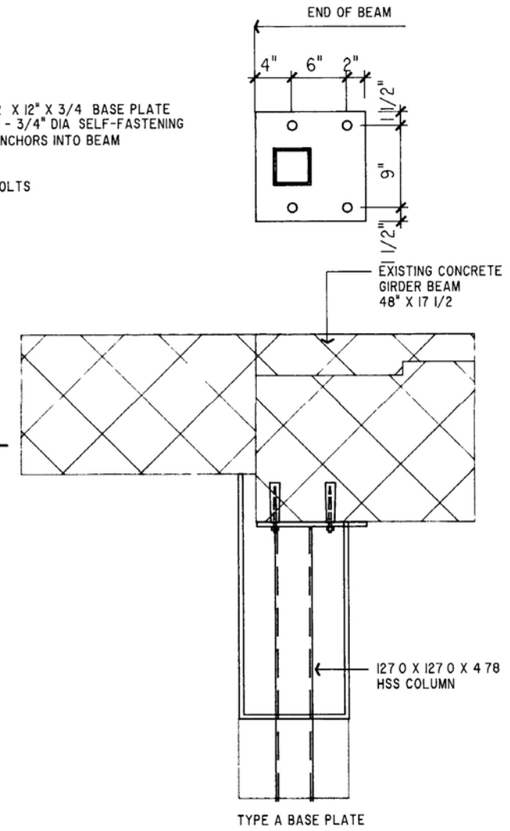

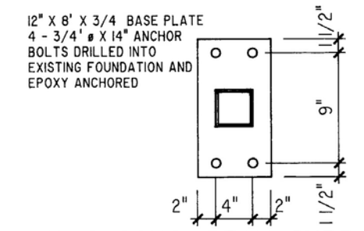

3 A2 8 EXISTING CONC BEAM SUPPORT DETAIL
SCALE 1"=1'-0"

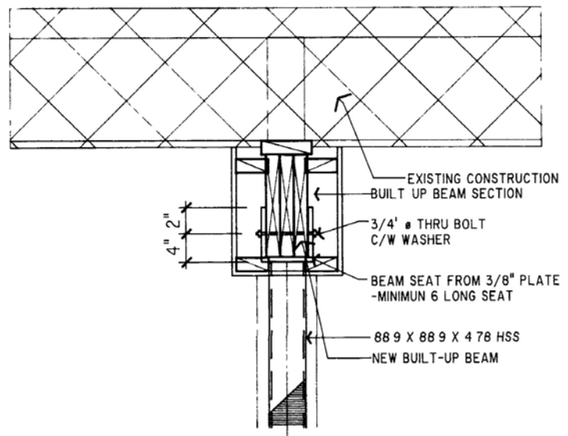

4 A2 8 SEAT DETAIL FOR BUILT-UP SECTION
SCALE 1"=1'-0"

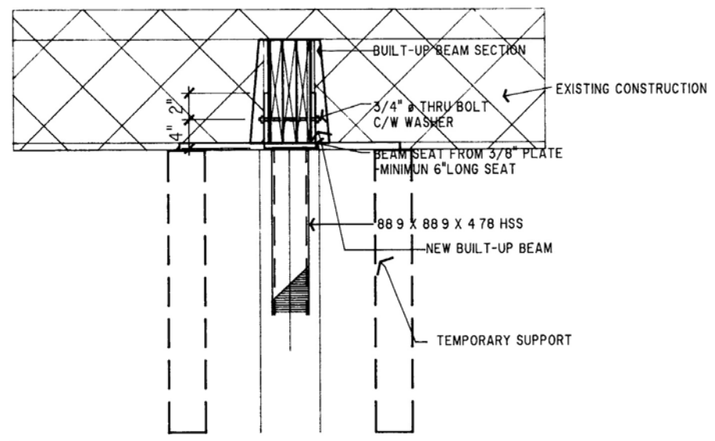

5 A2 8 TYPICAL NEW BUILT-UP BEAM DETAIL
SCALE 1"=1'-0"

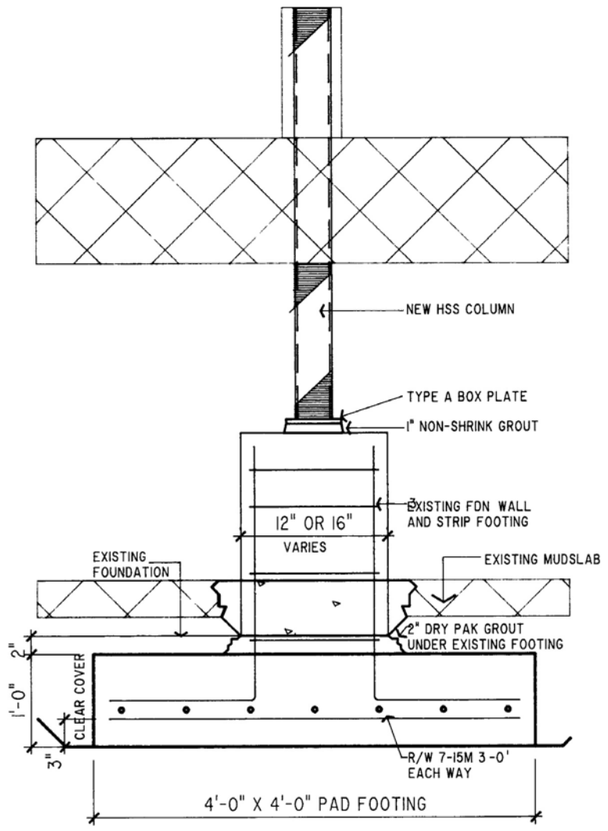

6 A2 8 UNDERPINNING REQUIREMENTS AT NEW COLUMN LOCATIONS
SCALE 1"=1'-0"

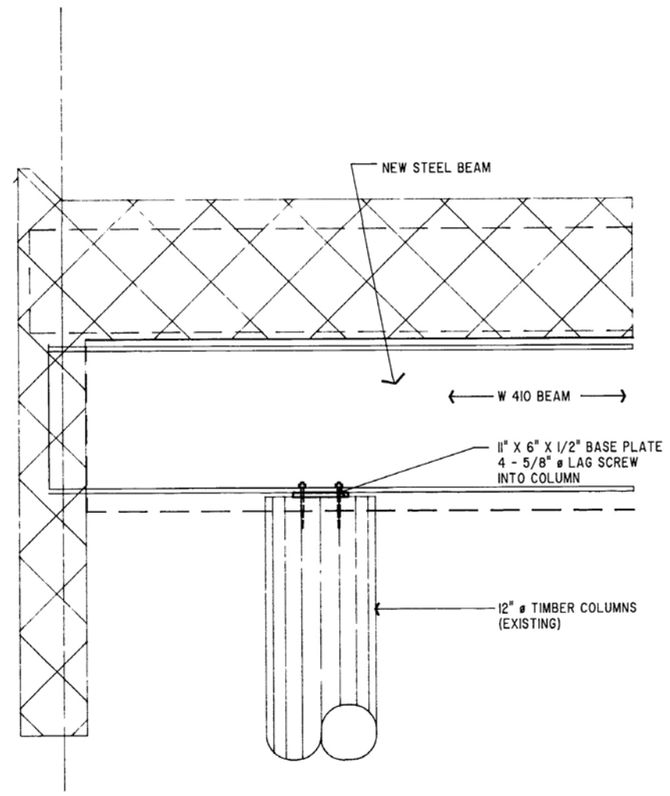

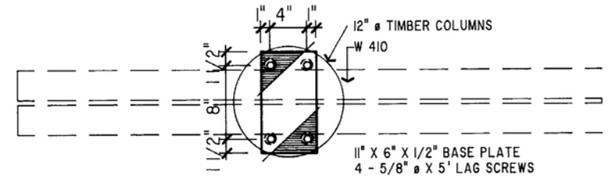

7 A2 8 TYPICAL PLAN DETAIL WOOD COLUMN CONNECTION
SCALE 1"=1'-0"

R A P

ARCHITECTURE ○ URBAN DESIGN

RAP ARCHITECTURE LTD
#509, 10240 - 124 STREET
EDMONTON ALBERTA CANADA
T5N 3W6

TEL 403 488 2885
FAX 403 482 1333

○

NORTHERN CADWORKS LTD.
212 STRICKLAND STREET
WHITEHORSE YUKON CANADA
Y1A 2J8

TEL 403 668 2238
FAX 403 668 2368

LOGO

REV	DATE	DESCRIPTION
4	92 12 21	AS BUILT

CONSULTANTS

STRUCTURAL ENGINEERS
JACOBSEN HAGE ENGINEERS

MECHANICAL ENGINEERS
KEEN ENGINEERING LTD

ELECTRICAL ENGINEERS
TWS ENGINEERING LTD

SEALS

RECORD DRAWING

Alterations to: Whitehorse Public Library

Yukon Government Services
Building Number 1-259

2071 Second Avenue
Whitehorse, Yukon

DRAWING

Main Floor Structural Details

Framing Revisions

As Built

COPYRIGHT
Copyright reserved. This drawing and design is and at all times remains the exclusive property of RAP Architecture Ltd. and shall not be used without the Architect's consent in writing.

The contractor shall check and verify all dimensions and report all errors & omissions to the Architect in writing. Do not scale the drawing. This drawing shall not be used for construction or Building Permit purposes until sealed and signed.

SCALE	DRAWN	CHK'D
1/8"=1'-0"	JDM/OEA	EJ

PROJECT NUMBER
9008

DATE
90 11 07

4 A2.8

30 1-258

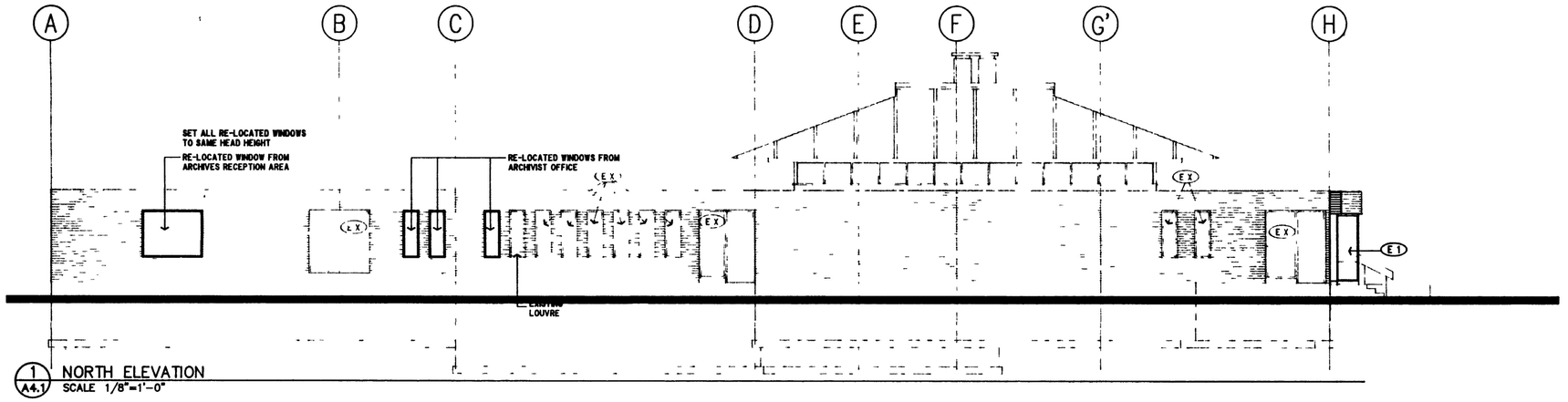

1 A4.1 NORTH ELEVATION
SCALE 1/8"=1'-0"

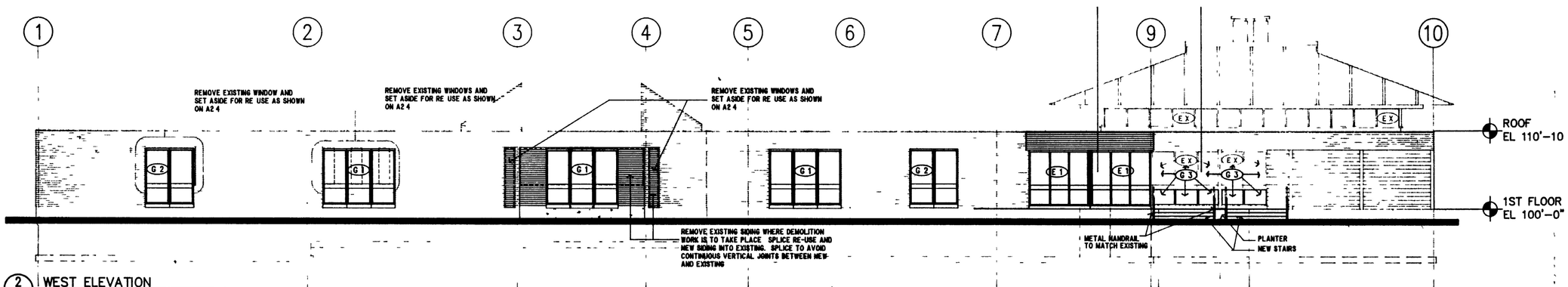

2 A4-1 WEST ELEVATION
SCALE 1/8"=1'-0"

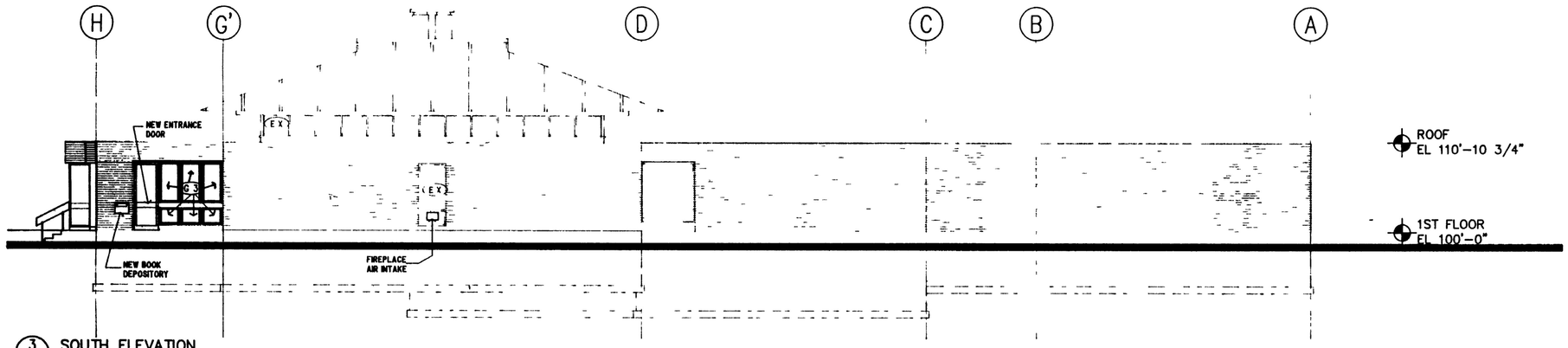

3 A4-2 SOUTH ELEVATION
SCALE 1/8"=1'-0"

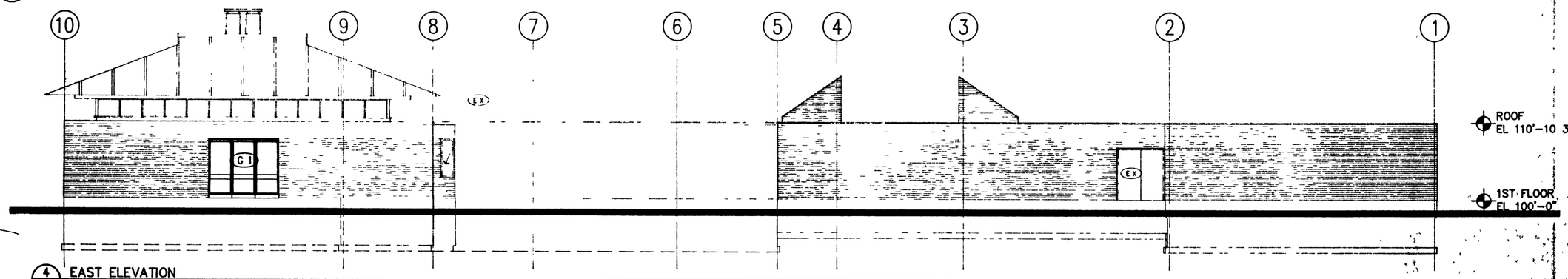

4 A4-2 EAST ELEVATION
SCALE. 1/8"=1'-0"

RECORD DRAWING

IR IA IP 0026

ARCHITECTURE o URBAN DESIGN

RAP ARCHITECTURE LTD
#509, 10240 - 124 STREET
EDMONTON ALBERTA CANADA
T5N 3W6

TEL 403 488 2885
FAX 403 482 1333

o

NORTHERN CADWORKS LTD
212 STRICKLAND STREET
WHITEHORSE YUKON CANADA
Y1A 2J8

TEL 403 668 2238
FAX 403 668 2368

LOGO

REV	DATE	DESCRIPTION
3	91 05 21	ISSUED FOR TENDER

CONSULTANTS

STRUCTURAL ENGINEERS
JACOBSEN HAGE ENGINEERS

MECHANICAL ENGINEERS
KEEN ENGINEERING LTD.

ELECTRICAL ENGINEERS
TWS ENGINEERING LTD

SEALS

Alterations to: Whitehorse Public Library

Yukon Government Services
Building Number 1-259

2071 Second Avenue
Whitehorse, Yukon

DRAWING

Exterior Elevations

As Built

COPYRIGHT
Copyright reserved. This drawing and design is and at all times remains the exclusive property of RAP Architecture Ltd. and shall not be used without the Architect's consent in writing.

The contractor shall check and verify all dimensions and report all errors or omissions to the Architect in writing. Do not scale this drawing. This drawing shall not be used for construction or building permit purposes until signed.

SCALE	DRAWN	CHKD
1/8"=1'-0"	OEA/RAP	RAP

PROJECT NUMBER
9008

DATE
90 07 18

3 A3.1

33

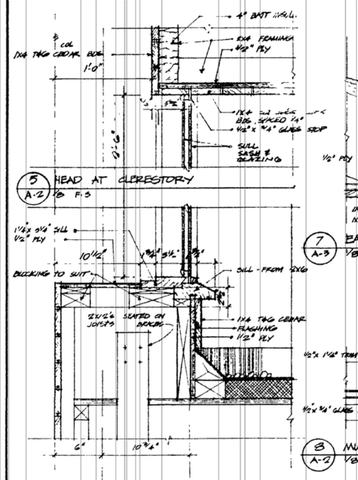

(5) A-2 HEAD AT CLERESTORY 1/8 F-S

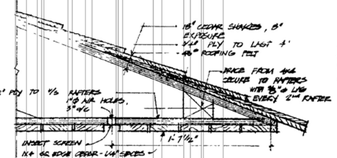

(7) A-3 EAVE DETAIL 1/8 F-S.

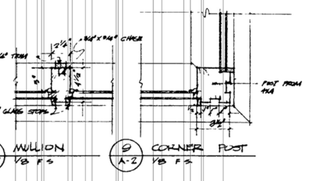

(8) A-2 MULLION 1/8 F-S

(9) A-2 CORNER POST 1/8 F-S.

(12) A-2 SILL AT CLERESTORY 1/8 F-S

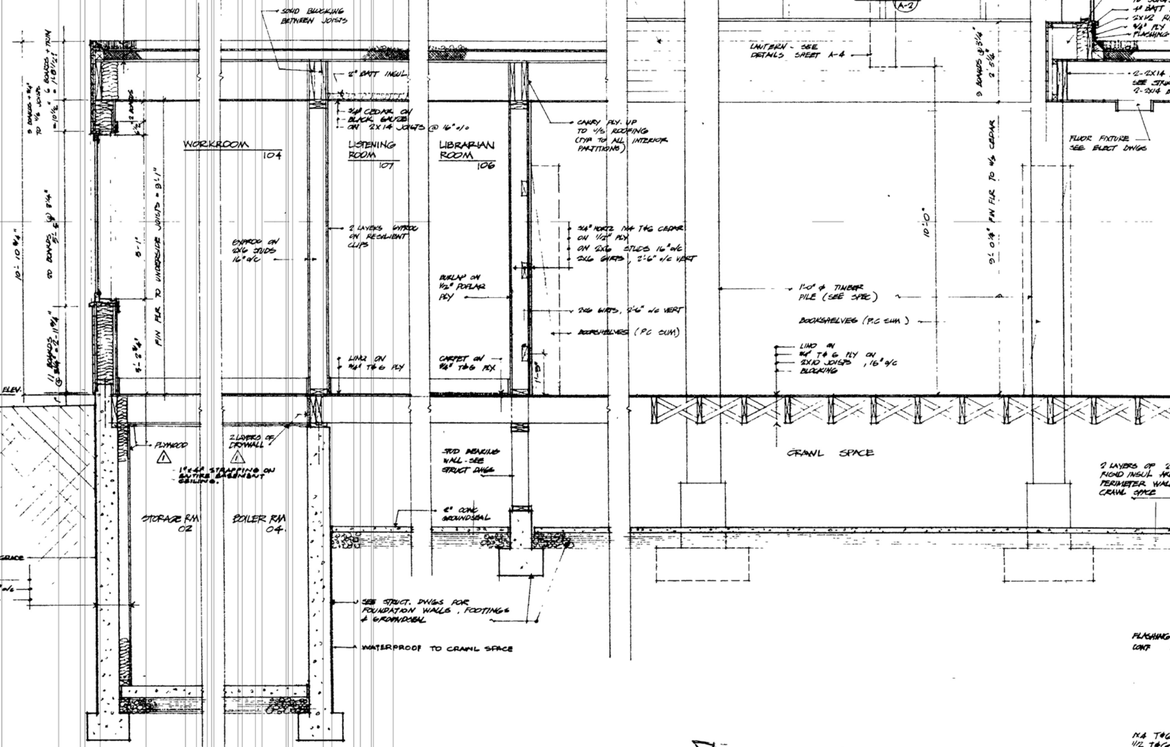
BUILT-UP ROOFING ON 2 1/2" RIGID INSUL ON 3/4" T&G PLY
SOLID BLOCKING BETWEEN JOISTS
2" BATT INSUL.
1x6 CEDAR ON 1x6 BLACK BACKER ON 2"x14" JOISTS @ 16" o/c
CARRY PLY UP TO 1/2 ROOFING CEMENT TO ALL INTERIOR PARTITIONS
WORKROOM 104
LISTENING ROOM 107
LIBRARIAN ROOM 106
2 LAYERS VAPOUR ON RESILIENT CLIPS
FURRED ON 2x6 STUDS 16" o/c
BUILT-UP ON 1/2" PLYWOOD PLY
CARPET ON 3/4" T&G PLY
LINO ON 3/4" T&G PLY
3/4" ROUTED 1x6 T&G CEDAR ON 1 1/2" PLY ON 2x6 STUDS 16" o/c 2x6 GIRTS, 2'-6" o/c VERT
3x6 GIRTS, 2'-6" o/c VERT
BUILT-UP ROOFING ON 2 1/2" RIGID INSUL ON 3/4" T&G PLY
SOLID BLOCKING BETWEEN JOISTS
1x6 T&G CEDAR BONDED FLUSH JOINTS
1x6 SQ EDGE CEDAR BONDED, SPACED 1/4"
3/4" PLYWOOD 1x6 SQ EDGE CEDAR BOARDS, SPACED 1/4" 5/8"x16/4 GUSSET
1x6 T&G CEDAR FASCIA
1x6 SQ EDGE CEDAR BOARDS, SPACED 1/4"
1x6 OUTRIGGERS
BLOCKING FOR SIDING
1x6 T&G CEDAR SOFFIT SPACED JOINTS 1/4"
2x12 SEAT ON EACH JOINT STRIP SECURELY TO JOISTS
4" BATT INSUL.
2x12 RIBBON
1/4" PLY
FLASHING
FLASHING BLOCKING & CANT TO SUIT
BUILT-UP ROOFING ON 3/4" T & G PLY
STOP INSULATION
2-2x16 BEAMS SIDE JOINT UNDER, 2-2x16 BLOCKING
SOLID RIBBON
1x6 SQ EDGE CEDAR SPACED 1/4" BEAMS - ONE STRUT
FLOOR FIXTURE SEE ELECT DWGS
LAUNDRY SEE DETAILS SHEET A-6
1'-0" ø CONC PILE (SEE SPEC)
BOOKSHELVES (PC SUM)
LINO ON 3/4" T & G PLY ON 2x10 JOISTS 16" o/c BLOCKING
CRAWL SPACE
9 LAYERS OF 12" RIGID INSUL AROUND PERIMETER WALLS OF CRAWL SPACE
EXPOSED AGGREGATE IN 2" ROOFING MIX
2'-0" OVERHANG
4'-0"
FOR EAVE DETAIL SEE (7) A-3
FOR SECTION SEE (5) A-3
(8) A-2
(9) A-2
FIN FLR. TO UNDERSIDE OF BEAM = 10'-8"
FIN FLR. TO UNDERSIDE OF GIRDER = 10'-8"
FIN FLR. TO UNDERSIDE OF BEAM = 22'-6"
FIN FLR. TO UNDERSIDE OF GIRDER = 22'-6"
2'-0" OVERHANG
12" x 24" 1/4 INCH INSULATED CMU
12" x 12" FRAME SUPPORT
9'-0" TO TOP OF GRILLE
2'-3"
6"
FIN FLR. TO UNDERSIDE OF BEAM = 10'-8"
FIN FLR. TO UNDERSIDE OF GIRDER = 10'-8"
FIN FLR. TO UNDERSIDE OF BEAM = 22'-6"
FIN FLR. TO UNDERSIDE OF GIRDER = 22'-6"
2'-0" OVERHANG
12" x 24" 1/4 INCH INSULATED CMU
12" x 12" FRAME SUPPORT
9'-0" TO TOP OF GRILLE
2'-3"

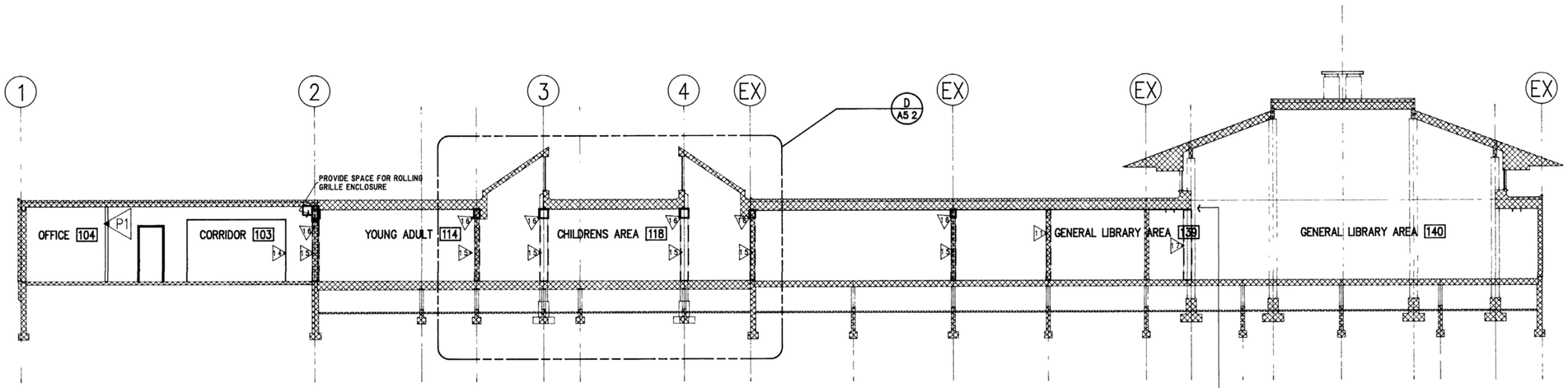

1 / A4-1 NORTH-SOUTH BUILDING SECTION
SCALE 1/8"=1'-0"

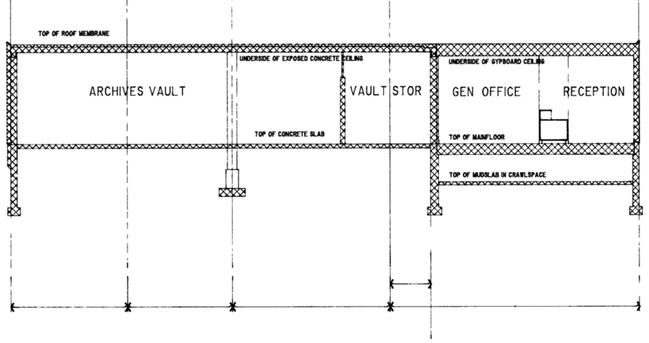

R A P
0028

ARCHITECTURE ○ URBAN DESIGN

RAP ARCHITECTURE LTD
#509, 10240 - 124 STREET
EDMONTON ALBERTA CANADA
T5N 3W6

TEL 403 488 2885
FAX 403 482 1333

○

NORTHERN CADWORKS LTD
212 STRICKLAND STREET
WHITEHORSE YUKON CANADA
Y1A 2J8

TEL 403 668 2238
FAX 403 668 2368

LOGO

REV	DATE	DESCRIPTION
4	92 12 21	AS BUILT

CONSULTANTS

STRUCTURAL ENGINEERS
JACOBSEN HAGE ENGINEERS

MECHANICAL ENGINEERS
KEEN ENGINEERING LTD

ELECTRICAL ENGINEERS
TWS ENGINEERING LTD

SEALS

RECORD DRAWING

Alterations to: Whitehorse Public Library

Yukon Government Services
Building Number 1-259

2071 Second Avenue
Whitehorse, Yukon

DRAWING

Building Sections

As Built

COPYRIGHT
Copyright reserved. This drawing and design is and at all times remains the exclusive property of RAP Architecture Ltd. and shall not be used without the Architect's consent in writing.

The contractor shall check and verify all dimensions and report all errors & ambiguities to the Architect in writing. Do not scale this drawing. This drawing shall not be used for construction or Building Permit purposes until sealed and signed.

SCALE	DRAWN	CHKD
1/8"=1'-0"	OEA/JDM	RAP

PROJECT NUMBER
9008

DATE
90 07 28

(4) **A4.1**

34, 1-259

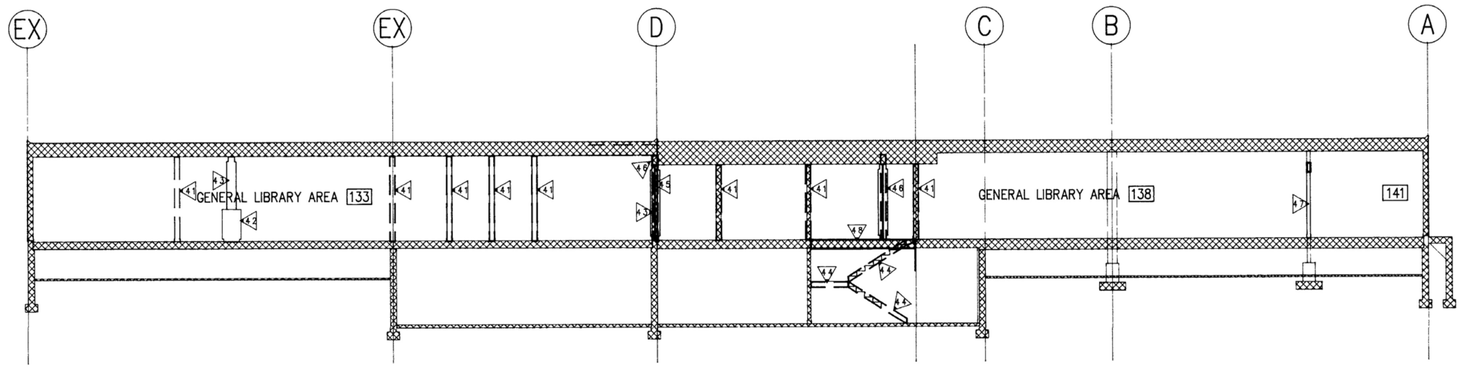

4 / A4.2 WEST–EAST BUILDING SECTION
SCALE 1/8"=1'-0"

4 1 REMOVE EXISTING PARTITION
4 2 NEW MILLWORK SEE A10 SERIES DRAWINGS
4 3 PROVIDE NEW COLUMN SEE STRUCTURAL
4 4 REMOVE STAIR & FILL IN EXISTING OPENING
4 5 REMOVE WALL & PROVIDE NEW BEAM TO SUPPORT EXIST ROOF STRUCTURE
4 6 NEW BEAM TO SUPPORT ROOF SEE STRUCTURAL
4 7 PROVIDE NEW OPENINGS IN EXIST PARTITION
4 8 FILL IN STAIR OPENING TO MATCH EXISTING CONST

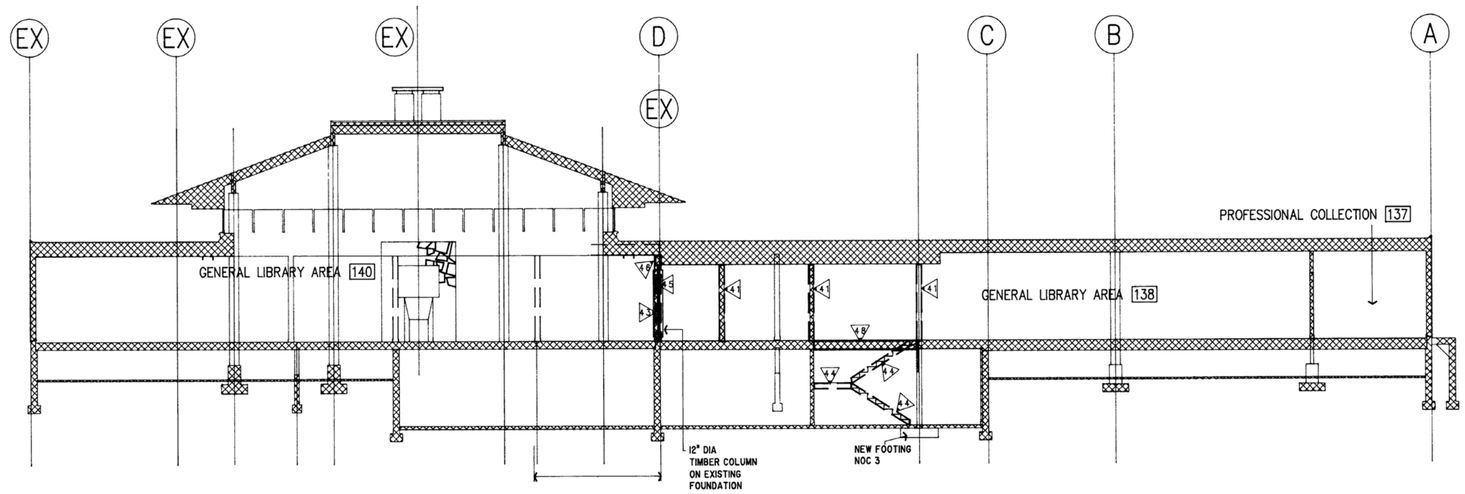

5 / A4-2 WEST–EAST BUILDING SECTION
SCALE 1/8"=1'-0"

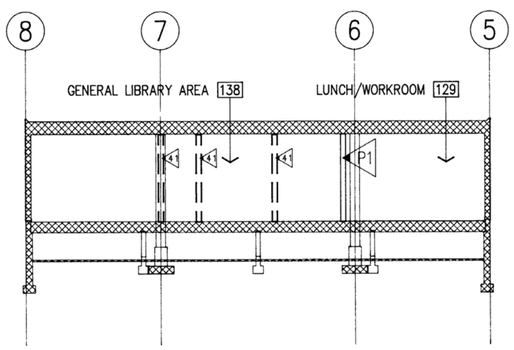

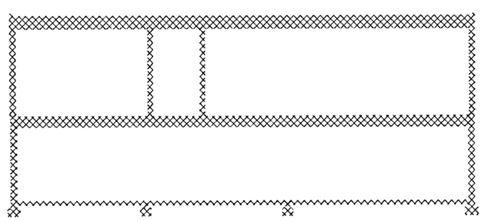

6 / A4-2 NORTH–SOUTH BUILDING SECTION
SCALE 1/8"=1'-0"

0029

R A P

ARCHITECTURE ○ URBAN DESIGN
RAP ARCHITECTURE LTD
#509, 10240 - 124 STREET
EDMONTON ALBERTA CANADA
T5N 3W6
TEL 403 488 2885
FAX 403 482 1333
○
NORTHERN CADWORKS LTD
212 STRICKLAND STREET
WHITEHORSE YUKON CANADA
Y1A 2J8
TEL 403 668 2238
FAX 403 668 2368

LOGO

4 92 12 21 AS BUILT
REV DATE DESCRIPTION

CONSULTANTS

STRUCTURAL ENGINEERS
JACOBSEN HAGE ENGINEERS

MECHANICAL ENGINEERS
KEEN ENGINEERING LTD

ELECTRICAL ENGINEERS
TWS ENGINEERING LTD

SEALS

RECORD DRAWING

Alterations to: Whitehorse Public Library

Yukon Government Services
Building Number 1-259

2071 Second Avenue
Whitehorse, Yukon

DRAWING

Building Sections

As Built

COPYRIGHT
Copyright reserved. This drawing and design is and at all times remains the exclusive property of RAP Architecture Ltd. and shall not be used without the Architect's consent in writing.

The contractor shall check and verify all dimensions and report all errors & omissions to the Architect in writing. Do not scale this drawing. This drawing shall not be used for construction or Building Permit purposes until sealed and signed.

SCALE 1/8"=1'-0" | DRAWN OEA/JDM | CHKD RAP
PROJECT NUMBER 9008
DATE 90 05 30
4 A4.2

35 1-228

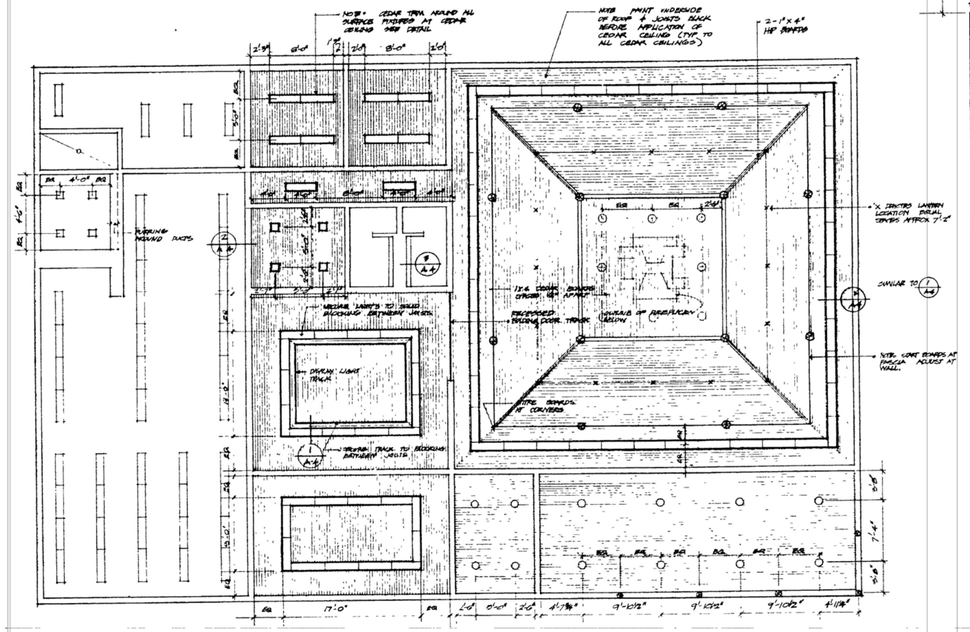

REFLECTED CEILING PLAN
SCALE: 1/8" = 1'-0"

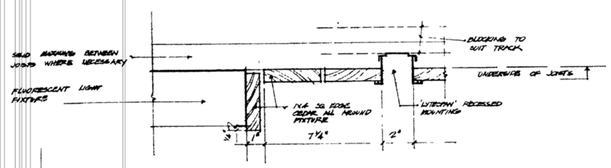

1 / A-4 CEILING DETAIL
SCALE —— 1/4 FULL SIZE

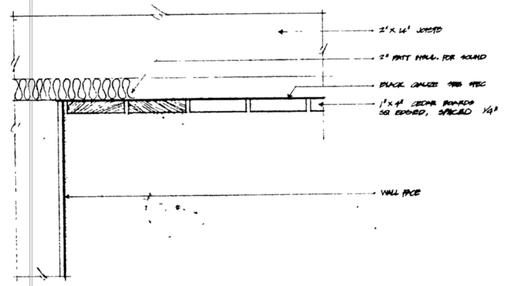

2 / A-4 CEILING DETAIL - LISTENING ROOM
SCALE —— 1/4 FULL SIZE

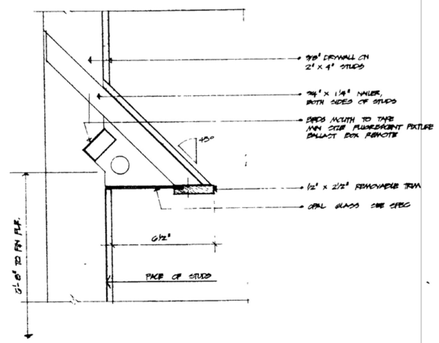

3 / A-4 VALENCE DETAIL - WASHROOMS
SCALE —— 1/4 FULL SIZE

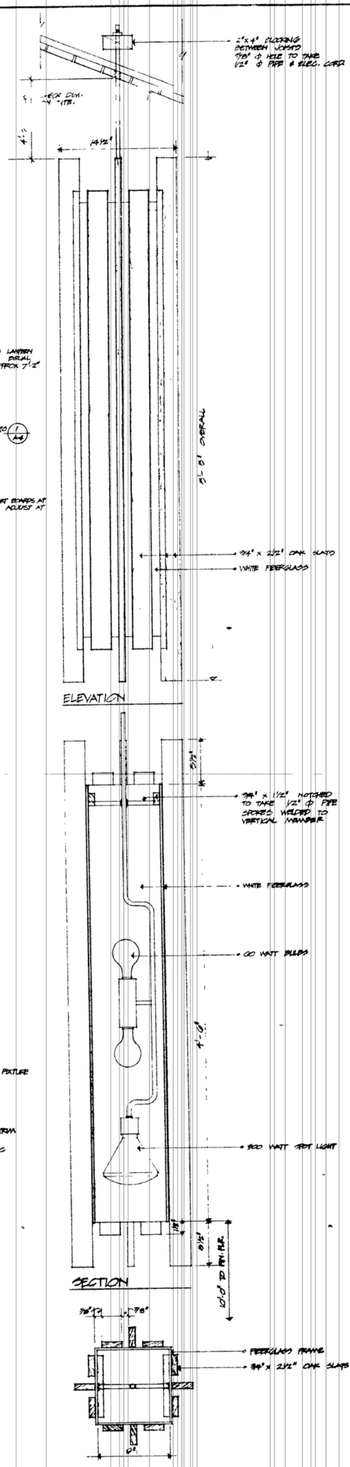



FRONT ELEVATION OF FIREPLACE
scale 1/2" = 1'-0"

END ELEVATION OF FIREPLACE
scale 1/2" = 1'-0"

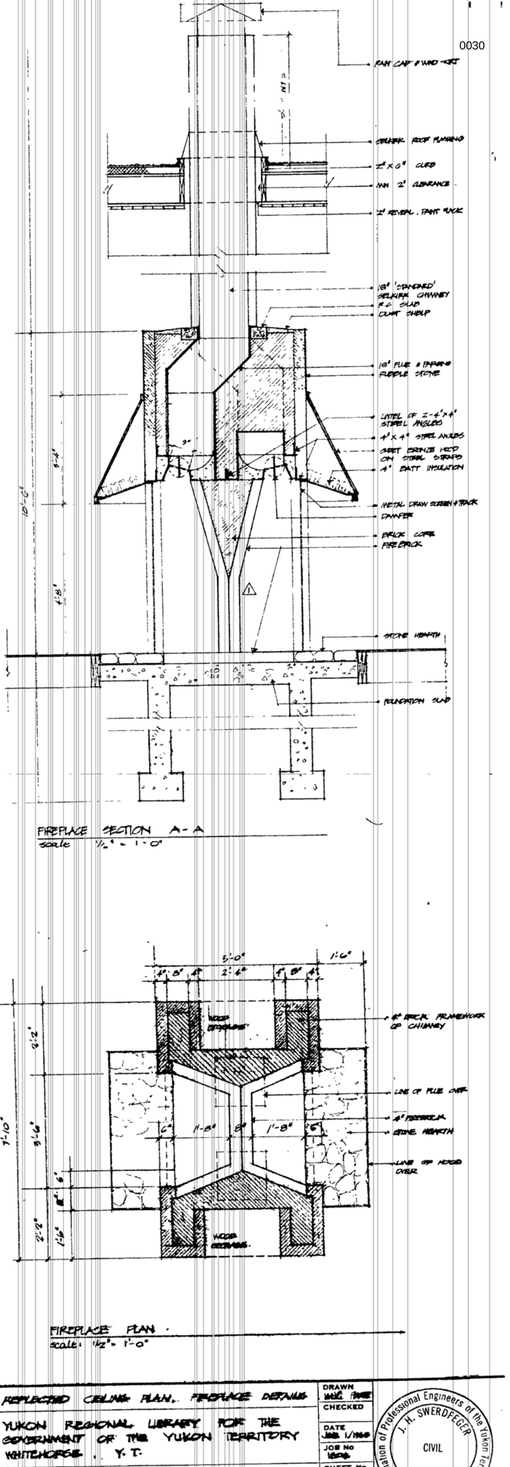

FIREPLACE SECTION A-A
scale 1/2" = 1'-0"

FIREPLACE PLAN
scale: 1/2" = 1'-0"

NO.	DATE	REVISION
1	JUNE/60	FIREPLACE

REFLECTED CEILING PLAN, FIREPLACE DETAILS

YUKON REGIONAL LIBRARY FOR THE GOVERNMENT OF THE YUKON TERRITORY
WHITEHORSE, Y.T.

McCARTER, NAIRNE & PARTNERS
ARCHITECTS AND CONSULTING ENGINEERS
MARINE BUILDING VANCOUVER 1, B.C.

DRAWN	MARK, TAME
CHECKED	
DATE	JUNE 1/1960
JOB NO	1060
SHEET NO	A-4

Association of Professional Engineers of the Yukon Territory
J. H. SWERDFEGER
CIVIL ENGINEER

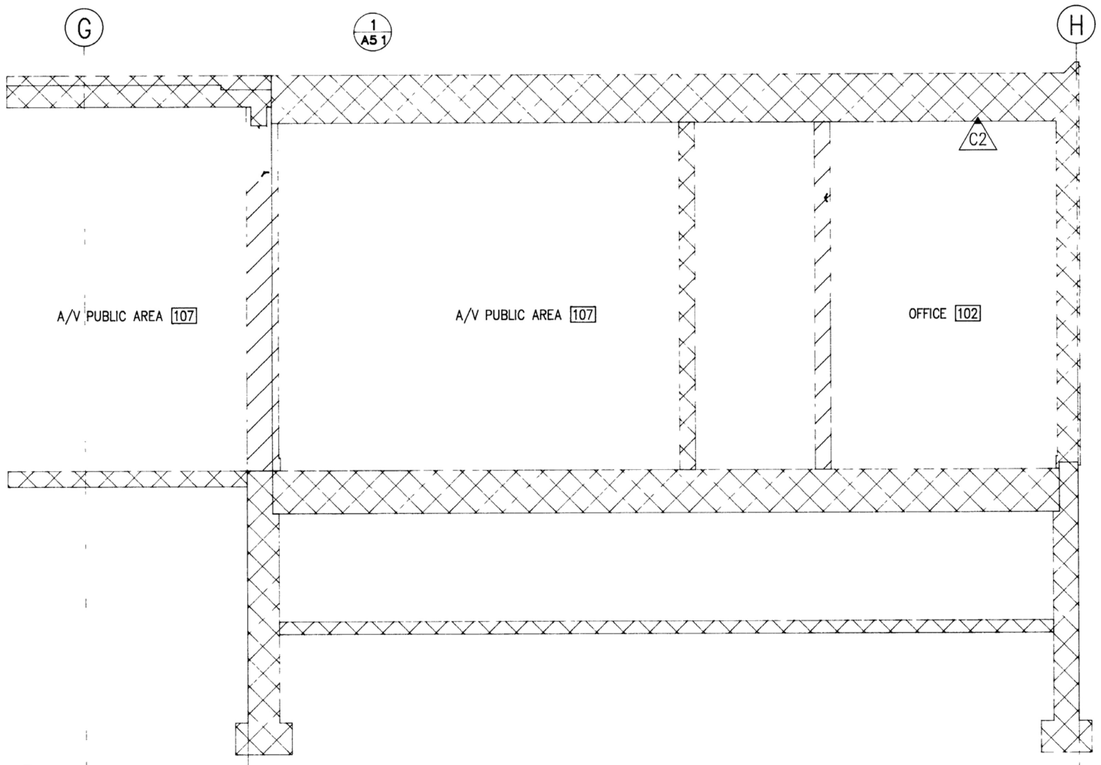

A
A5 1
WALL SECTION
SCALE 1/2"=1'-0"

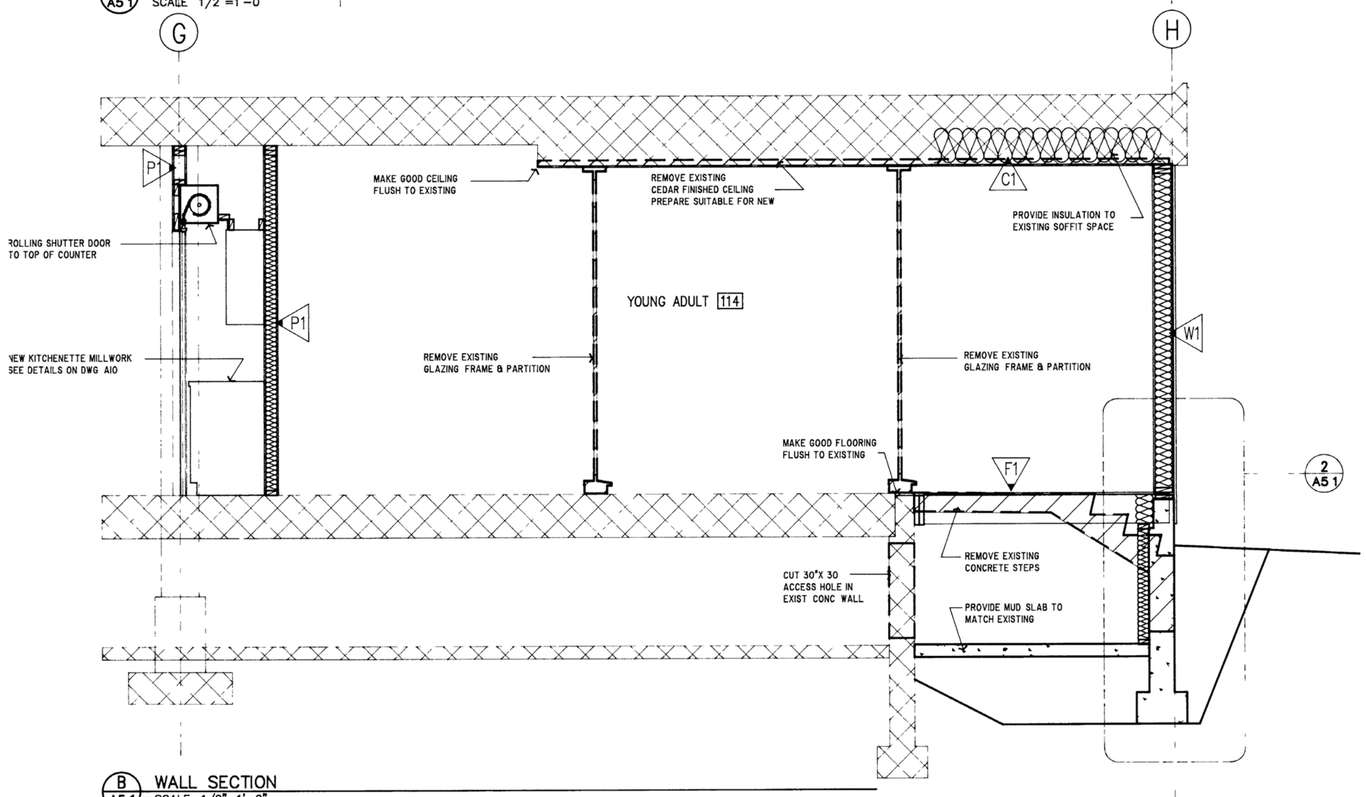

B
A5 1
WALL SECTION
SCALE 1/2"=1'-0"

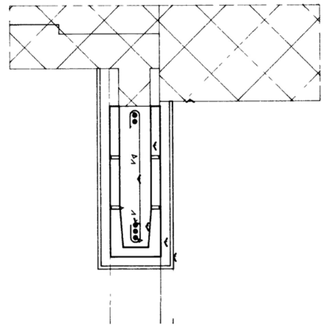

1
A5 1
CONCRETE BLOCK LINTEL DETAIL
SCALE 1"=1'-0"

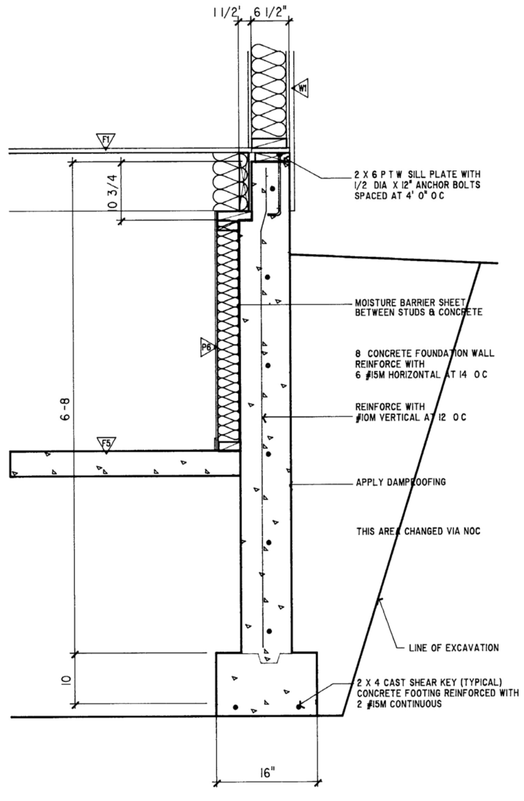

2
A5 1
NEW FOUNDATION WALL DETAIL
SCALE 1"=1'-0"

0031

R A P

ARCHITECTURE ○ URBAN DESIGN

RAP ARCHITECTURE LTD
#509, 10240 - 124 STREET
EDMONTON ALBERTA CANADA
T5N 3W6

TEL 403 488 2885
FAX 403 482 1333

○

NORTHERN CADWORKS LTD
212 STRICKLAND STREET
WHITEHORSE YUKON CANADA
Y1A 2J8

TEL 403 668 2238
FAX 403 668 2368

LOGO

REV	DATE	DESCRIPTION
4	92 12 21	AS BUILT

CONSULTANTS

STRUCTURAL ENGINEERS
JACOBSEN HAGE ENGINEERS

MECHANICAL ENGINEERS
KEEN ENGINEERING LTD

ELECTRICAL ENGINEERS
TWS ENGINEERING LTD

SEALS

RECORD DRAWING

Alterations to: Whitehorse Public Library

Yukon Government Services
Building Number 1-259

2071 Second Avenue
Whitehorse, Yukon

DRAWING

Wall Sections

As Built

COPYRIGHT
Copyright reserved. This drawing and design is and at all times remains the exclusive property of RAP Architecture Ltd. and shall not be used without the Architect's consent in writing.

The contractor shall check and verify all dimensions and report all errors & omissions to the Architect in writing. Do not scale this drawing. This drawing shall not be used for construction or Building Permit purposes until sealed and signed.

SCALE	DRAWN	CHKD
1/2"=1'-0"	OEA	RAP

PROJECT NUMBER
9008

DATE
90 10 07

4 A5.1

36-1228

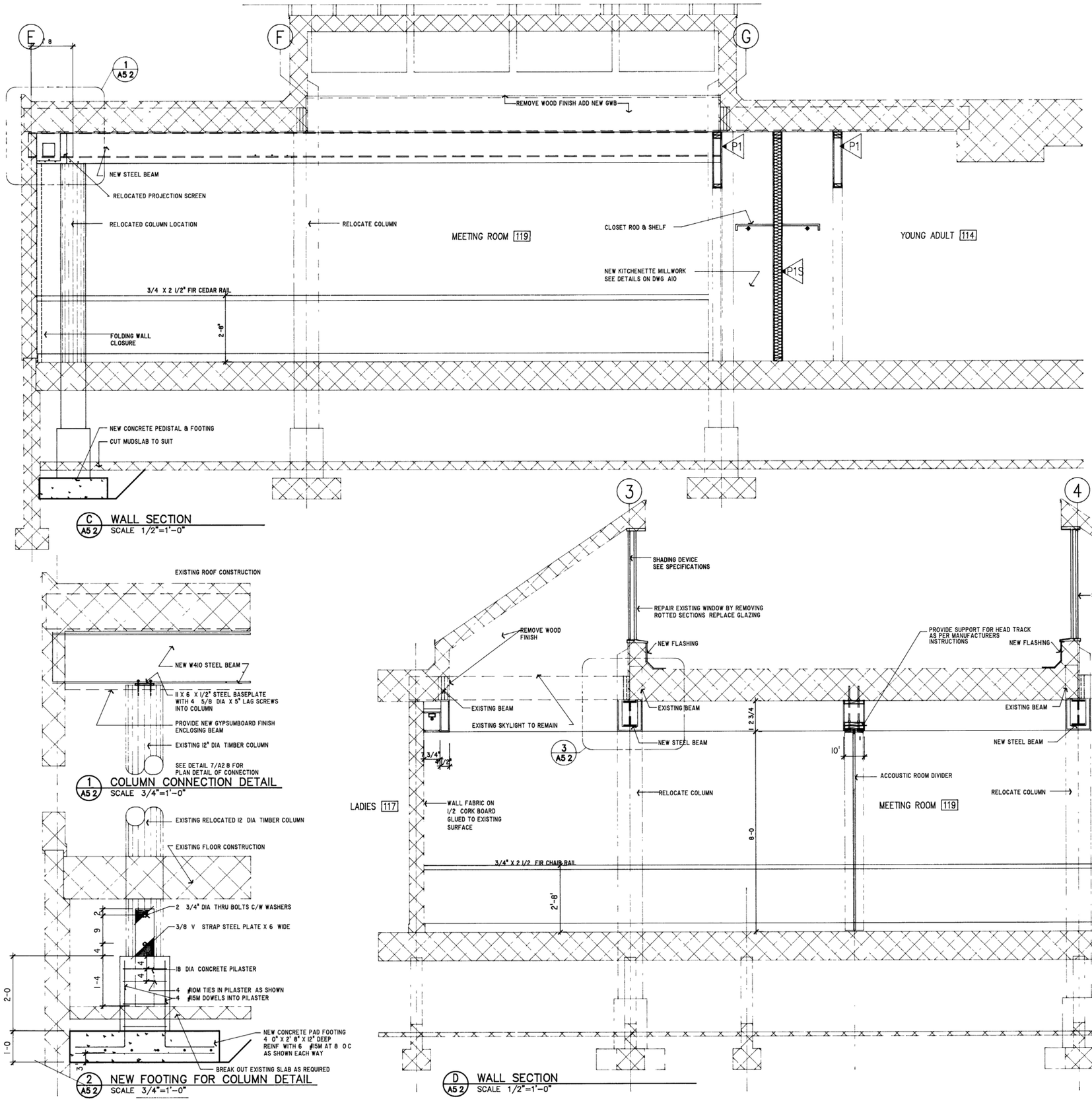

C A5 2 WALL SECTION
SCALE 1/2"=1'-0"

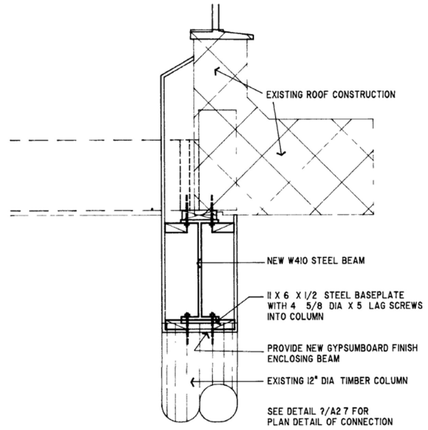

3 A5 2 NEW STEEL BEAM DETAIL
SCALE 1"=1'-0"

1 A5 2 COLUMN CONNECTION DETAIL
SCALE 3/4"=1'-0"

2 A5 2 NEW FOOTING FOR COLUMN DETAIL
SCALE 3/4"=1'-0"

D A5 2 WALL SECTION
SCALE 1/2"=1'-0"

R A P

0032

ARCHITECTURE ○ URBAN DESIGN

RAP ARCHITECTURE LTD
#509, 10240 - 124 STREET
EDMONTON ALBERTA CANADA
T5N 3W6

TEL 403 488 2885
FAX 403 482 1333

○

NORTHERN CADWORKS LTD
212 STRICKLAND STREET
WHITEHORSE YUKON CANADA
Y1A 2J8

TEL 403 668 2238
FAX 403 668 2368

LOGO

REV	DATE	DESCRIPTION
4	92 12 21	AS BUILT

CONSULTANTS

STRUCTURAL ENGINEERS
JACOBSEN HAGE ENGINEERS

MECHANICAL ENGINEERS
KEEN ENGINEERING LTD

ELECTRICAL ENGINEERS
TWS ENGINEERING LTD

SEALS

RECORD DRAWING

Alterations to: Whitehorse Public Library

Yukon Government Services
Building Number 1-259

2071 Second Avenue
Whitehorse, Yukon

DRAWING

Wall Sections

As Built

COPYRIGHT
Copyright reserved. This drawing and design is and at all times remains the exclusive property of RAP Architecture Ltd. and shall not be used without the Architect's consent in writing.

The contractor shall check and verify all dimensions and report all errors & omissions to the Architect in writing. Do not scale this drawing. This drawing shall not be used for construction or Building Permit purposes until sealed and signed.

SCALE	DRAWN	CHKD
AS SHOWN	OEA	RAP

PROJECT NUMBER
9008

DATE
90 11 02

4 A5.2

37
1-228

0033

RAP

ARCHITECTURE ○ URBAN DESIGN

RAP ARCHITECTURE LTD
#509, 10240 - 124 STREET
EDMONTON ALBERTA CANADA
T5N 3W6

TEL 403 488 2885
FAX 403 482 1333

○

NORTHERN CADWORKS LTD
212 STRICKLAND STREET
WHITEHORSE YUKON CANADA
Y1A 2J8

TEL 403 668 2238
FAX 403 668 2368

LOGO

REV	DATE	DESCRIPTION
4	92 12 21	AS BUILT

CONSULTANTS

STRUCTURAL ENGINEERS
JACOBSEN HAGE ENGINEERS

MECHANICAL ENGINEERS
KEEN ENGINEERING LTD

ELECTRICAL ENGINEERS
TWS ENGINEERING LTD

SEALS

RECORD DRAWING

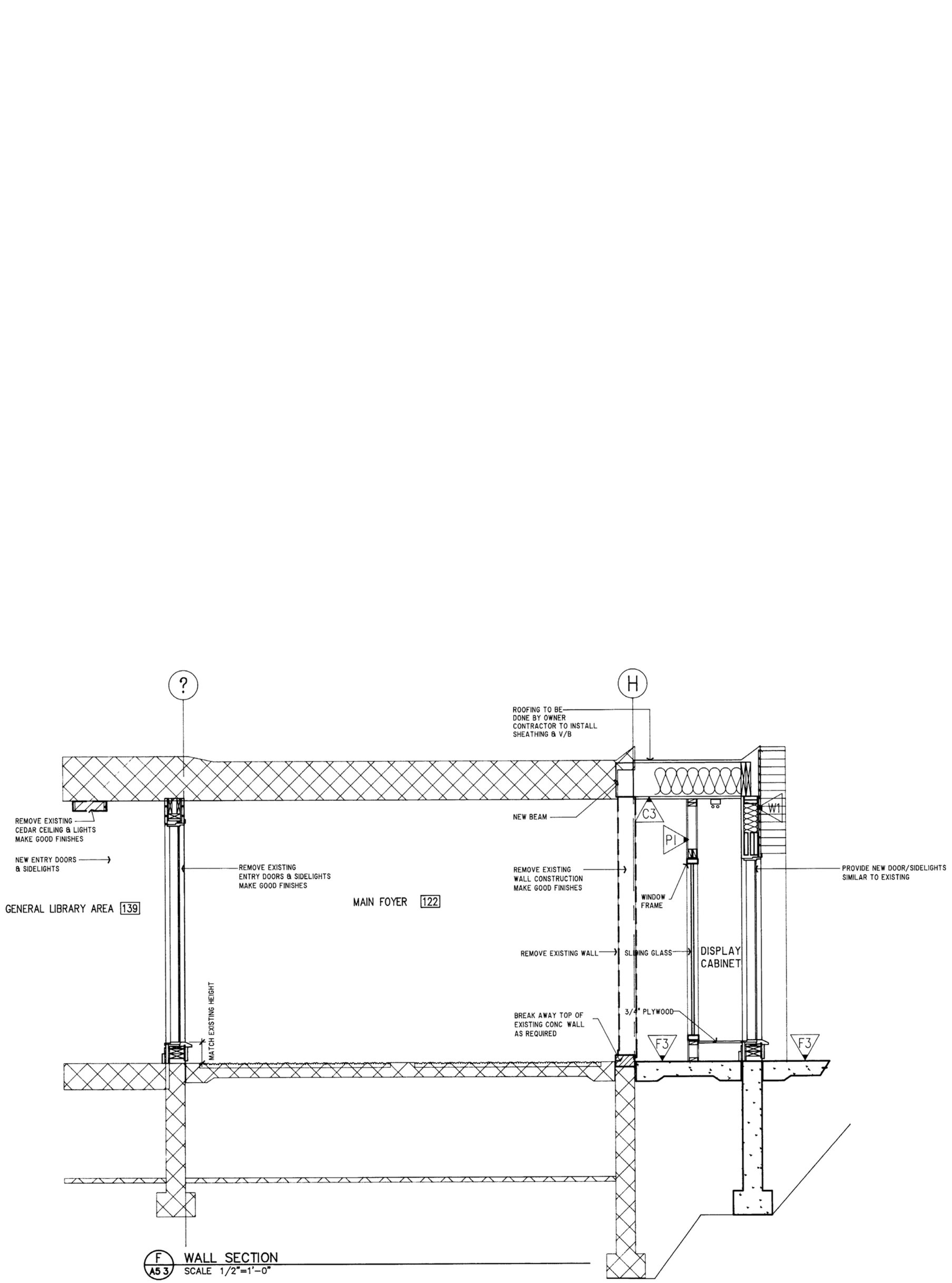

F / A5.3 WALL SECTION
SCALE 1/2"=1'-0"

Alterations to: Whitehorse Public Library

Yukon Government Services
Building Number 1-259

2071 Second Avenue
Whitehorse, Yukon

DRAWING

Wall Section

As Built

COPYRIGHT
Copyright reserved. This drawing and design is and at all times remains the exclusive property of RAP Architecture Ltd. and shall not be used without the Architect's consent in writing.

The contractor shall check and verify all dimensions and report all errors & omissions to the Architect in writing. Do not scale this drawing. This drawing shall not be used for construction or Building Permit purposes until sealed and signed.

SCALE	DRAWN	CHK'D
1/4"=1'-0"	OEA	RAP

PROJECT NUMBER
9008

DATE
90 12 07

4 **A5.3**

38 1-258

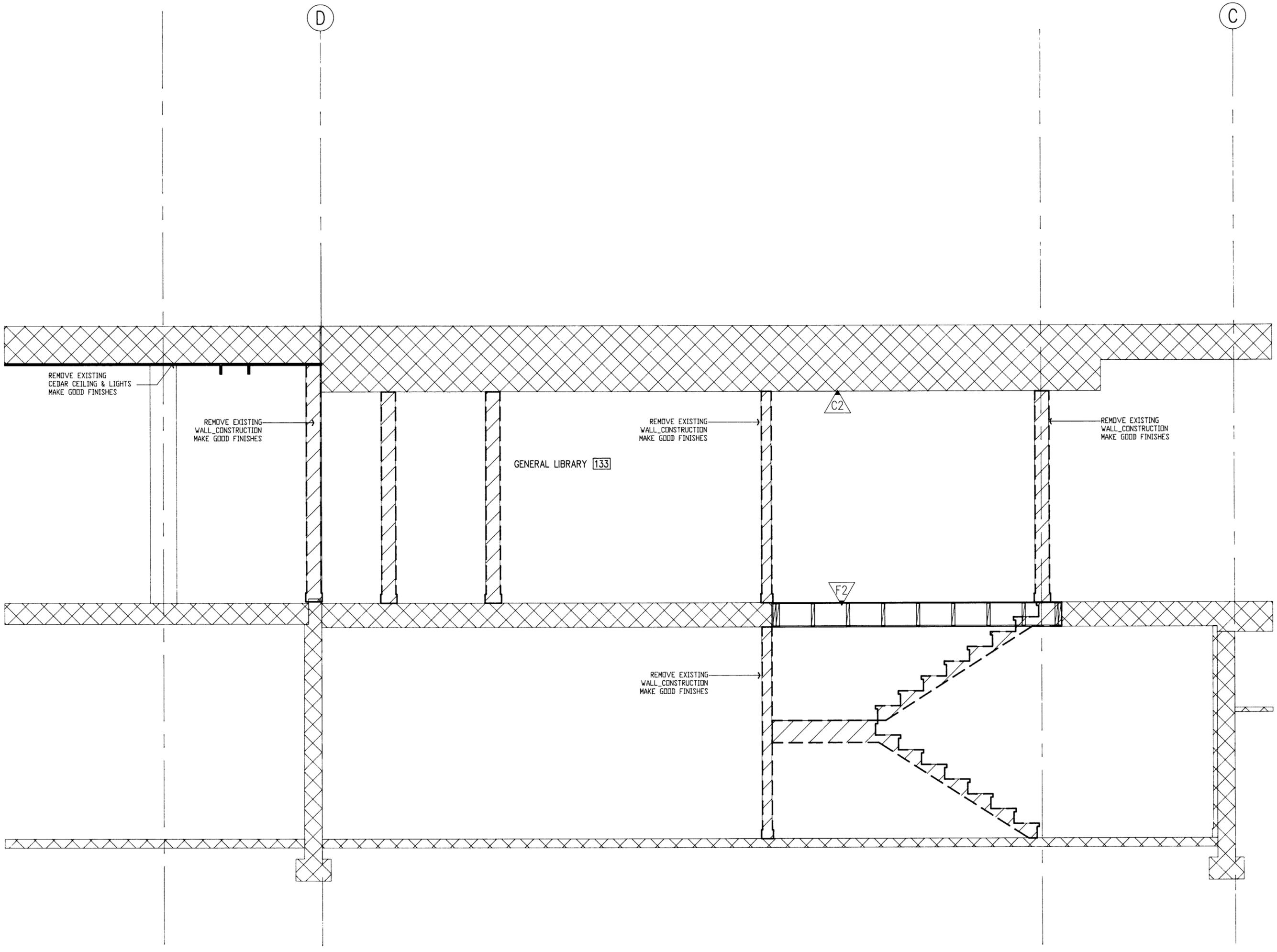

1 A5.4 WALL SECTION
SCALE 1/2"=1'-0"

RAP

ARCHITECTURE ○ URBAN DESIGN

RAP ARCHITECTURE LTD
#509, 10240 - 124 STREET
EDMONTON ALBERTA CANADA
T5N 3W6

TEL 403 488 2885
FAX 403 482 1333

○

NORTHERN CADWORKS LTD
212 STRICKLAND STREET
WHITEHORSE YUKON CANADA
Y1A 2J8

TEL 403 668 2238
FAX 403 668 2368

LOGO

REV	DATE	DESCRIPTION
4	92 12 21	AS BUILT

CONSULTANTS

STRUCTURAL ENGINEERS
JACOBSEN HAGE ENGINEERS

MECHANICAL ENGINEERS
KEEN ENGINEERING LTD

ELECTRICAL ENGINEERS
TWS ENGINEERING LTD

SEALS

RECORD DRAWING

Alterations to: Whitehorse Public Library

Yukon Government Services
Building Number 1-259

2071 Second Avenue
Whitehorse, Yukon

DRAWING

Wall Sections

As Built

COPYRIGHT
Copyright reserved. This drawing and design is and at all times remains the exclusive property of RAP Architecture Ltd. and shall not be used without the Architect's consent in writing.

The contractor shall check and verify all dimensions and report all errors & omissions to the Architect in writing. Do not scale the drawing. This drawing shall not be used for construction or Building Permit purposes until sealed and signed.

SCALE	DRAWN	CHKD
1/2"=1'-0"	OEA	RAP

PROJECT NUMBER
9008

DATE
90 11 22

4 A5.4

39 1-228

0035

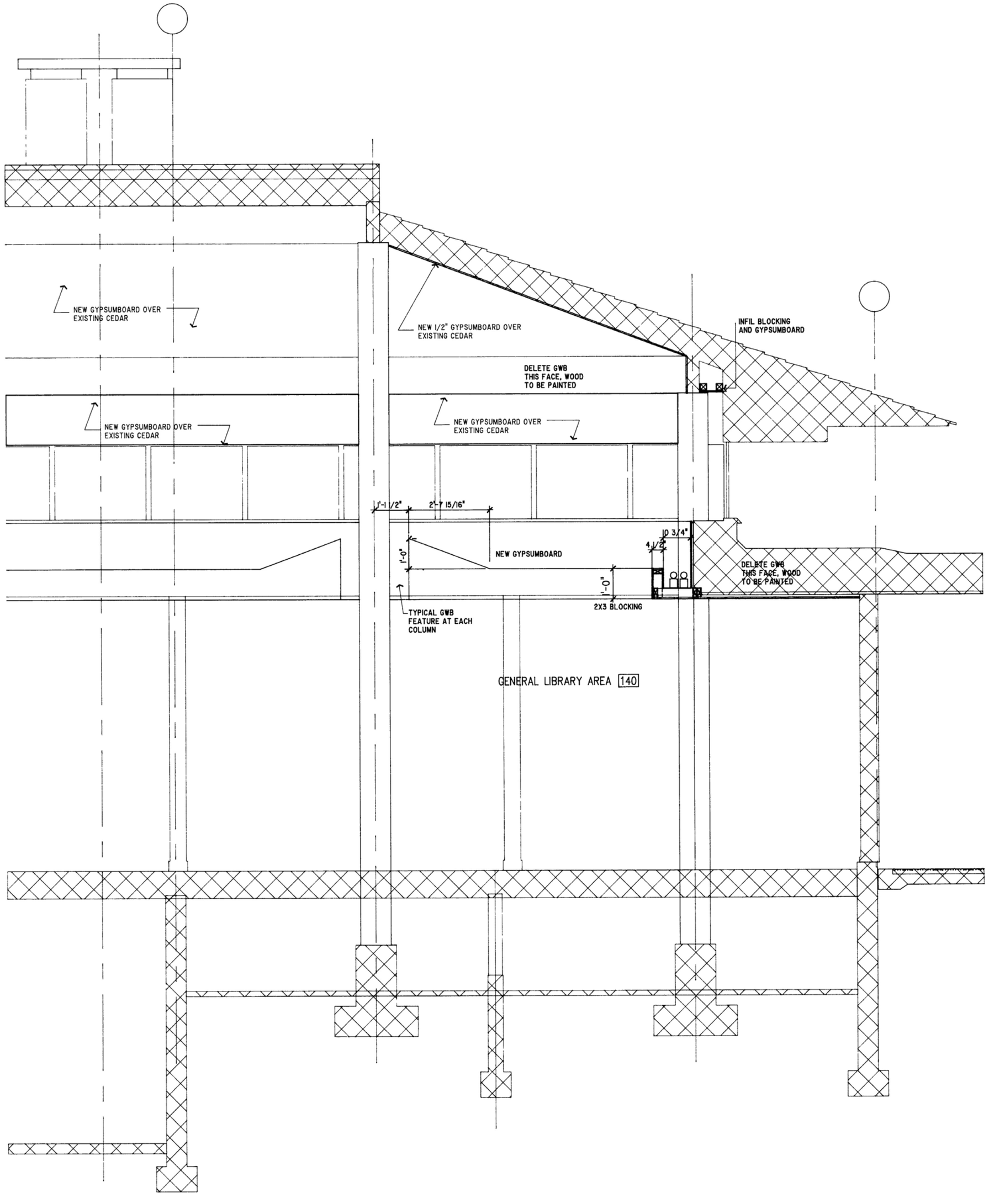

G A5.5 WALL SECTION
SCALE 1/2"=1'-0"

R A P

ARCHITECTURE ○ URBAN DESIGN

RAP ARCHITECTURE LTD
#509, 10240 - 124 STREET
EDMONTON ALBERTA CANADA
T5N 3W6

TEL 403 488 2885
FAX 403 482 1333

○

NORTHERN CADWORKS LTD
212 STRICKLAND STREET
WHITEHORSE YUKON CANADA
Y1A 2J8

TEL 403 668 2238
FAX 403 668 2368

LOGO

REV	DATE	DESCRIPTION
5	92 12 21	AS BUILT

CONSULTANTS

STRUCTURAL ENGINEERS
JACOBSEN HAGE ENGINEERS

MECHANICAL ENGINEERS
KEEN ENGINEERING LTD

ELECTRICAL ENGINEERS
TWS ENGINEERING LTD

SEALS

RECORD DRAWING

Alterations to: Whitehorse Public Library

Yukon Government Services
Building Number 1-259

2071 Second Avenue
Whitehorse, Yukon

DRAWING

Wall Section

General Library Area

As Built

COPYRIGHT
Copyright reserved. This drawing and design is and at all times remains the exclusive property of RAP Architecture Ltd. and shall not be used without the Architect's consent in writing.

The contractor shall check and verify all dimensions and report all errors & omissions to the Architect in writing. Do not scale this drawing. This drawing shall not be used for construction or Building Permit purposes until sealed and signed.

SCALE	DRAWN	CHK'D
1/2"=1'-0"	OEA/RAP	RAP

PROJECT NUMBER
~~9008~~

DATE
90 11 22

(5) **A5.5**

40
1-228

0036

DOOR SCHEDULE

DOOR SYMBOL — FRAME TYPE / DOOR NUMBER

ABBREVIATIONS

HM	HOLLOW METAL	PS	PRESSED STEEL FRAME
GW	GEORGIAN WIRE GLASS	S/S	STAINLESS STEEL
AL	ALUMINUM	W/P	PLASTIC LAMINATE ON WOOD

EXTERIOR WINDOWS (G)

CUSTOM WOOD FRAMES

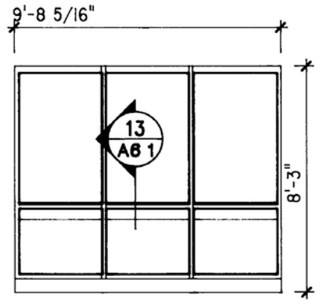

G 1 NEW EXTERIOR WINDOW UNIT
DOUBLE GLAZING

G 3 NEW DOUBLE GLAZING
IN EXISTING WINDOW UNITS
(DOUBLE GLAZING TOP AND BOTTOM)

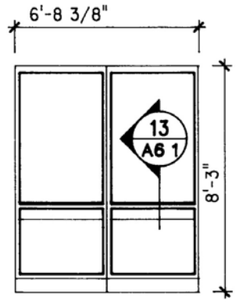

G 2 NEW EXTERIOR WINDOW UNIT
DOUBLE GLAZING
-
-
-

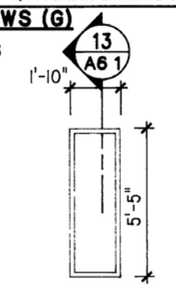

X RELOCATE EXISTING
DOUBLE GLAZING
NEW CASING AS REQ'D
-
-

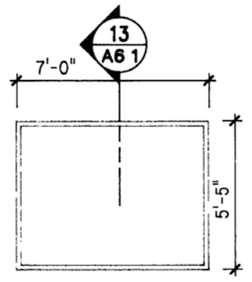

X RELOCATE EXISTING
DOUBLE GLAZING
NEW CASING AS REQ'D
-
-

GLAZED WOOD ENTRY DOORS WITH WOOD DOOR FRAMES (E)

RABBETTED WOOD FRAMES

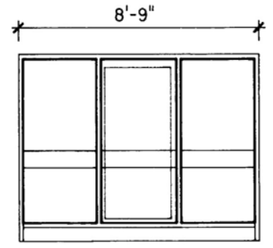

SIMILAR TO EXISTING UNIT

RABBETTED WOOD FRAMES

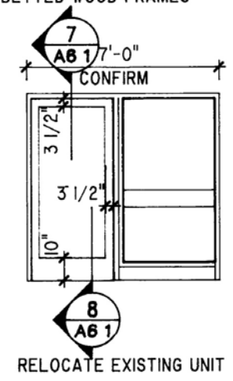

RELOCATE EXISTING UNIT

E 1 SOLID WOOD STILES & RAILS
FOR EXTERIOR INSTALLATION
DOUBLE GLAZED UNIT

X 1 3'-0" X 7'-0" X 1-3/4" WD
CONFIRM EXISTING SIZE

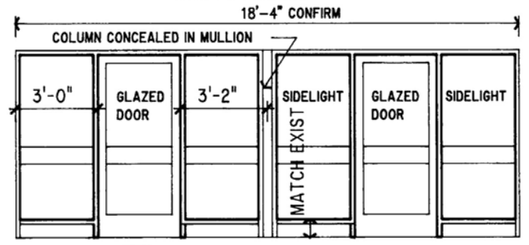

E 2 SIMILAR TO E 1 EXCEPT FOR DOOR
3'-0" X 7'-0" X 1-3/4"
SOLID WOOD STILES & RAILS
SAFETY GLASS DOOR PANELS
SINGLE SAFETY GLASS SIDELITES
FOR INTERIOR VESTIBULE INSTALLATION

NOC SEE ASK-5 2of2

FLUSH WOOD DOORS WITH WOOD DOOR FRAMES (W)

RABBETTED WOOD FRAMES

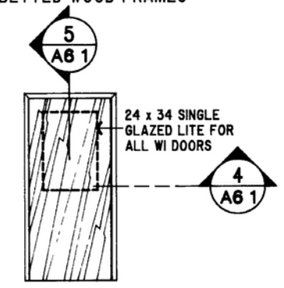

W 1 3'-0" X 7'-0" X 1-3/4" WD
NO RATING C/W GLAZED SECTION

W 2 2'-8" X 7'-0" X 1-3/4 WD
NO RATING

W 3 2'-6" X 7'-0" X 1-3/4 WD
NO RATING

ALL WOOD FRAMES TO HAVE PAINTED
FIR CASINGS AS DETAILED BELOW

HOLLOW METAL DOOR WITH PRESSED STEEL FRAME (M)

STANDARD WELDED UNITS

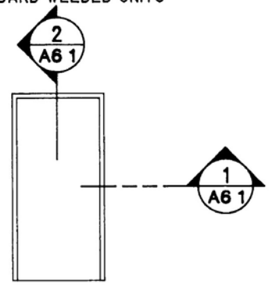

M 1 3'-0" X 7'-0" X 1-3/4" HM
NO RATING

M 2 3'-0" X 7'-0" X 1-3/4 HM
20 MIN FIRE RATING REQ'D

M 3 3'-0" X 7'-0" X 1-3/4 HM
45 MIN FIRE RATING REQ'D

M 4 2'-8" X 7'-0" X 1'-3/4" HM
NO RATING

FLUSH WOOD DOORS WITH WOOD DOOR FRAMES (W)

RABBETTED WOOD FRAMES

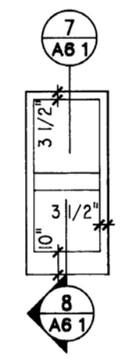

DOOR TO FIT EXISTING EXTERIOR OPENING
NO RATING C/W GLAZED SECTION
TRANSOME AND MULLIONS TO MATCH

GENERAL NOTES

2) ALL FIRE RATED DOORS & FRAMES C/W ULC APPROVED LABELS

3) ALL FIRE RATED DOORS & FRAMES C/W SELF-CLOSER

4) ALL DOORS SHALL BE INTERIOR APPLICATION, EXCEPT WHERE NOTED OTHERWISE

5) REFER TO HARDWARE SCHEDULE FOR LOCATION OF HARDWARE & TEMPLATE REQUIREMENTS

6) FOR PROPER ORIENTATION OF WINDOW UNIT/DOOR SEE FLOOR PLAN

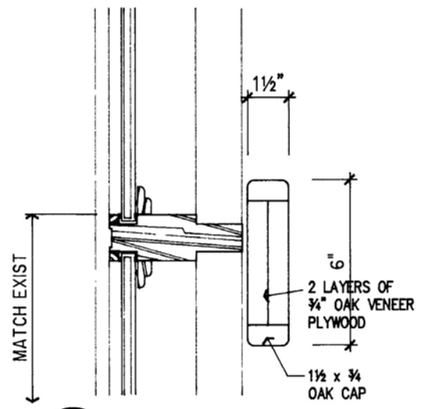

13 A6 1 MULLION
SCALE 3"=1'0"

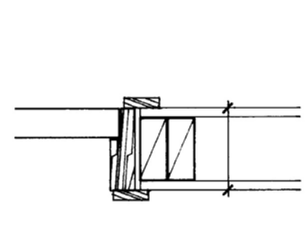

4 A6 1 JAMB
SCALE 3"=1'0"

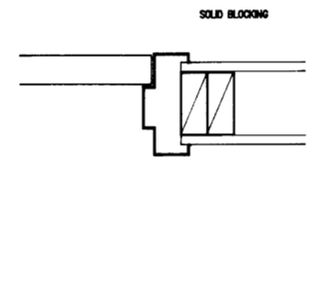

1 A6 1 JAMB
SCALE 3"=1'0"

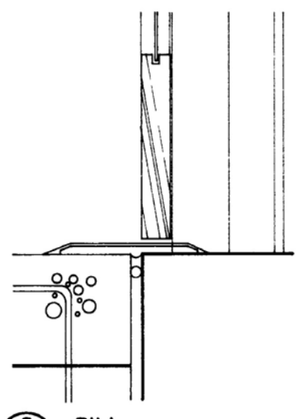

8 A6 1 SILL
SCALE 3"=1'0"



5 A6 1 HEADER
SCALE 3"=1'0"

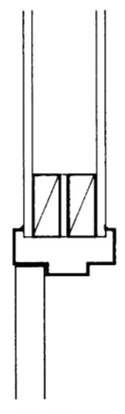

2 A6 1 HEADER
SCALE 3"=1'0"

R A P

ARCHITECTURE ○ URBAN DESIGN

RAP ARCHITECTURE LTD
#509, 10240 - 124 STREET
EDMONTON ALBERTA CANADA
T5N 3W6

TEL 403 488 2885
FAX 403 482 1333

○

NORTHERN CADWORKS LTD
212 STRICKLAND STREET
WHITEHORSE YUKON CANADA
Y1A 2J8

TEL 403 668 2238
FAX 403 668 2368

LOGO

REV	DATE	DESCRIPTION
5	92 12 21	AS BUILT

CONSULTANTS

STRUCTURAL ENGINEERS
JACOBSEN HAGE ENGINEERS

MECHANICAL ENGINEERS
KEEN ENGINEERING LTD

ELECTRICAL ENGINEERS
TWS ENGINEERING LTD

SEALS

RECORD DRAWING

Alterations to: Whitehorse Public Library
Yukon Government Services
Building Number 1-259

2071 Second Avenue
Whitehorse, Yukon

DRAWING

Door & Window Schedule

Door & Window Details

As Built

COPYRIGHT
Copyright reserved. This drawing and design is and at all times remains the exclusive property of RAP Architecture Ltd. and shall not be used without the Architect's consent in writing.

The contractor shall check and verify all dimensions and report all errors & omissions to the Architect in writing. Do not scale this drawing. This drawing shall not be used for construction or Building Permit purposes until sealed and signed.

SCALE	DRAWN	CHKD
AS SHOWN	OEA/JDM	RAP

PROJECT NUMBER
9008

DATE
90 10 23

5 **A6.1**

1 of 28

0037

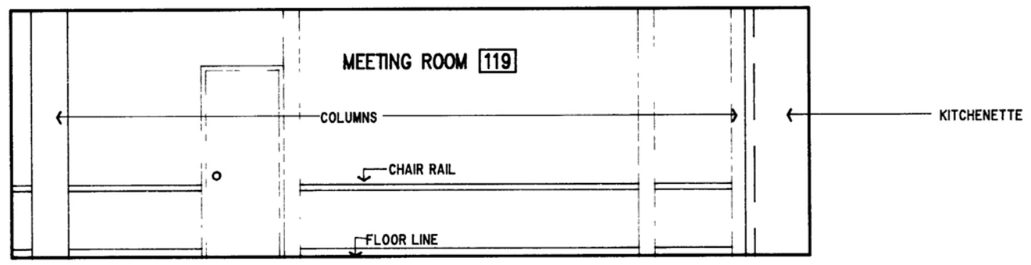

17 A7.1 SOUTH INTERIOR ELEVATION
SCALE 1/4"=1'-0"

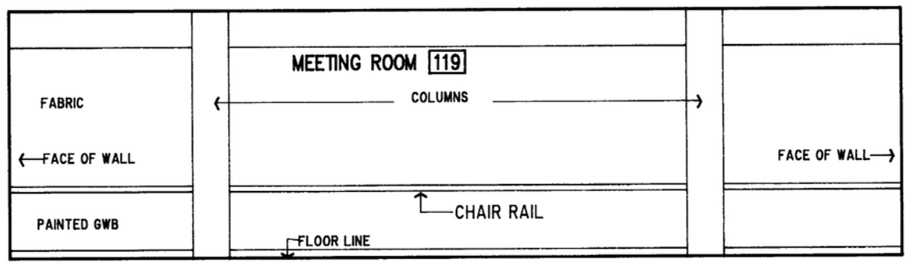

16 A7.1 EAST INTERIOR ELEVATION
SCALE 1/4"=1'-0"

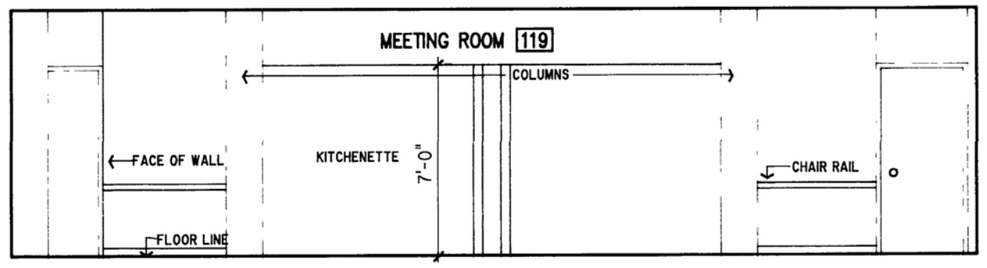

15 A7.1 WEST INTERIOR ELEVATION
SCALE 1/4"=1'-0"

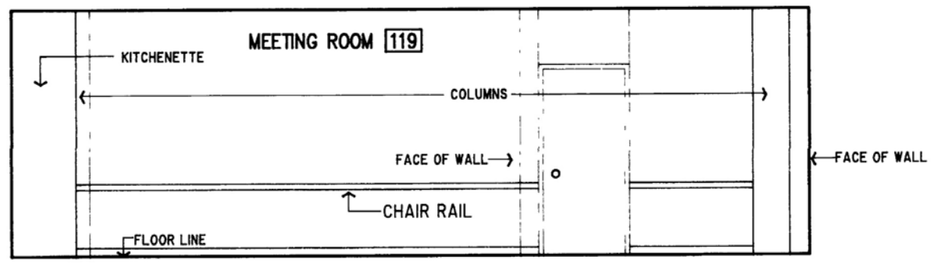

14 A7.1 NORTH INTERIOR ELEVATION
SCALE 1/4"=1'-0"

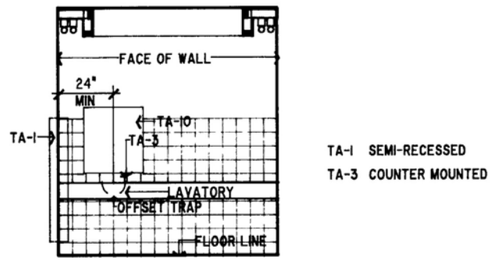

TA-1 SEMI-RECESSED
TA-3 COUNTER MOUNTED

13 A7.1 NORTH INTERIOR ELEVATION 115
SCALE 1/4"=1'-0"

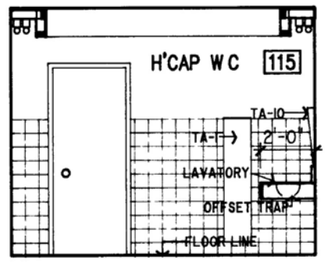

12 A7.1 WEST INTERIOR ELEVATION
SCALE 1/4"=1'-0"

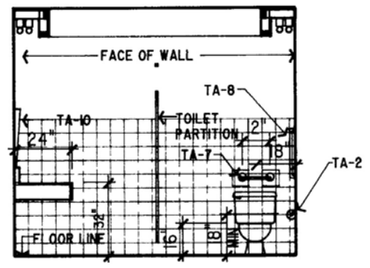

11 A7.1 EAST INTERIOR ELEVATION
SCALE 1/4"=1'-0"

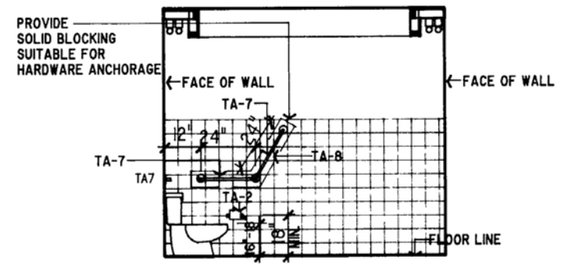

10 A7.1 SOUTH INTERIOR ELEVATION
SCALE 1/4"=1'-0"

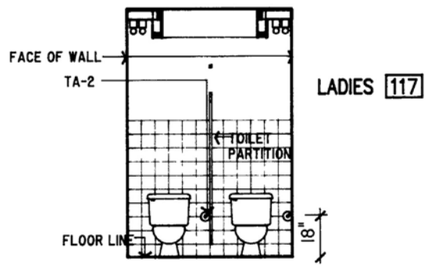

9 A7.1 NORTH INTERIOR ELEVATION
SCALE 1/4"=1'-0"

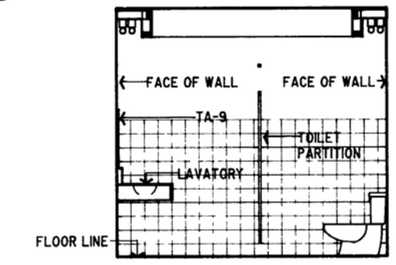

8 A7.1 WEST INTERIOR ELEVATION
SCALE 1/4"=1'-0"

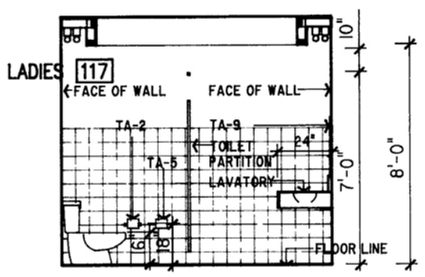

7 A7.1 EAST INTERIOR ELEVATION
SCALE 1/4"=1'-0"

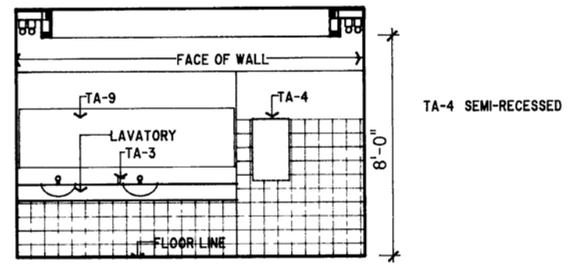

TA-4 SEMI-RECESSED

6 A7.1 SOUTH INTERIOR ELEVATION
SCALE 1/4"=1'-0"

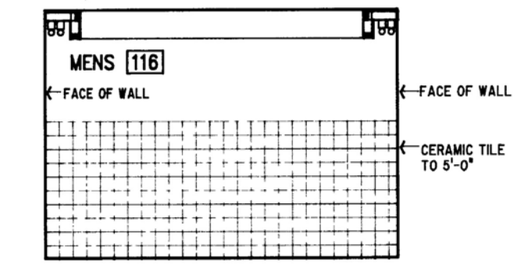

5 A7.1 NORTH INTERIOR ELEVATION
SCALE 1/4"=1'-0"

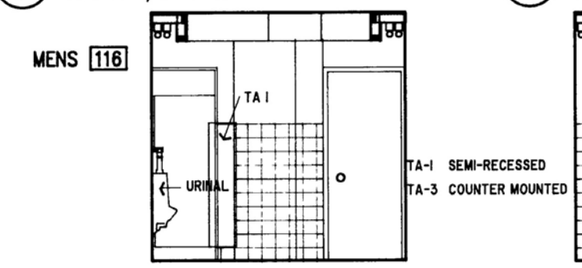

TA-1 SEMI-RECESSED
TA-3 COUNTER MOUNTED

4 A7.1 WEST INTERIOR ELEVATION
SCALE 1/4"=1'-0"

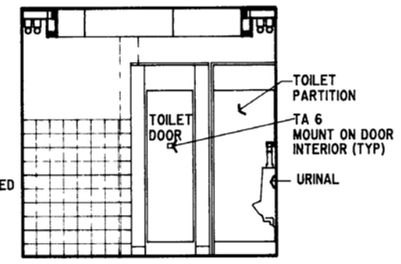

3 A7.1 EAST INTERIOR ELEVATION
SCALE 1/4"=1'-0"

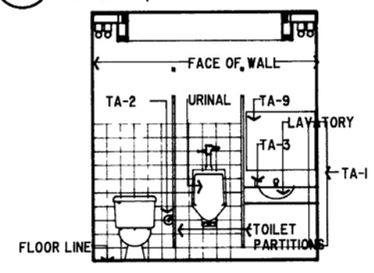

TA-4 RECESSED
TA-1 SEMI-RECESSED
TA-3 COUNTER MOUNTED

2 A7.1 SOUTH INTERIOR ELEVATION
SCALE 1/4"=1'-0"

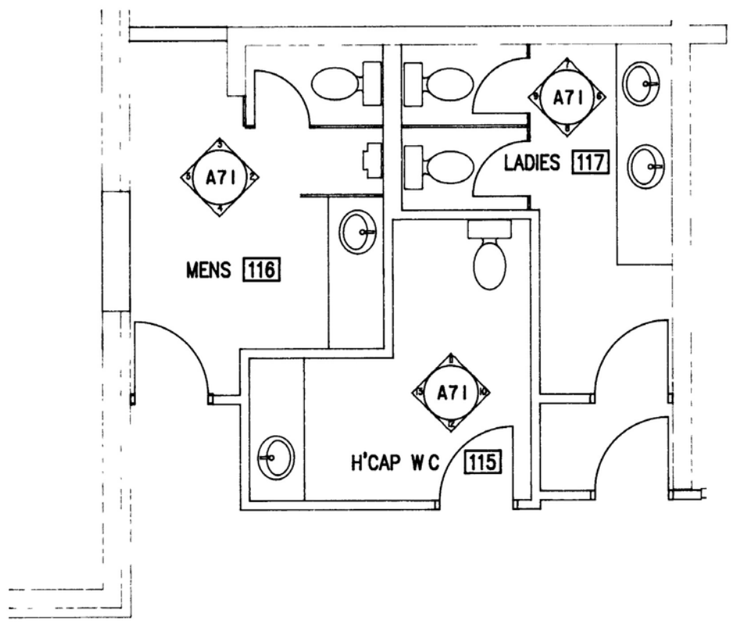

1 A7.1 WASHROOM FLOOR PLAN
SCALE 1/4"=1'-0"

R A P

ARCHITECTURE ○ URBAN DESIGN

RAP ARCHITECTURE LTD
#509, 10240 - 124 STREET
EDMONTON ALBERTA CANADA
T5N 3W6

TEL 403 488 2885
FAX 403 482 1333

○

NORTHERN CADWORKS LTD
212 STRICKLAND STREET
WHITEHORSE YUKON CANADA
Y1A 2J8

TEL 403 668 2238
FAX 403 668 2368

LOGO

REV	DATE	DESCRIPTION
5	92 12 21	AS BUILT

CONSULTANTS

STRUCTURAL ENGINEERS
JACOBSEN HAGE ENGINEERS

MECHANICAL ENGINEERS
KEEN ENGINEERING LTD

ELECTRICAL ENGINEERS
TWS ENGINEERING LTD

SEALS

RECORD DRAWING

Alterations to: Whitehorse Public Library

Yukon Government Services
Building Number 1-259

2071 Second Avenue
Whitehorse, Yukon

DRAWING

Interior Elevations & Plan

Meeting Room & Washrooms

As Built

COPYRIGHT
Copyright reserved. This drawing and design is and at all times remains the exclusive property of RAP Architecture Ltd. and shall not be used without the Architect's consent in writing.

The contractor shall check and verify all dimensions and report all errors & omissions to the Architect in writing. Do not scale this drawing. This drawing shall not be used for construction or Building Permit purposes until sealed and signed.

SCALE	DRAWN	CHKD
1/4"=1'-0"	JDM/DJK	RAP

PROJECT NUMBER
9008

DATE
90 11 12

5 A7.1

42 1-228

0038

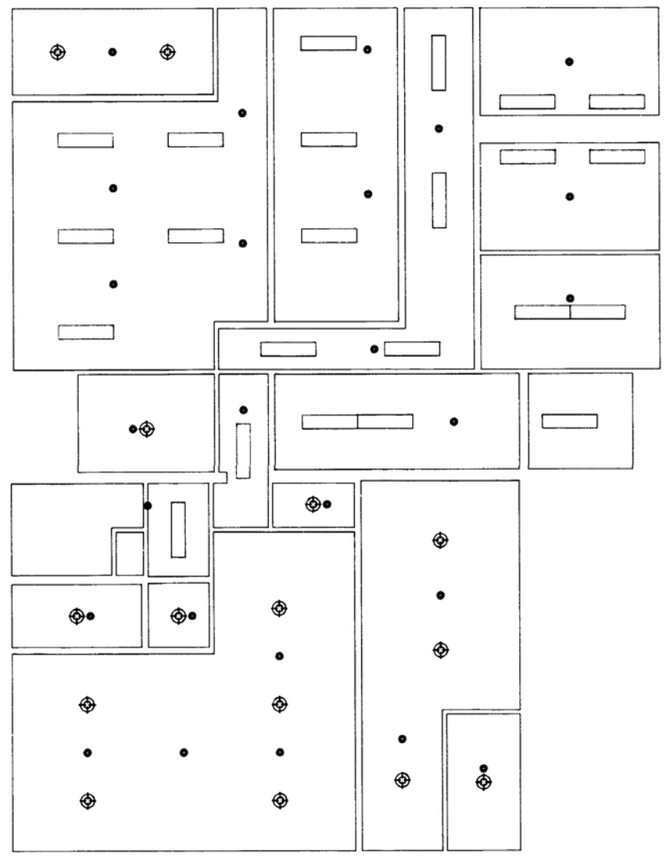

NOTES
FOR EXTENT OF NEW GWB CEILINGS REFER TO DRAWING A2.3 WHICH INDICATES WHERE CEILINGS ARE REMOVED AND REMAINING (A / A2.3)

2 / A8.1 BASEMENT REFLECTED CEILING PLAN
SCALE 1/8"=1'-0"

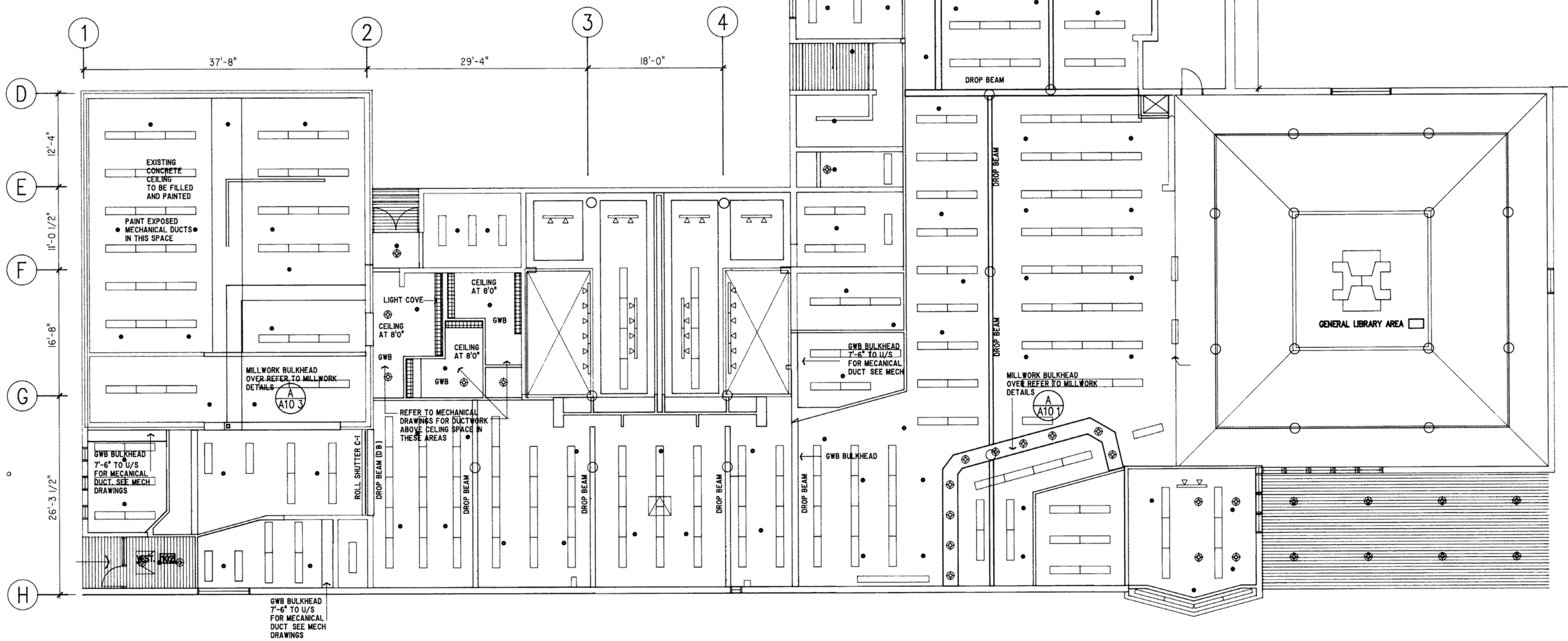

1 / A8.1 MAIN FLOOR REFLECTED CEILING PLAN
SCALE 1/8"=1'-0"

CEILING FINISH LEGEND

- EXIST CEDAR CEILING TO REMAIN
- EXIST FLUOR LIGHT TO REMAIN SEE A2.3,E5 & E6
- EXIST FLUOR LIGHT TO REMAIN
- EXIST SPRINKLER HEAD TO REMAIN
- EXIST POTLIGHT TO REMAIN
- EXIST ACCESS HATCH TO REMAIN
- EXIST TRACK-LIGHT TO REMAIN
- NEW WOOD FINISH
- DROPPED BEAM
- NEW GWB FINISH

RAP ARCHITECTURE LTD
ARCHITECTURE ○ URBAN DESIGN
#509, 10240 - 124 STREET
EDMONTON ALBERTA CANADA
T5N 3W6
TEL 403 488 2885
FAX 403 482 1333

NORTHERN CADWORKS LTD
212 STRICKLAND STREET
WHITEHORSE YUKON CANADA
Y1A 2J8
TEL 403 668 2238
FAX 403 668 2368

LOGO

REV	DATE	DESCRIPTION
5	92 12 21	AS BUILT

CONSULTANTS

STRUCTURAL ENGINEERS
JACOBSEN HAGE ENGINEERS

MECHANICAL ENGINEERS
KEEN ENGINEERING LTD

ELECTRICAL ENGINEERS
TWS ENGINEERING LTD

SEALS

RECORD DRAWING

Alterations to: Whitehorse Public Library

Yukon Government Services
Building Number 1-260

2071 Second Avenue
Whitehorse, Yukon

DRAWING

Reflected Ceiling Plan

As Built

COPYRIGHT
Copyright reserved. This drawing and design is and at all times remains the exclusive property of RAP Architecture Ltd. and shall not be used without the Architect's consent in writing.

The contractor shall check and verify all dimensions and report all errors & omissions to the Architect in writing. Do not scale this drawing. This drawing shall not be used for construction or Building Permit purposes until sealed and signed.

SCALE	DRAWN	CHKD
1/8"=1'-0"	JDM/OEA	RAP

PROJECT NUMBER
9008

DATE
90 10 30

(5) A8.1

43-1-228

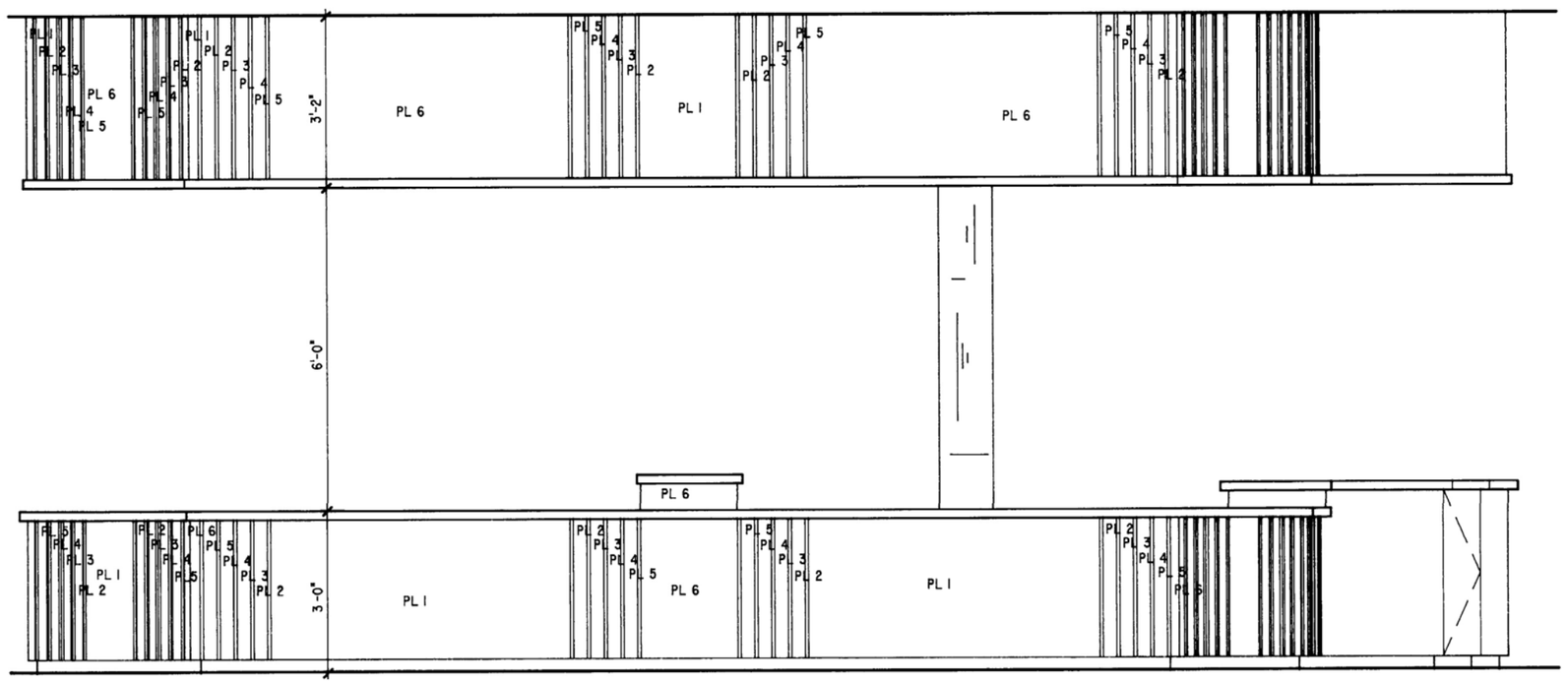

A A10.1 CIRCULATION COUNTER FRONT ELEVATION
SCALE: 1/2" = 1'-0"

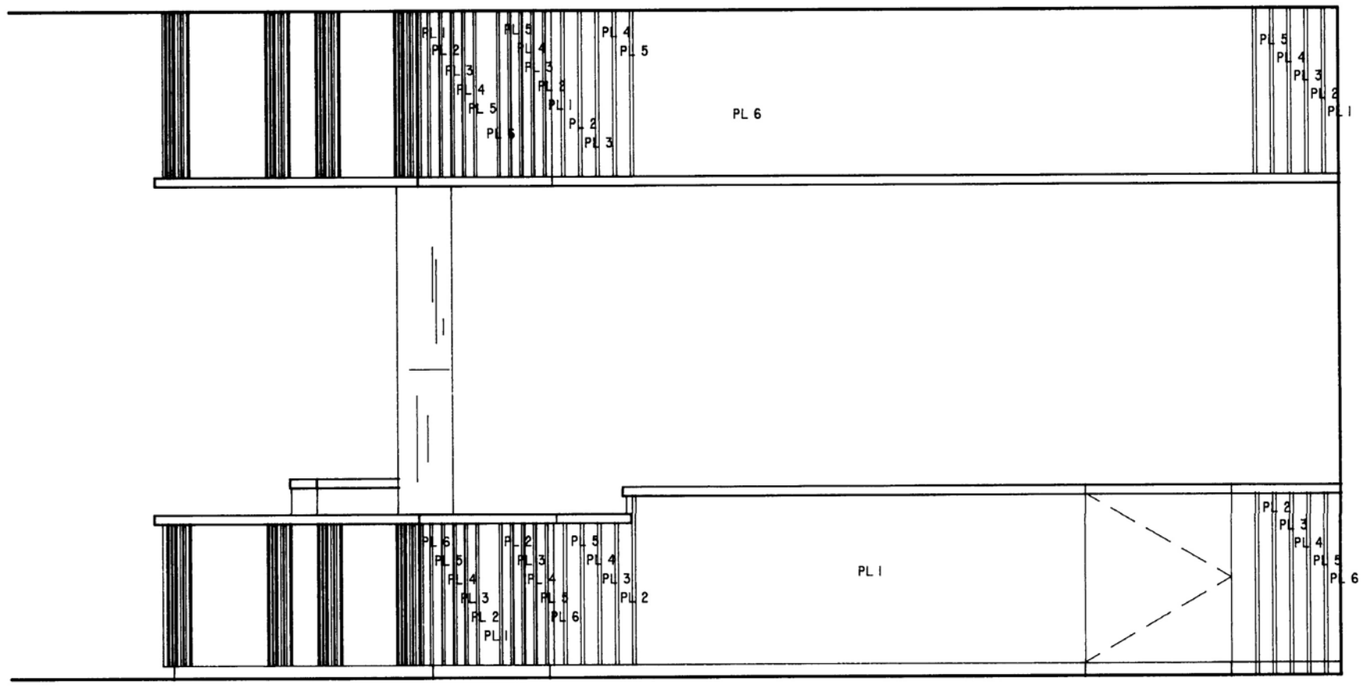

B A10.1 CIRCULATION COUNTER FRONT RIGHT ELEVATION
SCALE: 1/2" = 1'-0"

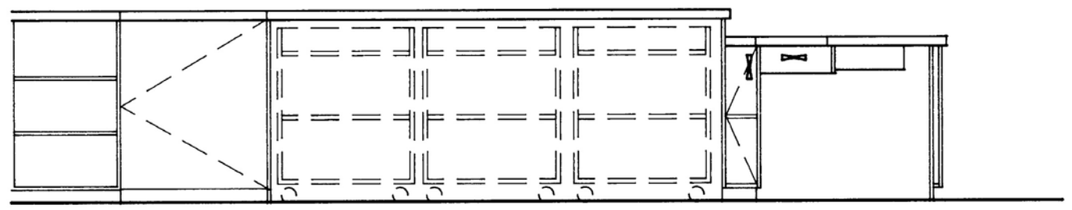

D A10.1 CIRCULATION COUNTER REAR RIGHT ELEVATION
SCALE: 1/2" = 1'-0"

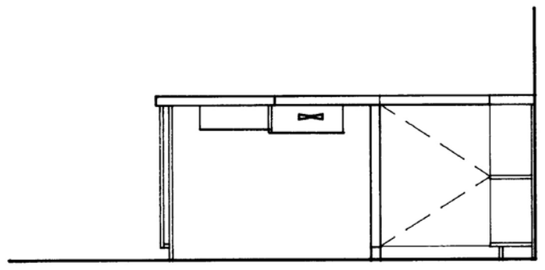

E A10.1 CIRC. COUNTER REAR LEFT ELEV.
SCALE: 1/2" = 1'-0"

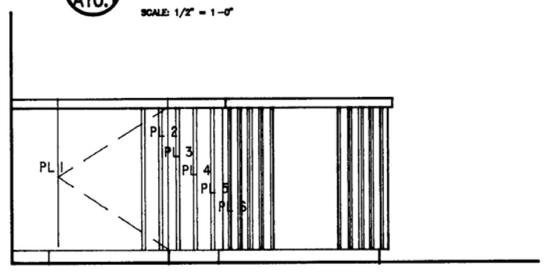

C A10.1 CIRC. COUNTER FRONT LEFT ELEV.
SCALE: 1/2" = 1'-0"

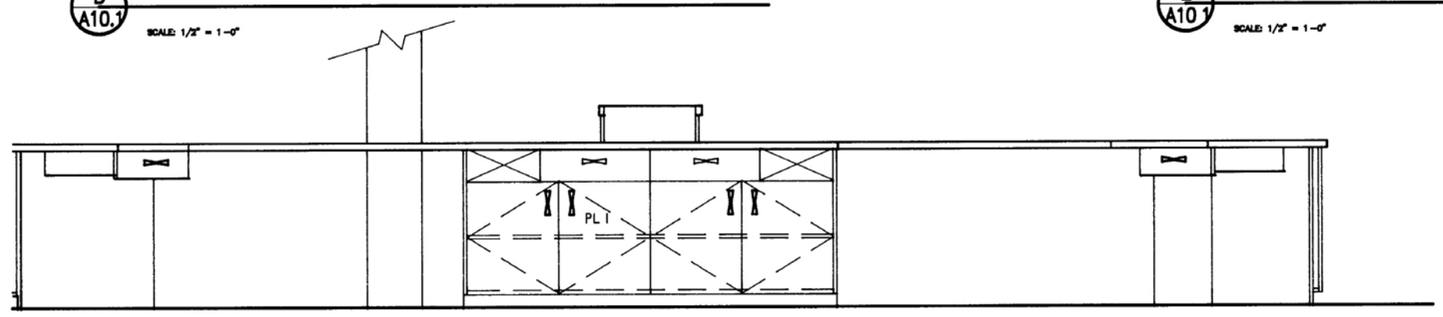

F A10.1 CIRCULATION COUNTER REAR ELEVATION
SCALE: 1/2" = 1'-0"

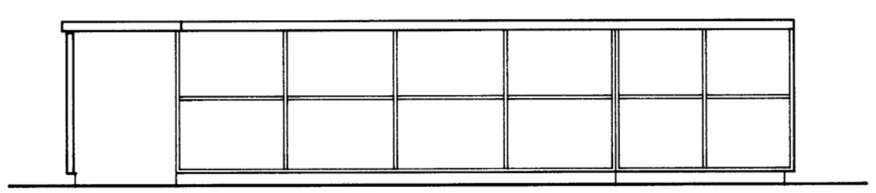

G A10.1 BOOK SHELVING
SCALE: 1/2" = 1'-0"

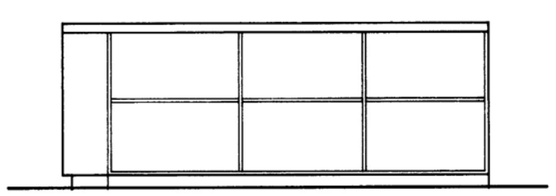

H A10.1 BOOK SHELVING
SCALE: 1/2" = 1'-0"

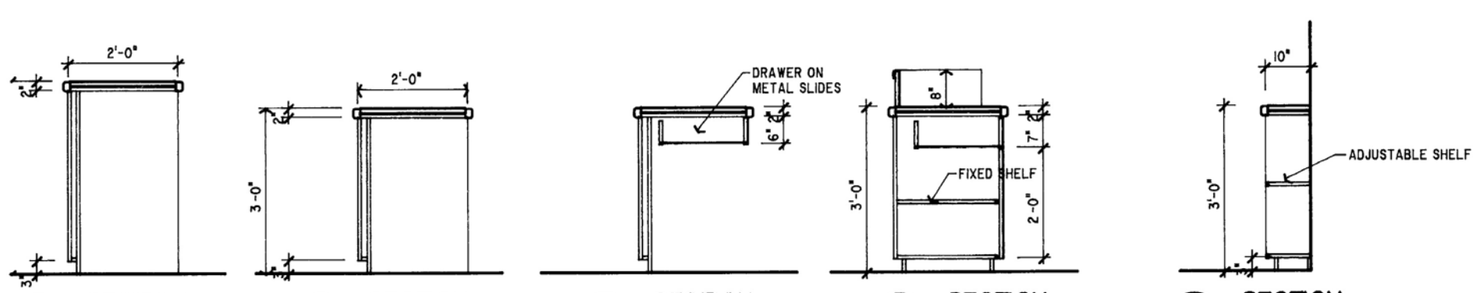

1 A10.1 SECTION
SCALE: 1/2" = 1'-0"

2 A10.1 SECTION
SCALE: 1/2" = 1'-0"

3 A10.1 SECTION
SCALE: 1/2" = 1'-0"

4 A10.1 SECTION
SCALE: 1/2" = 1'-0"

5 A10.1 SECTION
SCALE: 1/2" = 1'-0"

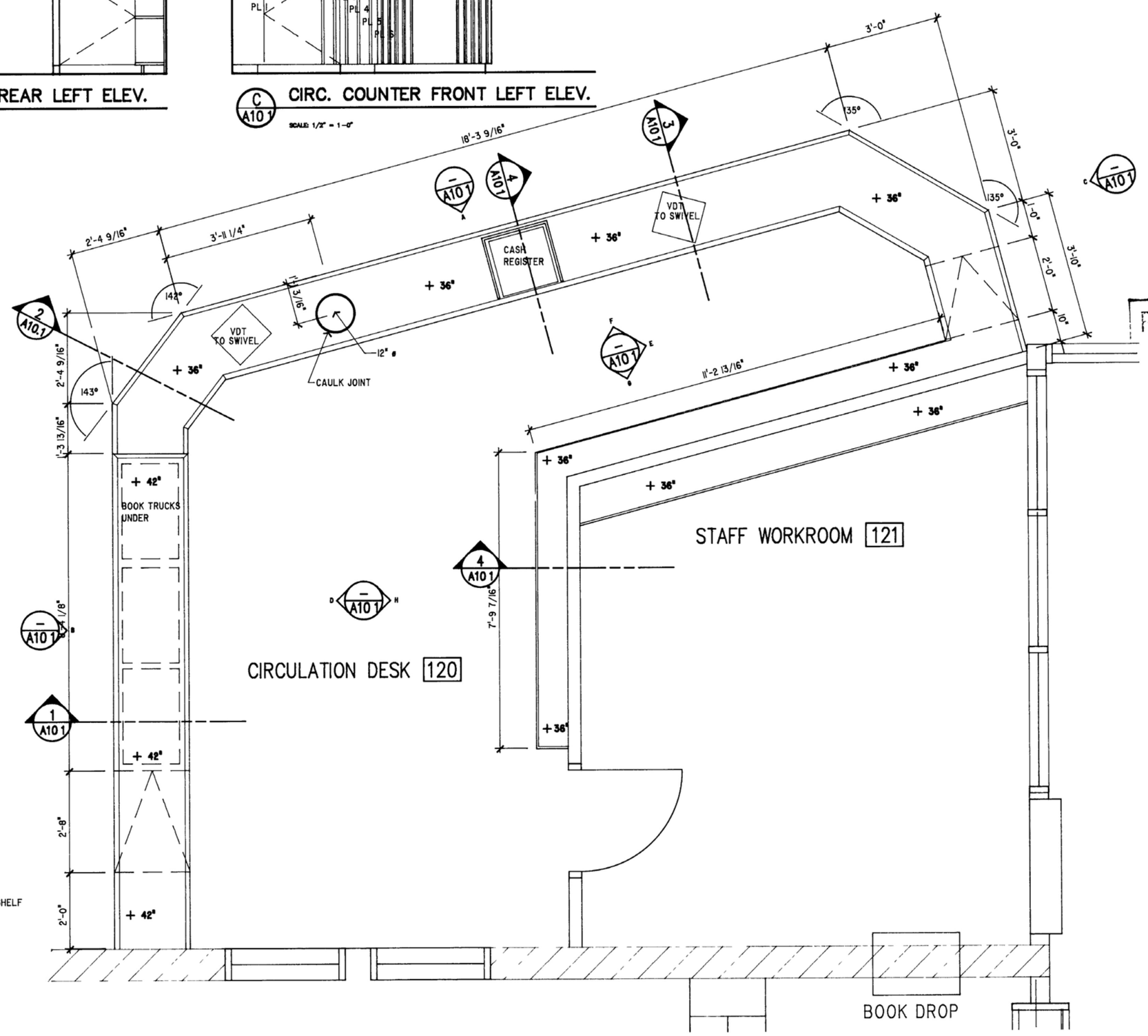

RAP

ARCHITECTURE ○ URBAN DESIGN

RAP ARCHITECTURE LTD
#509, 10240 - 124 STREET
EDMONTON ALBERTA CANADA
T5N 3W6

TEL 403 488 2885
FAX 403 482 1333

○

NORTHERN CADWORKS LTD
212 STRICKLAND STREET
WHITEHORSE YUKON CANADA
Y1A 2J8

TEL 403 668 2238
FAX 403 668 2368

LOGO

REV	DATE	DESCRIPTION
4	92 12 21	AS BUILT

CONSULTANTS

STRUCTURAL ENGINEERS
JACOBSEN HAGE ENGINEERS

MECHANICAL ENGINEERS
KEEN ENGINEERING LTD

ELECTRICAL ENGINEERS
TWS ENGINEERING LTD

SEALS

RECORD DRAWING

Alterations to: Whitehorse Public Library

Yukon Government Services
Building Number 1-259

2071 Second Avenue
Whitehorse, Yukon

DRAWING

Millwork Details

Circulation Counter & Work Area

As Built

COPYRIGHT
Copyright reserved. This drawing and design is and at all times remains the exclusive property of RAP Architecture Ltd. and shall not be used without the Architect's consent in writing.

The contractor shall check and verify all dimensions and report all errors & omissions to the Architect in writing. Do not scale this drawing. This drawing shall not be used for construction or Building Permit purposes until sealed and signed.

SCALE	DRAWN	CHKD
1/2" = 1'-0"	TR	RAP

PROJECT NUMBER
9008

DATE
90 11 12

4 A10.1

44. 1-228

0040

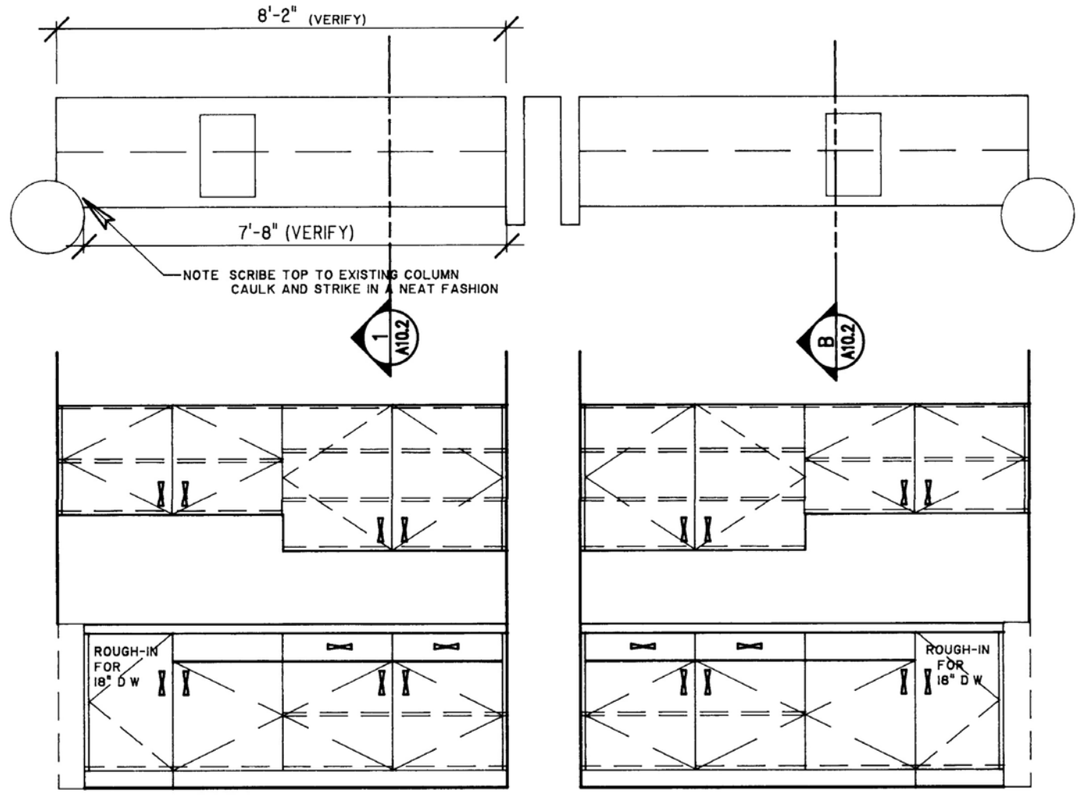

A A10.2 MEETING RM. #119 KITCHENETTES
SCALE: 1/2" = 1'-0"

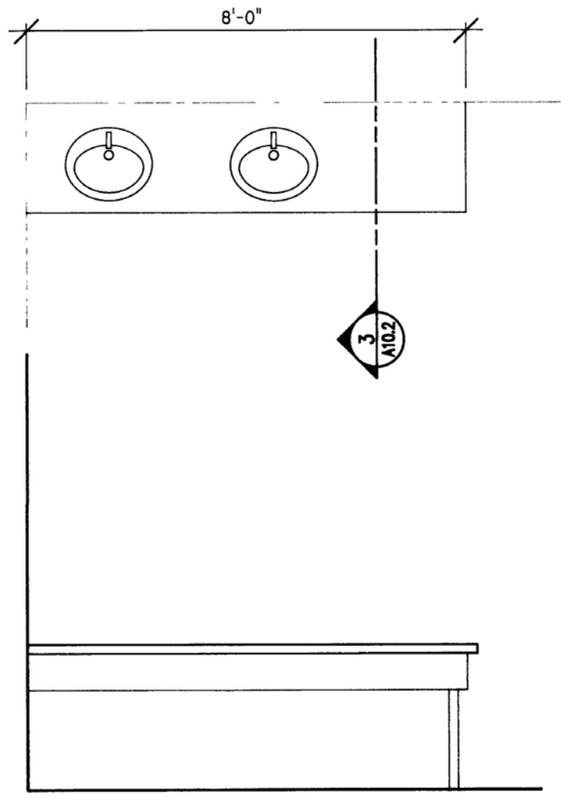

B A10.2 WOMEN'S WASHROOM VANITY
SCALE: 1/2" = 1'-0"

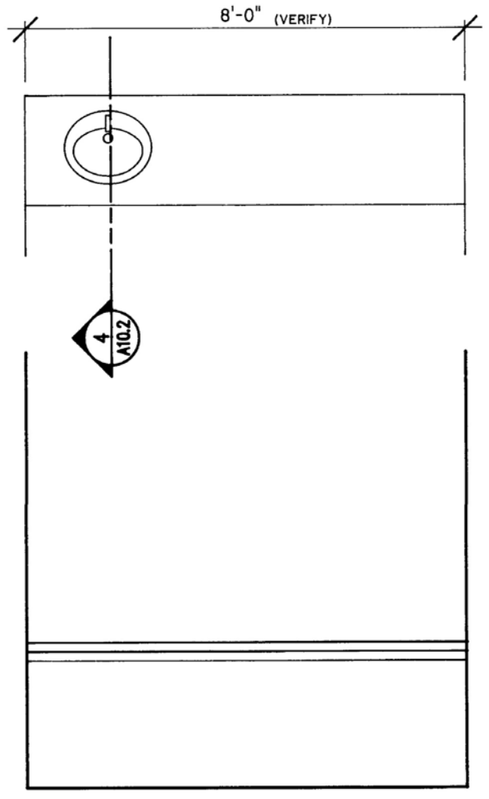

C A10.2 HANDICAPPED VANITY
SCALE: 1/2" = 1'-0"

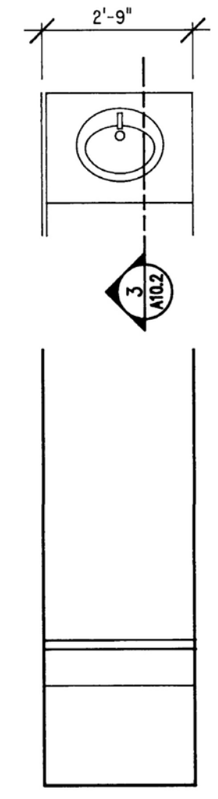

D A10.2 MEN'S VANITY
SCALE: 1/2" = 1'-0"

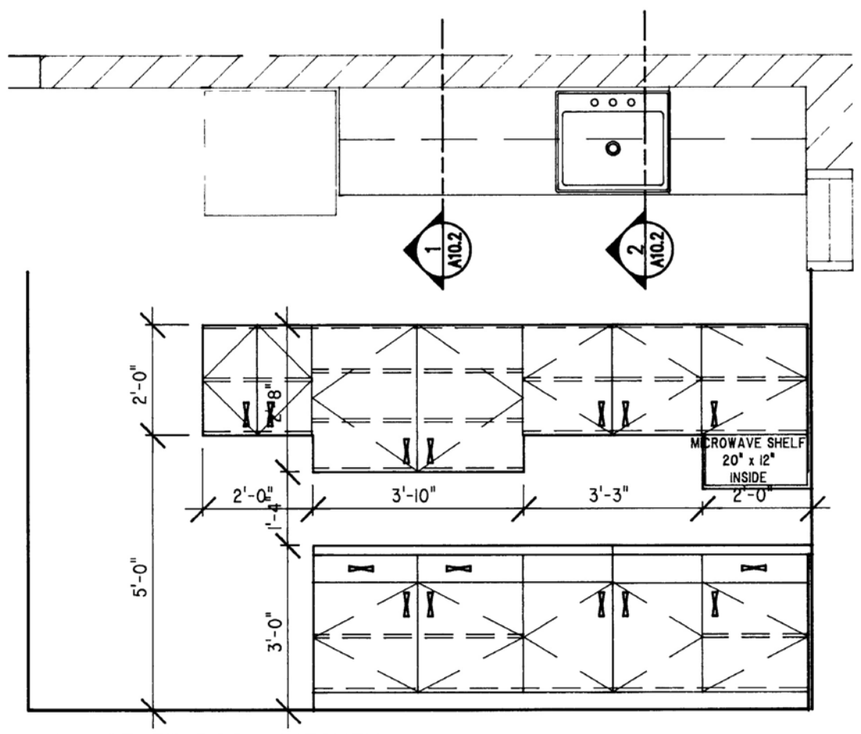

E A10.2 STAFF ROOM KITCHEN
SCALE: 1/2" = 1'-0"

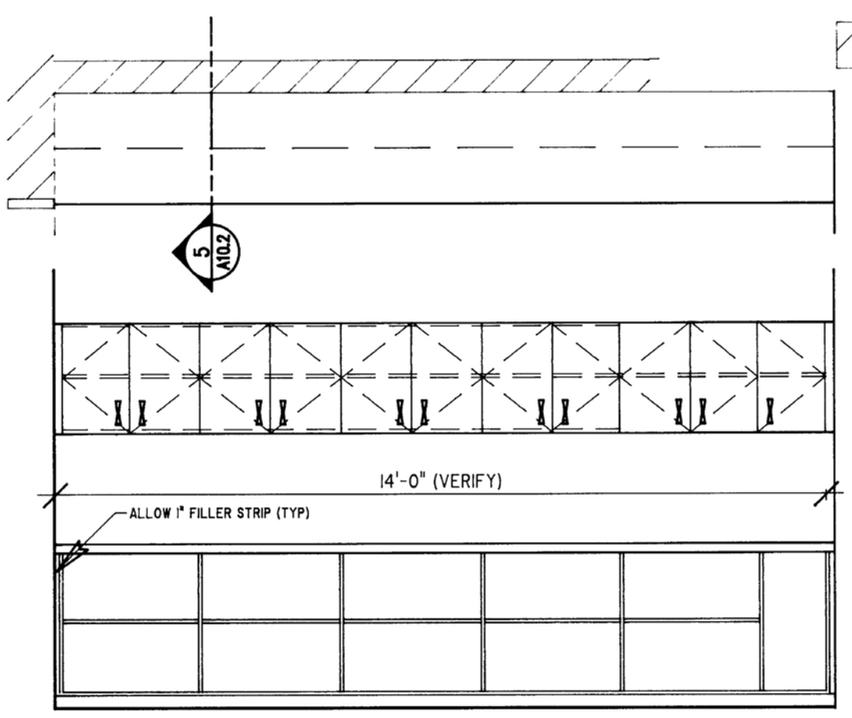

F A10.2 STAFF WORK COUNTER
SCALE: 1/2" = 1'-0"

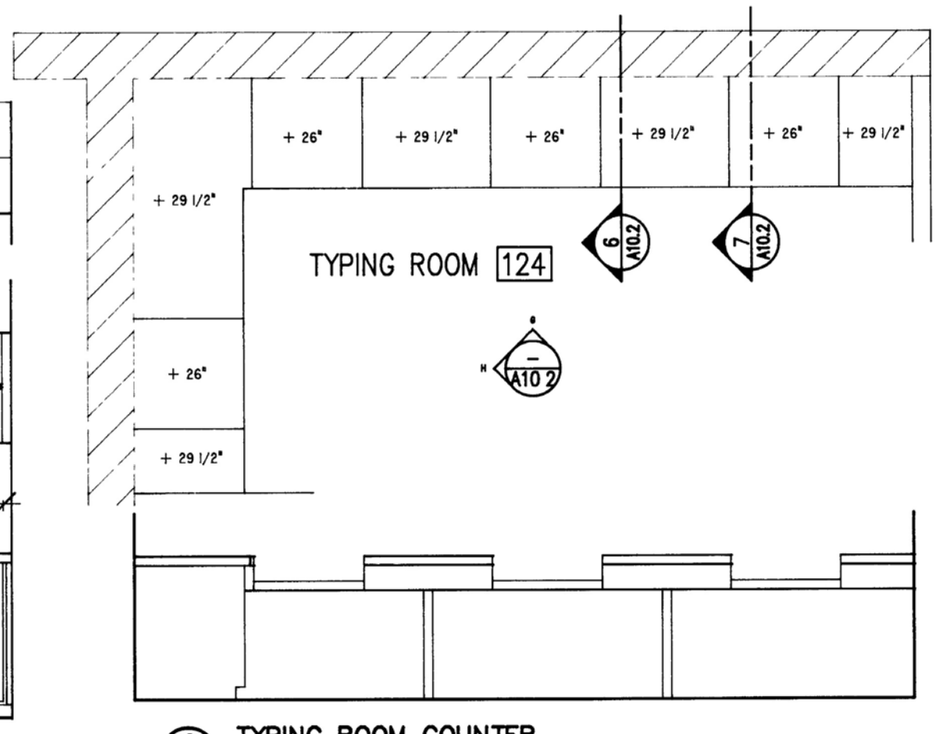

G A10.2 TYPING ROOM COUNTER
SCALE: 1/2" = 1'-0"

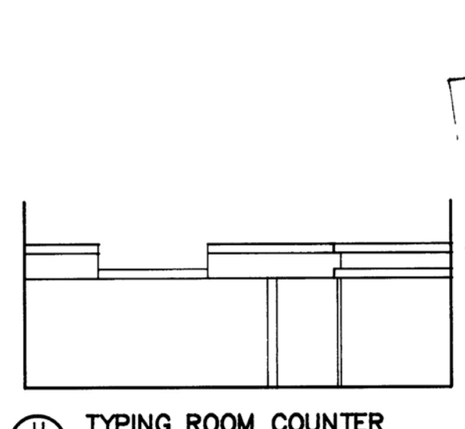

H A10.2 TYPING ROOM COUNTER
SCALE: 1/2" = 1'-0"

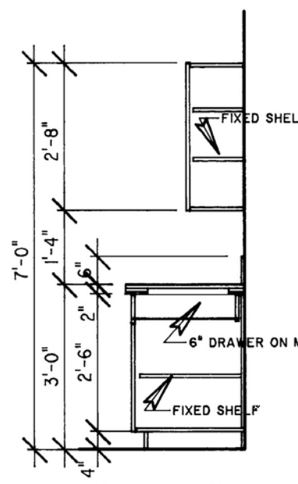

1 A10.2 SECTION
SCALE: 1/2" = 1'-0"

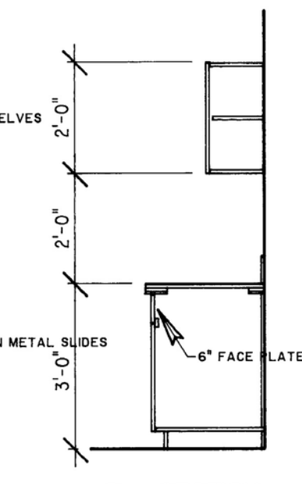

2 A10.2 SECTION
SCALE: 1/2" = 1'-0"

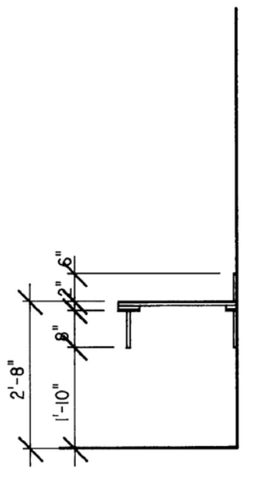

3 A10.2 SECTION
SCALE: 1/2" = 1'-0"

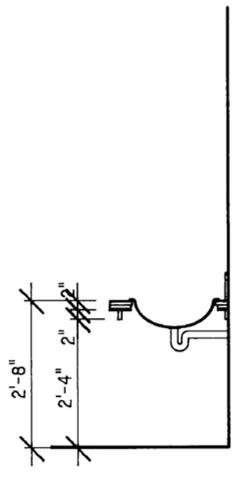

4 A10.2 SECTION
SCALE: 1/2" = 1'-0"

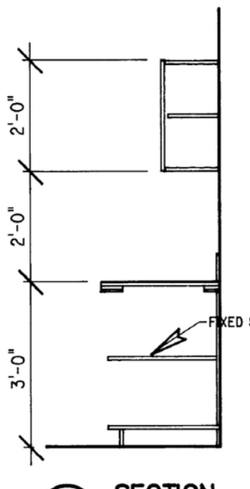

5 A10.2 SECTION
SCALE: 1/2" = 1'-0"

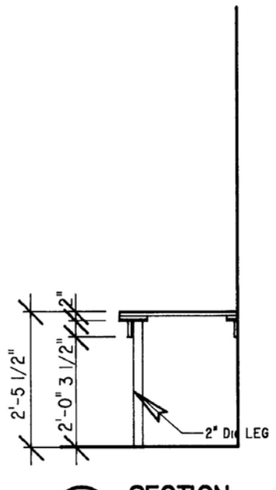

6 A10.2 SECTION
SCALE: 1/2" = 1'-0"

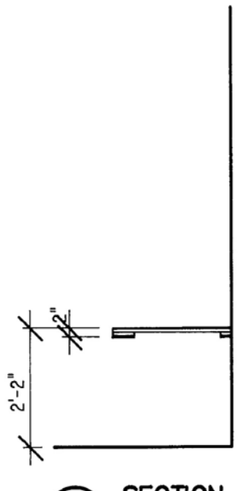

7 A10.2 SECTION
SCALE: 1/2" = 1'-0"

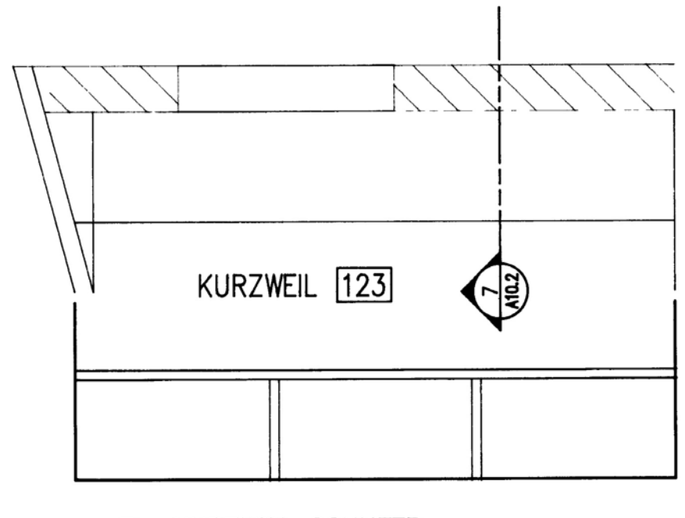

J A10.2 KURZWEIL COUNTER
SCALE: 1/2" = 1'-0"

RAP

ARCHITECTURE o URBAN DESIGN

RAP ARCHITECTURE LTD
#509, 10240 - 124 STREET
EDMONTON ALBERTA CANADA
T5N 3W6

TEL 403 488 2885
FAX 403 482 1333

o

NORTHERN CADWORKS LTD
212 STRICKLAND STREET
WHITEHORSE YUKON CANADA
Y1A 2J8

TEL 403 668 2238
FAX 403 668 2368

LOGO

REV	DATE	DESCRIPTION
4	92 12 21	AS BUILT

CONSULTANTS

STRUCTURAL ENGINEERS
JACOBSEN HAGE ENGINEERS

MECHANICAL ENGINEERS
KEEN ENGINEERING LTD

ELECTRICAL ENGINEERS
TWS ENGINEERING LTD

SEALS

RECORD DRAWING

As Built

Alterations to: Whitehorse Public Library

Yukon Government Services
Building Number 1-259

2071 Second Avenue
Whitehorse, Yukon

DRAWING

Millwork Details

Kitchens, Vanities, Staff Rm
Counters, Typing & Kurzweil Rms

COPYRIGHT
Copyright reserved. This drawing and design is and at all times remains the exclusive property of RAP Architecture Ltd. and shall not be used without the Architect's consent in writing.

The contractor shall check and verify all dimensions and report all errors & omissions to the Architect in writing. Do not scale this drawing. This drawing shall not be used for construction or Building Permit purposes until sealed and signed.

SCALE	DRAWN	CHKD
1/2" = 1'-0"	TR	RAP

PROJECT NUMBER
9008

DATE
90 11 13

4 A10.2

0041



A AUDIO–VISUAL COUNTER FRONT LEFT ELEVATION
A10.3 SCALE: 29 1/2" = 1'-0"

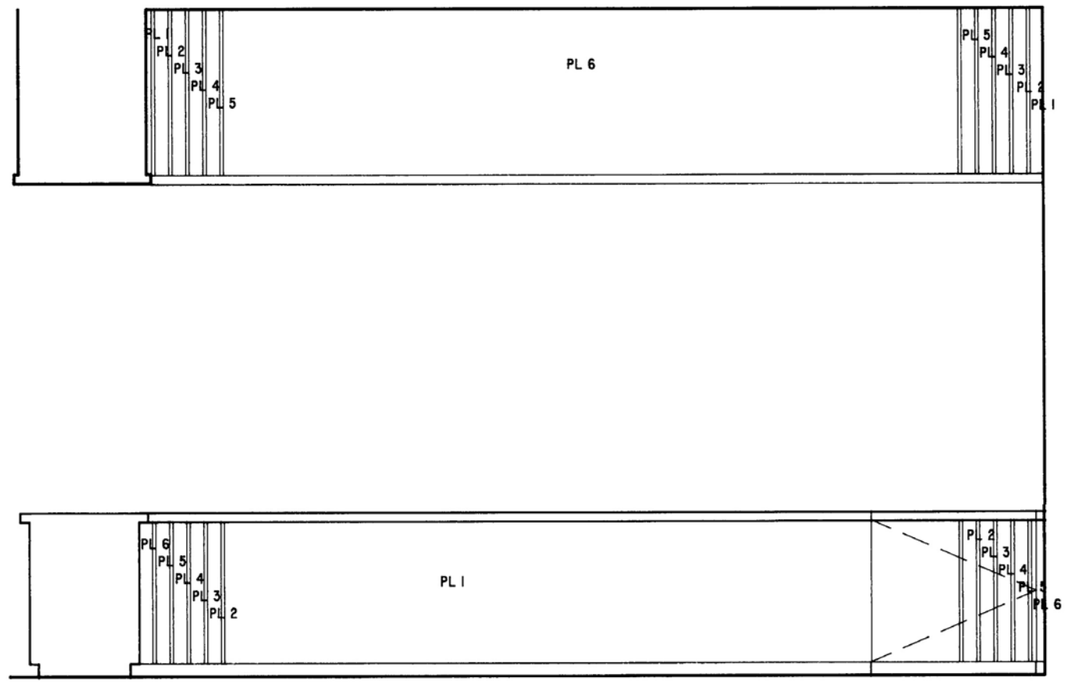

B AUDIO–VISUAL COUNTER FRONT RIGHT ELEVATION
A10.3 SCALE: 1/2" = 1'-0"

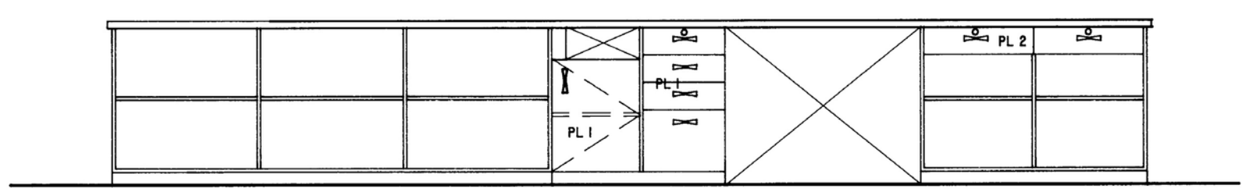

C AUDIO–VISUAL COUNTER REAR LEFT ELEVATION
A10.3 SCALE: 1/2" = 1'-0"

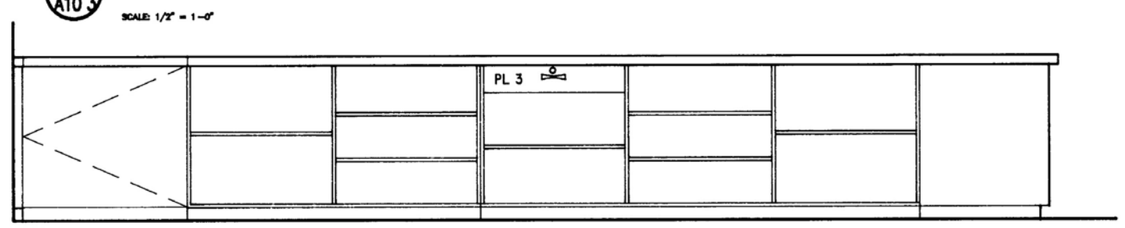

D AUDIO–VISUAL COUNTER REAR RIGHT ELEVATION
A10.3 SCALE: 1/2" = 1'-0"

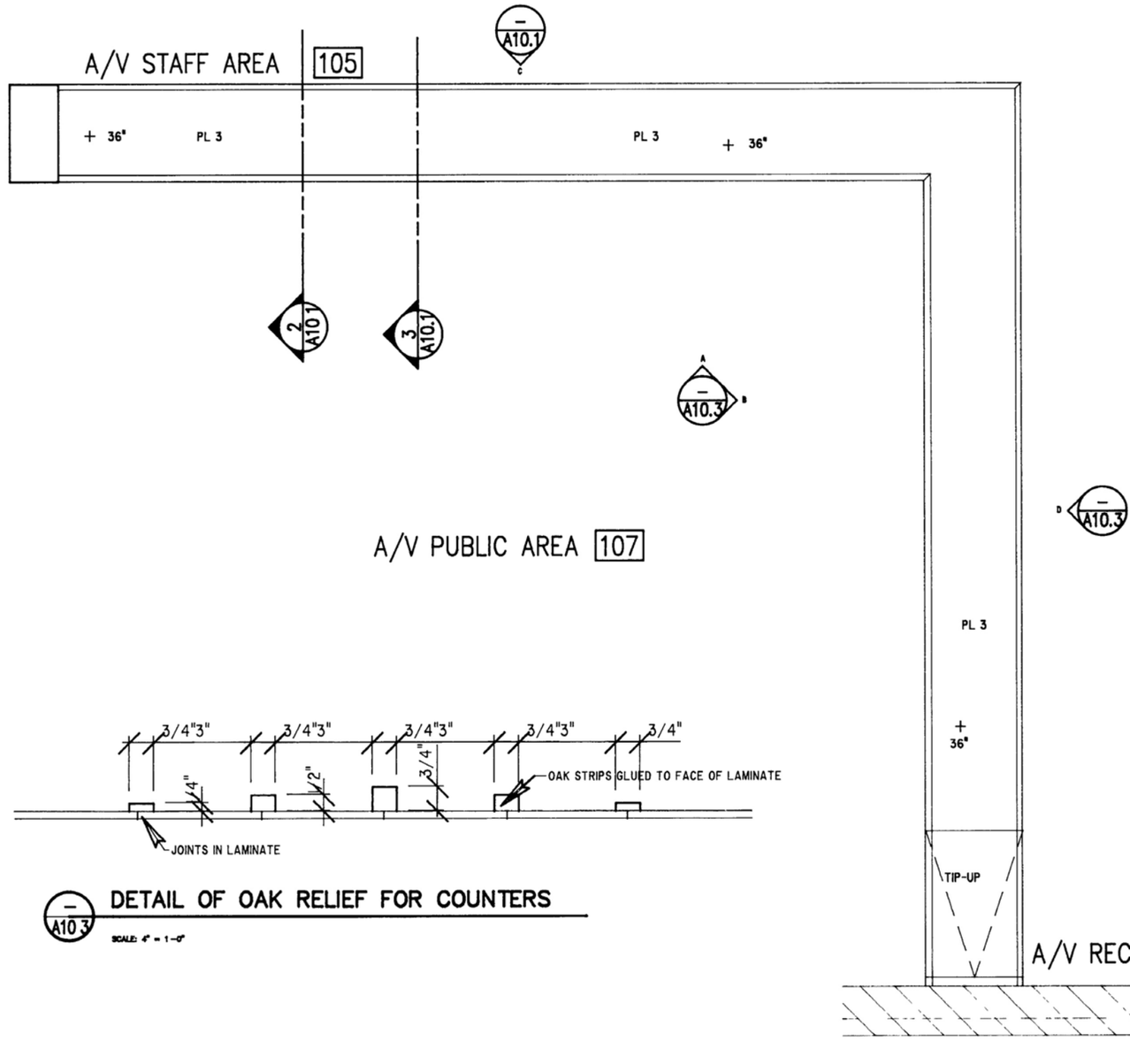

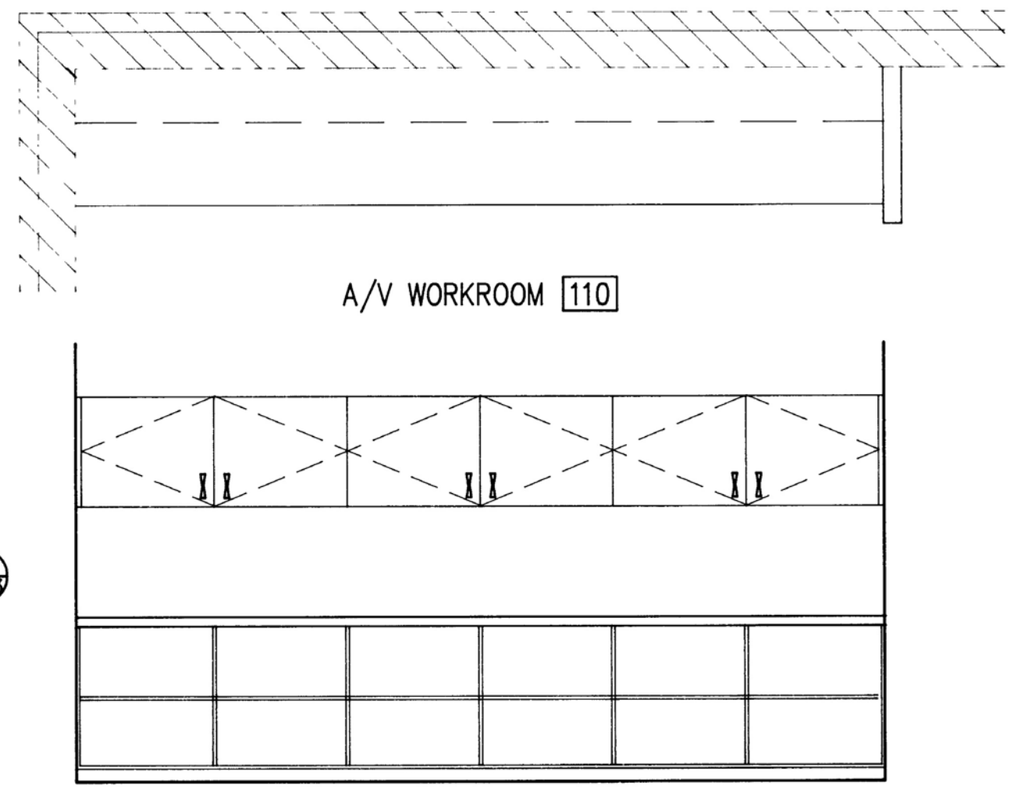

A AUDIO–VISUAL WORK COUNTER
A10.3 SCALE: 1/2" = 1'-0"

DETAIL OF OAK RELIEF FOR COUNTERS
A10.3 SCALE: 4" = 1'-0"

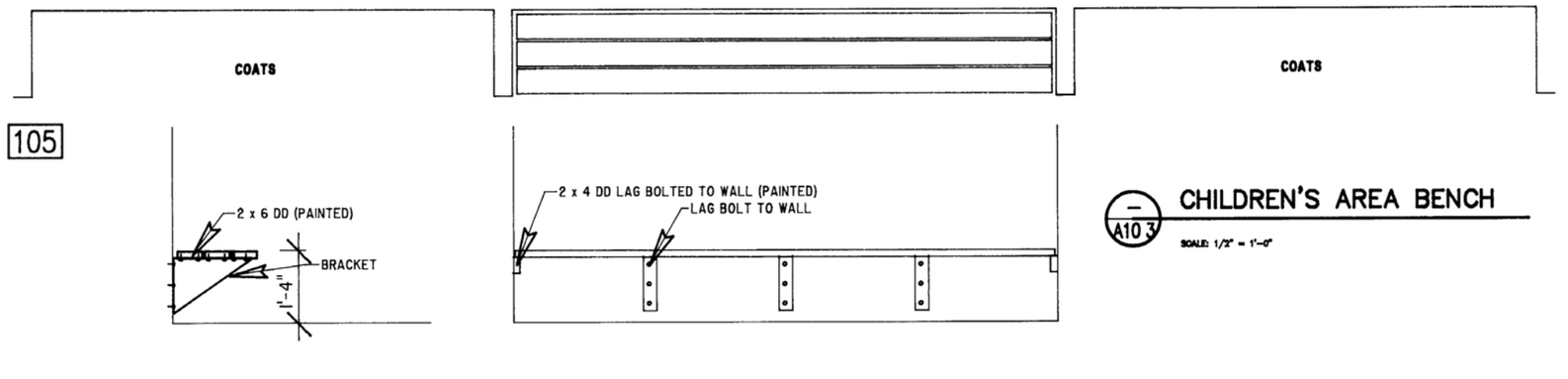

CHILDREN'S AREA BENCH
A10.3 SCALE: 1/2" = 1'-0"

R A P

ARCHITECTURE o URBAN DESIGN

RAP ARCHITECTURE LTD
#509, 10240 - 124 STREET
EDMONTON ALBERTA CANADA
T5N 3W6

TEL 403 488 2885
FAX 403 482 1333

o

NORTHERN CADWORKS LTD
212 STRICKLAND STREET
WHITEHORSE YUKON CANADA
Y1A 2J8

TEL 403 668 2238
FAX 403 668 2368

LOGO

REV	DATE	DESCRIPTION
4	92 12 21	AS BUILT

CONSULTANTS

STRUCTURAL ENGINEERS
JACOBSEN HAGE ENGINEERS

MECHANICAL ENGINEERS
KEEN ENGINEERING LTD

ELECTRICAL ENGINEERS
TWS ENGINEERING LTD

SEALS

As Built

Alterations to: Whitehorse Public Library
Yukon Government Services Building Number 1-259

2071 Second Avenue Whitehorse, Yukon

DRAWING

Millwork Details

Audio-Visual Counter
A. V. Work Counter

COPYRIGHT
Copyright reserved. This drawing and design is and at all times remains the exclusive property of RAP Architecture Ltd. and shall not be used without the Architect's consent in writing.

The contractor shall check and verify all dimensions and report all errors & omissions to the Architect in writing. Do not scale this drawing. This drawing shall not be used for construction or Building Permit purposes until sealed and signed.

SCALE	DRAWN	CHKD
1/2"=1'-0"	TR	RAP

PROJECT NUMBER
9008

DATE
90 11 12

4 **A10.3**

46
1238

0042

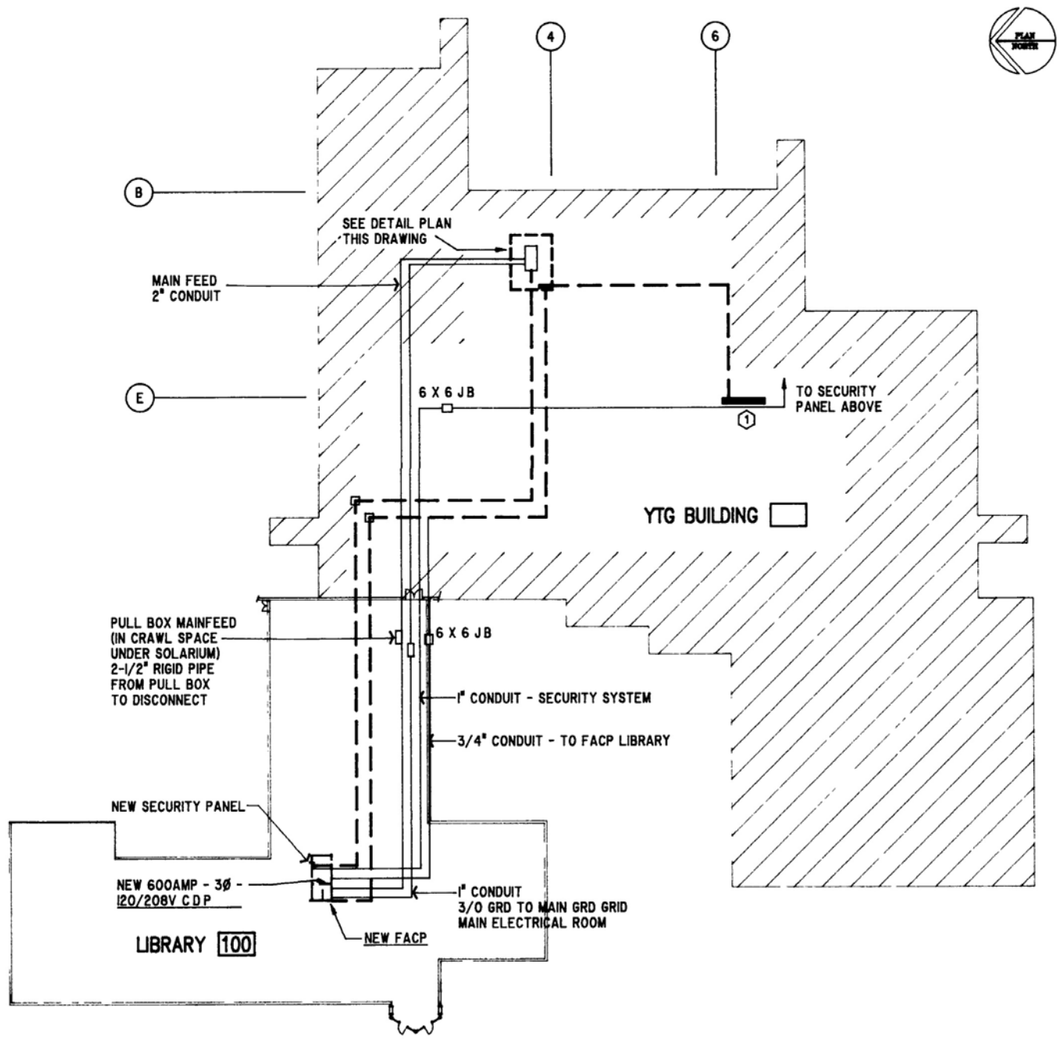

1 / E1 ELECTRICAL KEY PLAN & YTG BUILDING
SCALE 1"=40'-0"

OUTLINE OF EXISTING YUKON GOVERNMENT SERVICES BUILDING IS EXTRAPOLATED FROM PARTIAL CONSTRUCTION DOCUMENTS AND THE DIMENSIONS ARE APPROXIMATE

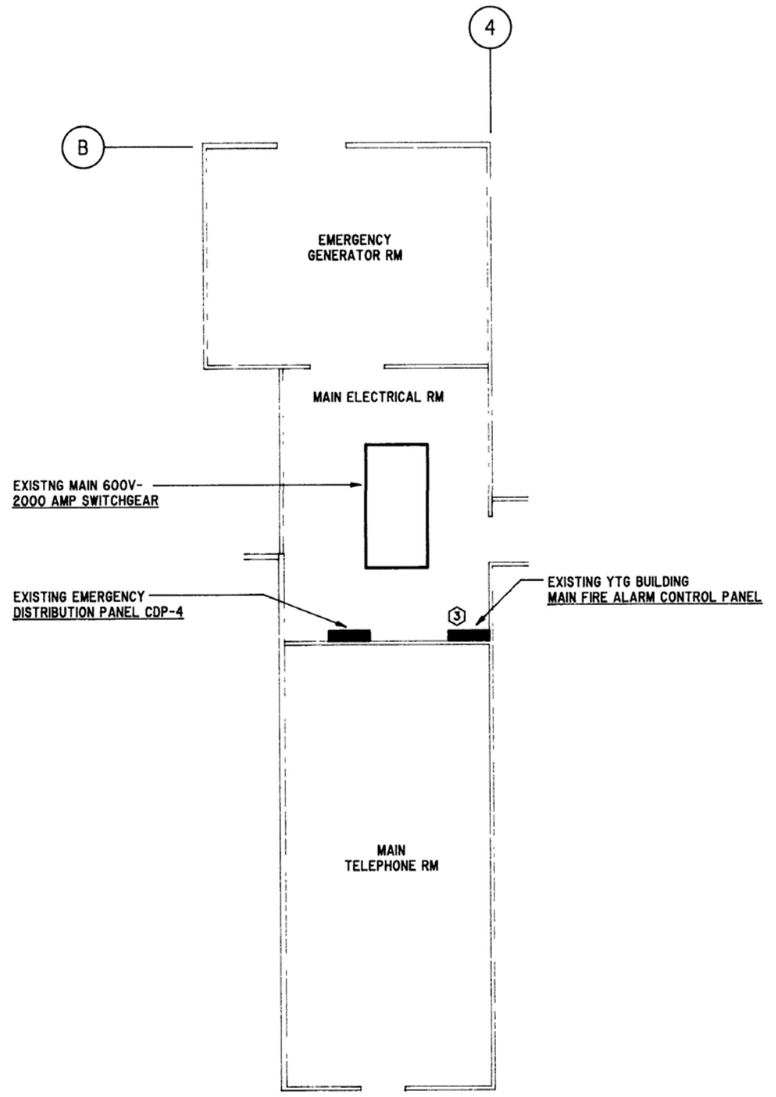

2 / E1 YTG BUILDING ELECTRICAL FLOOR PLAN
SCALE 1/8" = 1'-0"

NOTES

1. MAIN FIRE ALARM AND BUILDING ALARM ANNUNCIATOR PANEL PROVIDE FOR MONITORING OF TROUBLE AND ALARM ONLY FROM NEW F A PANEL IN EXISTING LIBRARY
2. CONDUIT AND WIRE FOR CONNECTION OF TROUBLE AND ALARM MONITORING BETWEEN EXISTING YTG FIRE ALARM PANEL AND NEW F A PANEL IN LIBRARY (TYPICAL FOR SECURITY SYSTEM)
3. EXISTING F A PANEL TO BE MODIFIED TO ACCOMODATE CONNECTION OF TROUBLE/ALARM MONITORING FROM NEW F A PANEL IN LIBRARY

SYMBOLS

- CEILING OUTLET
- WALL BRACKET
- RECESSED INCANDESCENT FIXTURE
- FLUORESCENT FIXTURE
- FLUORESCENT FIXTURE
- RECESSED FLUORESCENT FIXTURE
- TRACK LIGHTING
- EXIT LIGHT
- BATTERY PACK C/W INTEGRAL HEADS
- REMOTE MTD EM HEADS
- SITE LIGHT
- FLOODLIGHT
- (A) DENOTES FIXTURE TYPE A

- SINGLE POLE SWITCH
- LV LOW VOLTAGE SWITCH
- 2 TWO POLE SWITCH
- 3 THREE WAY SWITCH
- 4 FOUR WAY SWITCH
- D DISCONNECT SWITCH
- TP THERMAL SWITCH C/W NEON PILOT LIGHT
- K KEY OPERATED SWITCH
- DIM DIMMER SWITCH
- TPK KEYED THERMAL SWITCH C/W NEON PILOT LIGHT
- V VARIABLE SPEED SWITCH

- DUPLEX RECEPTACLE
- SPLIT RECEPTACLE
- HALF SWITCHED RECEPTACLE
- DOUBLE DUPLEX RECEPTACLE
- IG ISOLATED GROUND RECEPTACLE
- DUPLEX RECEPTACLE MTD 150mm (6") ABOVE COUNTERTOP OR SPLASHBACK
- SPLIT RECEPTACLE MTD 150mm (6") ABOVE COUNTERTOP OR SPLASHBACK
- FLUSH FLOOR MTD RECEPTACLE
- SPECIAL RECEPTACLE
- CONDU-POLE
- CLOCK OUTLET
- (M) MOTOR
- (T) THERMOSTAT
- (H) HUMIDISTAT
- MS MAGNETIC STARTER
- (J) JUNCTION BOX
- (V) CONTROL VALVE
- PUSHBUTTON
- TELEPHONE OUTLET
- EXT TELEPHONE OUTLET (EXTENSION)
- P TELEPHONE PAYSTATION
- T FLUSH FLOOR MTD TEL OUTLET
- INTERCOM OUTLET
- TELEVISION OUTLET
- COMPUTER OUTLET
- BX COMB BUZZER & TRANSFORMER
- (S) SPEAKER HORN
- S SURFACE MTD SPEAKER
- S RECESSED SPEAKER
- (M) MICROPHONE OUTLET

- 2 HEAT DETECTOR
- HEAT DETECTOR (HIGH TEMP)
- D SMOKE DETECTOR
- DUCT TYPE SMOKE DETECTOR
- FIRE ALARM BREAKGLASS STATION
- FIRE ALARM BELL
- FIRE ALARM HORN
- A SMOKE ALARM
- MAGNETIC DOOR HOLDER
- (C) DOOR CONTACT
- (A) OUTLET FOR ALARM SYSTEM

- CONDUIT RUN IN WALLS OR CEILING
- NO OF WIRES IN CONDUIT (3)
- CONDUIT RUN IN OR UNDER FLOOR
- NON-METALLIC SHEATHED CABLE
- FLEXIBLE CONDUIT
- BATTERY PACK WIRING

- MDP MAIN DISTRIBUTION PANEL
- TTB TELEPHONE TERMINAL BACKBOARD
- PEC PHOTO ELECTRIC CELL
- FACP FIRE ALARM CONTROL PANEL
- N/L NIGHT LIGHT
- SDP SUB-DISTRIBUTION PANEL
- TTC TELEPHONE TERMINAL CABINET
- TVTB TELEVISION TERMINAL BACKBOARD
- TVTC TELEVISION TERMINAL CABINET

R I A P

ARCHITECTURE o URBAN DESIGN

RAP ARCHITECTURE LTD
#509, 10240 - 124 STREET
EDMONTON ALBERTA CANADA
T5N 3W6
TEL 403 488 2885
FAX 403 482 1333

o

NORTHERN CADWORKS LTD
212 STRICKLAND STREET
WHITEHORSE YUKON CANADA
Y1A 2J8
TEL 403 668 2238
FAX 403 668 2368

LOGO

REV	DATE	DESCRIPTION
4	92.12.21	As Built

CONSULTANTS

STRUCTURAL ENGINEERS
JACOBSEN HAGE ENGINEERS

MECHANICAL ENGINEERS
KEEN ENGINEERING LTD

ELECTRICAL ENGINEERS
TWS ENGINEERING LTD

SEALS

RECORD DRAWING

Alterations to: Whitehorse Public Library

Yukon Government Services
Building Number 1-259

2071 Second Avenue
Whitehorse, Yukon

DRAWING

ELECTRICAL KEY PLAN

As Built

COPYRIGHT
Copyright reserved. This drawing and design is and at all times remains the exclusive property of RAP Architecture Ltd. and shall not be used without the Architect's consent in writing.

The contractor shall check and verify all dimensions and report all errors & omissions to the Architect in writing. Do not scale this drawing. This drawing shall not be used for construction or Building Permit purposes until sealed and signed.

SCALE	DRAWN	CHKD
1"=40'-0"	CT	GB

PROJECT NUMBER
90-505-01

DATE
90-11-01

4 / E1

52 1228

0043

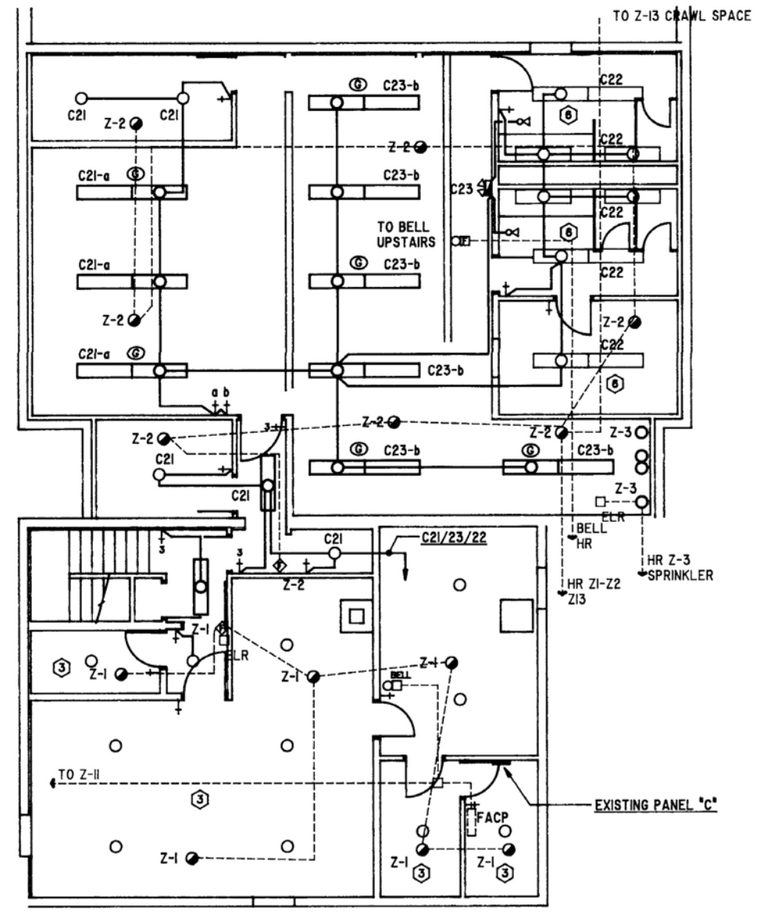

ELECTRICAL BASEMENT PLAN – LIGHTING & FIRE ALARM
SCALE 1/8"=1'-0"

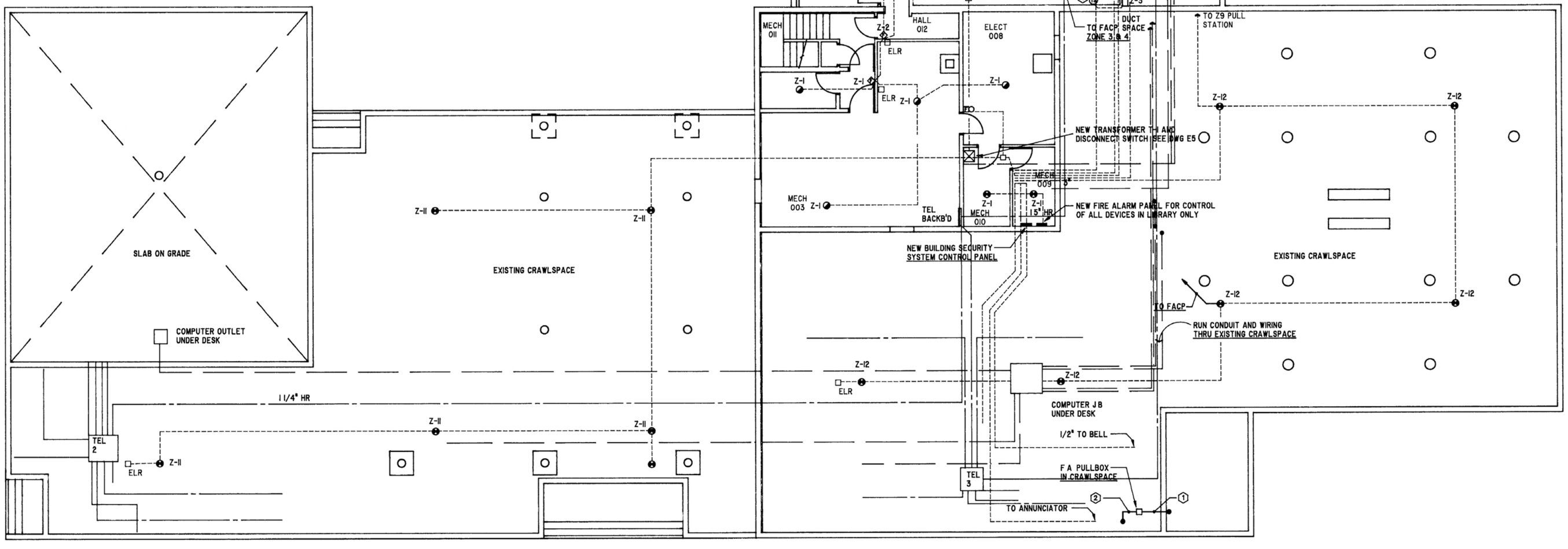

ELECTRICAL BASEMENT PLAN – AUXILIARY
SCALE 1/8"=1'-0"

NOTES

1. TEMPORARY F A WIRING FEEDER TO REMOTE ANNUNCIATOR PROVIDE SUFFICIENT CABLING FOR CONNECTION TO REMOTE ANNUNCIATOR AT FINAL LOCATION SEEE DWG E4
2. CONDUIT AND WIRE FOR CONNECTION OF REMOTE ANNUNCIATOR AT FINAL LOCATION
3. EXISTING LIGHTING AND CIRCUITING TO REMAIN IN THIS AREA
4. NEW TAMPER SWITCHES SUPPLIED AND INSTALLED BY MECHANICAL TRADE ELECTRICAL TO PROVIDE WIRING AND CONNECTION TO FIRE ALARM SYSTEM
5. EXACT LOCATION OF DUCT DETECTORS TO BE CONFIRMED ON SITE
6. EXISTING FIXTURES TO REMAIN

---------- DENOTES FIRE ALARM CONDUIT
———————— DENOTES TELEPHONE
— — — — — DENOTES COMPUTER
———— — ———— DENOTES RECEPTACLES & LIGHTING

R A P

ARCHITECTURE ○ URBAN DESIGN

RAP ARCHITECTURE LTD
#509, 10240 - 124 STREET
EDMONTON ALBERTA CANADA
T5N 3W6

TEL 403 488 2885
FAX 403 482 1333

○

NORTHERN CADWORKS LTD
212 STRICKLAND STREET
WHITEHORSE YUKON CANADA
Y1A 2J8

TEL 403 668 2238
FAX 403 668 2368

LOGO

REV	DATE	DESCRIPTION
4	92 12 21	AS BUILT

CONSULTANTS

STRUCTURAL ENGINEERS
JACOBSEN HAGE ENGINEERS

MECHANICAL ENGINEERS
KEEN ENGINEERING LTD

ELECTRICAL ENGINEERS
TWS ENGINEERING LTD

SEALS

RECORD DRAWING

Alterations to: Whitehorse Public Library

Yukon Government Services

2071 Second Avenue
Whitehorse, Yukon

DRAWING

ELECTRICAL BASEMENT PLAN

As Built

COPYRIGHT
Copyright reserved. This drawing and design is and at all times remains the exclusive property of RAP Architecture Ltd. and shall not be used without the Architect's consent in writing.

The contractor shall check and verify all dimensions and report all errors & omissions to the Architect in writing. Do not scale this drawing. This drawing shall not be used for construction or Building Permit purposes until sealed and signed.

SCALE	DRAWN	CHKD
1/8"=1'-0"	CT	GB

PROJECT NUMBER
90-505-01

DATE
90-11-01

4 **E2**

53, 1-228

0044

NOTES

1. EXISTING EXTERNAL SOFFIT LIGHT TO REMAIN CLEAN AND RELAMP
2. NEW FIXTURES TYPE "B" & "C" ARE TO BE WIRED THRU EXISTING CONDUIT AND JUNCTION BOXES LOCATED IN EXISTING CEILING
3. LIGHTING CONTROL CENTRE #1 IS EXISTING ALL SWITCHES ARE TO BE REMOVED WIRING IS TO BE REROUTED TO NEW JUNCTION BOX AS SHOWN PROVIDE NEW WIRING TO L V R C #1 AS REQUIRED

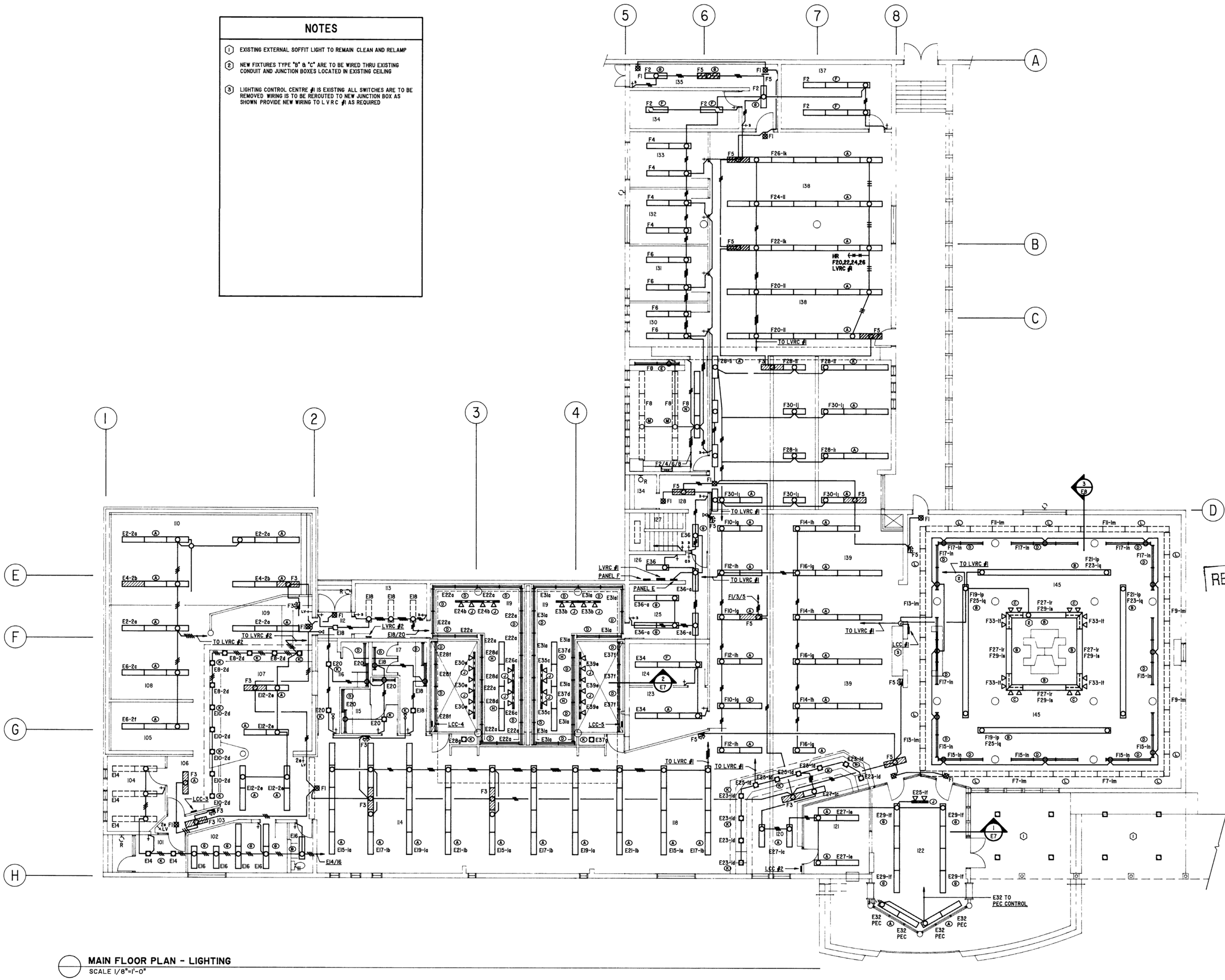

MAIN FLOOR PLAN - LIGHTING
SCALE 1/8"=1'-0"

RAP

ARCHITECTURE ○ URBAN DESIGN

RAP ARCHITECTURE LTD
#509, 10240 - 124 STREET
EDMONTON ALBERTA CANADA
T5N 3W6

TEL 403 488 2885
FAX 403 482 1333

○

NORTHERN CADWORKS LTD
212 STRICKLAND STREET
WHITEHORSE YUKON CANADA
Y1A 2J8

TEL 403 668 2238
FAX 403 668 2368

LOGO

REV	DATE	DESCRIPTION
4	92 12 21	AS BUILT

CONSULTANTS

STRUCTURAL ENGINEERS
JACOBSEN HAGE ENGINEERS

MECHANICAL ENGINEERS
KEEN ENGINEERING LTD

ELECTRICAL ENGINEERS
TWS ENGINEERING LTD

SEALS

RECORD DRAWING

Alterations to: Whitehorse Public Library

Yukon Government Services

2071 Second Avenue
Whitehorse, Yukon

DRAWING

Main Floor Plan - LIGHTING

As Built

COPYRIGHT

Copyright reserved. This drawing and design is and at all times remains the exclusive property of RAP Architecture Ltd. and shall not be used without the Architect's consent in writing.

The contractor shall check and verify all dimensions and report all errors & omissions to the Architect in writing. Do not scale this drawing. This drawing shall not be use for construction or Building Permit purposes until sealed and signed.

SCALE	DRAWN	CHKD
1/8"=1'-0"	CT	GB

PROJECT NUMBER
90-505-01

DATE
90-11-01

4 **E3**

54 1229

0045

NOTES

1. REMOTE F A ANNUNCIATOR PANEL TO BE TEMPORARY LOCATED IN EXISTING VESTIBULE UNTIL COMPLETION OF PHASE TWO
2. TERMINAL J B UNDER COUNTER FOR COMPUTER

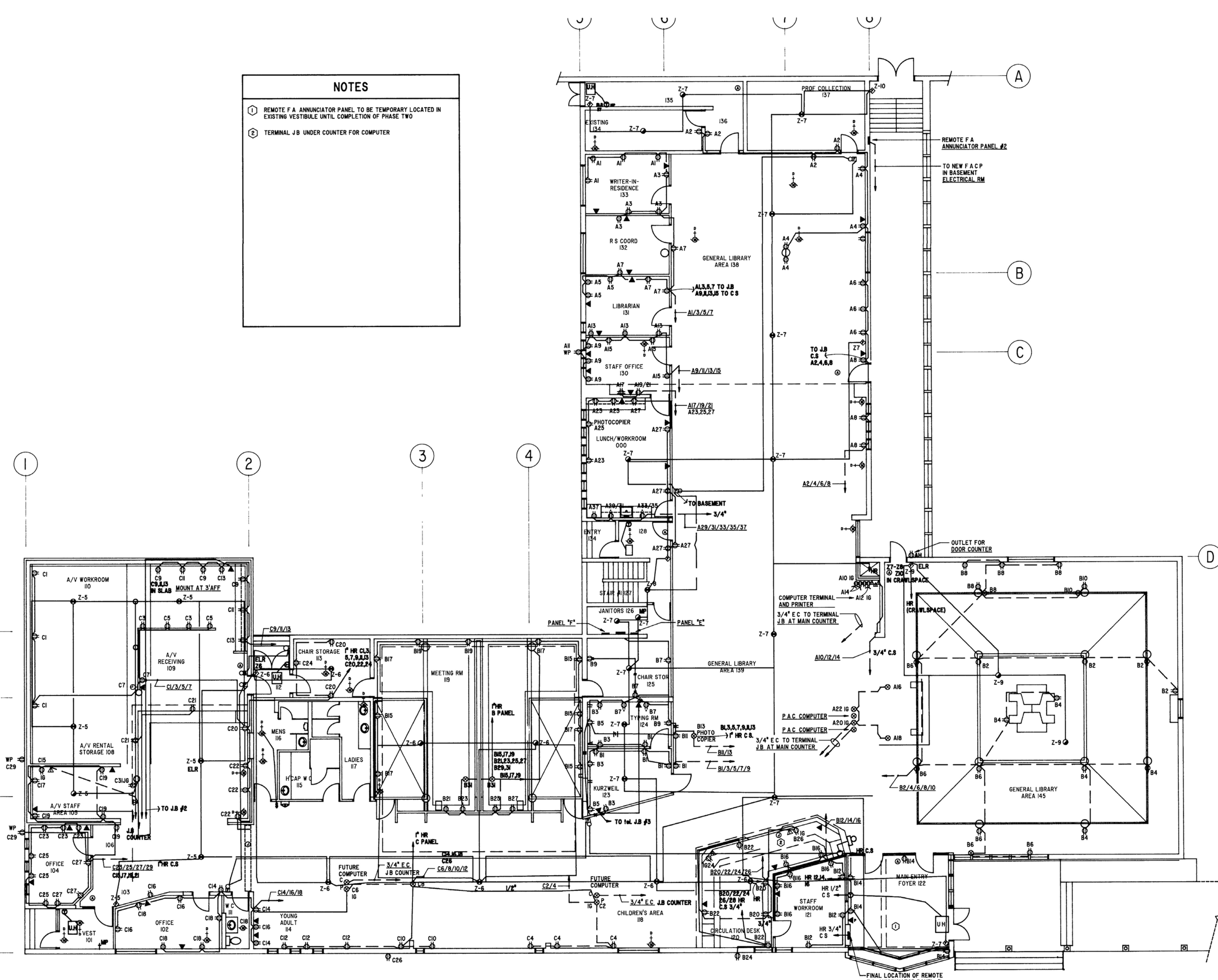
1
2
3
4
A
B
C
D
E
F
G
H
A/V WORKROOM 110
A/V RECEIVING 109
A/V RENTAL STORAGE 108
A/V STAFF AREA 107
OFFICE 104
OFFICE 102
VEST 101
YOUNG ADULT 114
W C 111
CHAIR STORAGE 113
MENS 116
LADIES 117
H'CAP W C 115
MEETING RM 119
CHAIR STOR 125
TYPING RM 124
KURZWEIL 123
GENERAL LIBRARY AREA 139
CHILDREN'S AREA 118
CIRCULATION DESK 120
STAFF WORKROOM 121
MAIN ENTRY FOYER 122
GENERAL LIBRARY AREA 145
WRITER-IN-RESIDENCE 133
R S COORD 132
GENERAL LIBRARY AREA 138
LIBRARIAN 131
STAFF OFFICE 130
PHOTOCOPIER A25
LUNCH/WORKROOM 000
ENTRY 134
EXISTING L134
PROF COLLECTION 137
STAIR A1127
JANITORS 126
COMPUTER TERMINAL AND PRINTER
P A C COMPUTER
P A C COMPUTER
PHOTO COPIER
REMOTE F A ANNUNCIATOR PANEL #2
TO NEW F A C P IN BASEMENT ELECTRICAL RM
OUTLET FOR DOOR COUNTER
TO BASEMENT 3/4"
PANEL "E"
PANEL "F"
FUTURE COMPUTER
FUTURE COMPUTER
FINAL LOCATION OF REMOTE F A ANNUNCIATOR PANEL #1
MOUNT AT 3'AFF
J B COUNTER
3/4" E.C. J.B COUNTER
3/4" E C TO TERMINAL J B AT MAIN COUNTER
3/4" E C TO TERMINAL J B AT MAIN COUNTER
TO J B #2
TO tel. J B #3
TO J B C S A2,4,6,8
A1,3,5,7 TO J B A9,11,13,15 TO C S
A1/3/5/7
A9/11/13/15
A17/19/21 A23,25,27
A29/31/33/35/37
A2/4/6/8
B1,3,5,7,9,11,13 TO C S
B11/13
B1/3/5/7/9
B2/4/6/8/10
B12/14/16
B20/22/24/26
C1/3/5/7
C9/11/13 MOUNT AT 3'AFF
C9,11,13 IN SLAB
C9/11/13
C14/16/18
C25/25/27/29
C26
C6/8/10/12
C24
C2/4
1/2"
3/4"
HR C.S
HR 1/2" C S
HR 3/4" C S
HR C.S
HR C.S
HR C.

0046

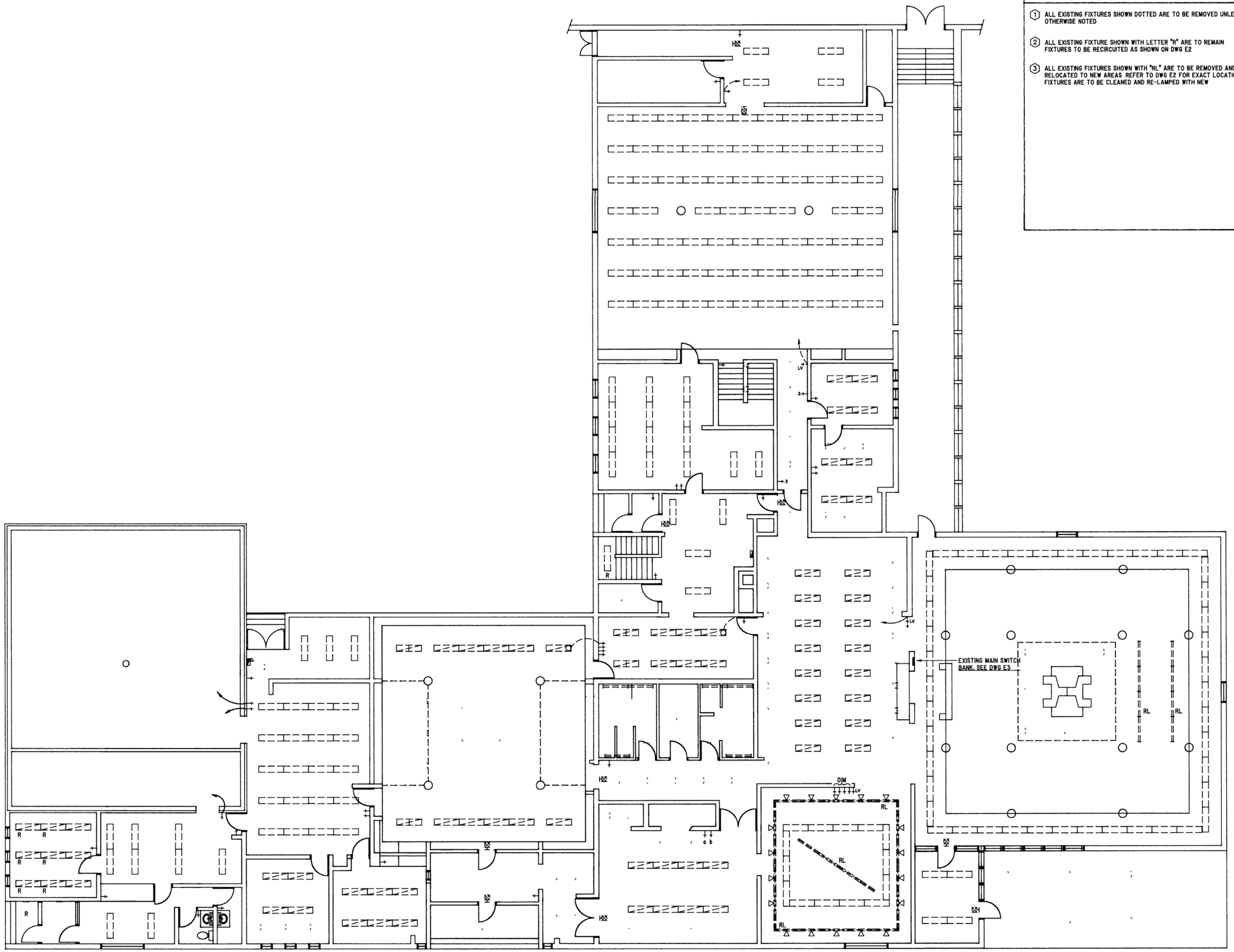

MAIN FLOOR PLAN – DEMOLITION – LIGHTING
SCALE 1/8"=1'-0"

NOTES

1. ALL EXISTING FIXTURES SHOWN DOTTED ARE TO BE REMOVED UNLESS OTHERWISE NOTED
2. ALL EXISTING FIXTURE SHOWN WITH LETTER "R" ARE TO REMAIN FIXTURES TO BE RECIRCUITED AS SHOWN ON DWG E2
3. ALL EXISTING FIXTURES SHOWN WITH "RL" ARE TO BE REMOVED AND RELOCATED TO NEW AREAS REFER TO DWG E2 FOR EXACT LOCATIONS FIXTURES ARE TO BE CLEANED AND RE-LAMPED WITH NEW

IRIAIP

ARCHITECTURE ○ URBAN DESIGN

RAP ARCHITECTURE LTD
#509, 10240 - 124 STREET
EDMONTON ALBERTA CANADA
T5N 3W6

TEL 403 488 2885
FAX 403 482 1333

○

NORTHERN CADWORKS LTD
212 STRICKLAND STREET
WHITEHORSE YUKON CANADA
Y1A 2J8

TEL 403 668 2238
FAX 403 668 2368

LOGO

REV	DATE	DESCRIPTION
1	92 12 21	AS BUILT

CONSULTANTS

STRUCTURAL ENGINEERS
JACOBSEN HAGE ENGINEERS

MECHANICAL ENGINEERS
KEEN ENGINEERING LTD

ELECTRICAL ENGINEERS
TWS ENGINEERING LTD

SEALS

RECORD DRAWING

Alterations to: Whitehorse Public Library

Yukon Government Services

2071 Second Avenue
Whitehorse, Yukon

DRAWING

MAIN FLOOR PLAN DEMOLITION - LTG

As Built

COPYRIGHT
Copyright reserved. This drawing and design is and at all times remains the exclusive property of RAP Architecture Ltd. and shall not be used without the Architect's consent in writing.

The contractor shall check and verify all dimensions and report all errors & omissions to the Architect in writing. Do not scale this drawing. This drawing shall not be used for construction or Building Permit purposes until sealed and signed.

SCALE	DRAWN	CHKD
1/8"=1'-0"	CT	GB

PROJECT NUMBER
90-505-01

DATE
90-11-01

1 **E5**

56. 1228

0047

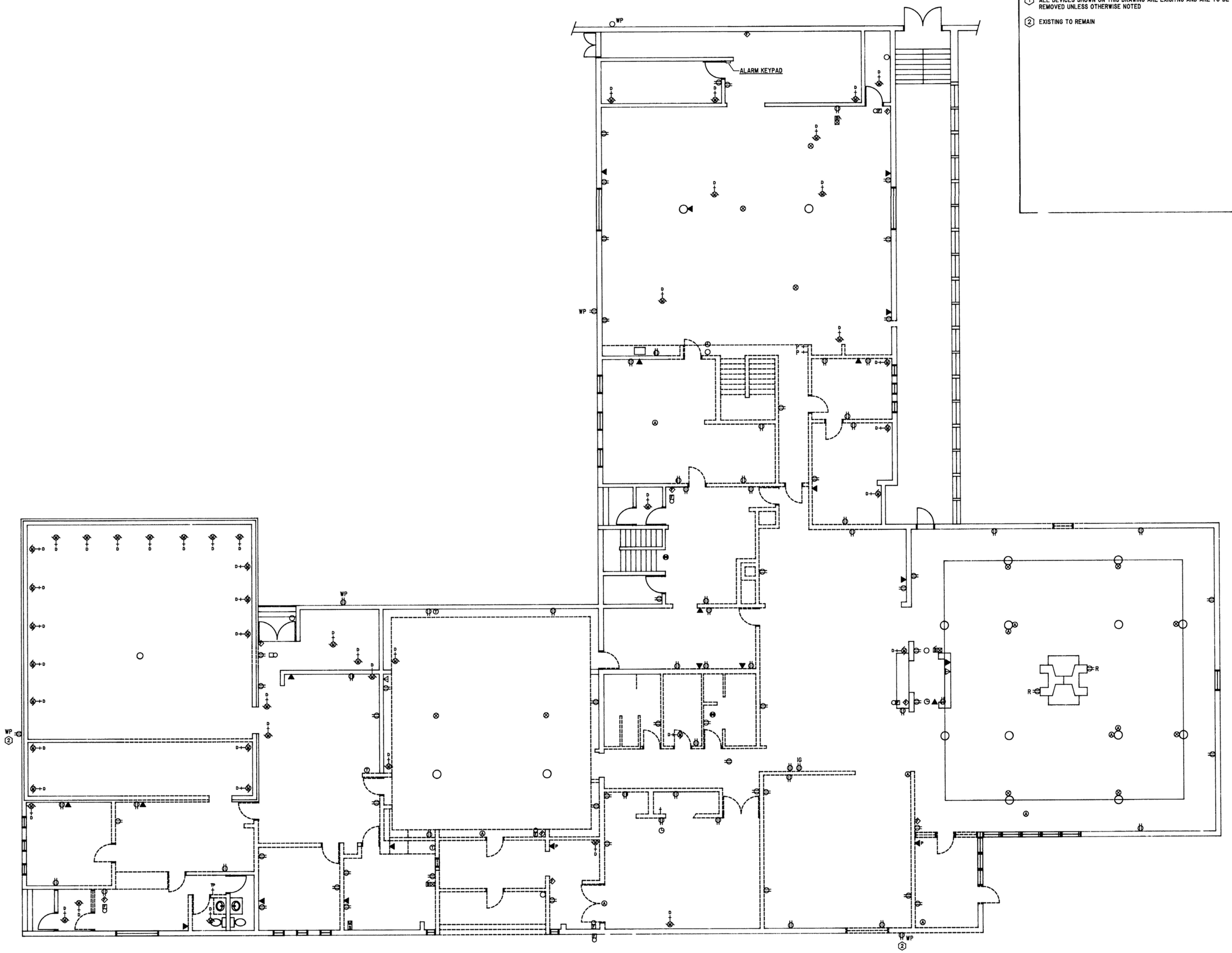

MAIN FLOOR PLAN – DEMOLITION – AUXILIARY
SCALE 1/8"=1'-0"

NOTES

1. ALL DEVICES SHOWN ON THIS DRAWING ARE EXISITNG AND ARE TO BE REMOVED UNLESS OTHERWISE NOTED
2. EXISTING TO REMAIN

RAIP

ARCHITECTURE ○ URBAN DESIGN

RAP ARCHITECTURE LTD
#509, 10240 - 124 STREET
EDMONTON ALBERTA CANADA
T5N 3W6

TEL 403 488 2885
FAX 403 482 1333

○

NORTHERN CADWORKS LTD
212 STRICKLAND STREET
WHITEHORSE YUKON CANADA
Y1A 2J8

TEL 403 668 2238
FAX 403 668 2368

LOGO

REV	DATE	DESCRIPTION
4	92 12 21	AS BUILT

CONSULTANTS

STRUCTURAL ENGINEERS
JACOBSEN HAGE ENGINEERS

MECHANICAL ENGINEERS
KEEN ENGINEERING LTD

ELECTRICAL ENGINEERS
TWS ENGINEERING LTD

SEALS

RECORD DRAWING

Alterations to: Whitehorse Public Library

Yukon Government Services

2071 Second Avenue
Whitehorse, Yukon

DRAWING

MAIN FLOOR PLAN DEMOLITION - AUX

As Built

COPYRIGHT
Copyright reserved. This drawing and design is and at all times remains the exclusive property of RAP Architecture Ltd. and shall not be used without the Architect's consent in writing.

The contractor shall check and verify all dimensions and report all errors & omissions to the Architect in writing. Do not scale this drawing. This drawing shall not be used for construction or Building Permit purposes until sealed and signed.

SCALE	DRAWN	CHKD
1/8"=1'-0"	CT	GB

PROJECT NUMBER
90-505-01

DATE
90-11-01

4 **E6**

51
1228

0048

DISTRIBUTION SCHEMATIC NOTES

(A) REMOVE EXISTING TRANSFORMER XI AND FEEDER

(B) EXISTING PANEL AND FEEDER TO BE REMOVED

(C) DISCONNECT BREAKER TO REMAIN AS SPARE

(D) RECONNECT EXISTING M D P TO NEW C D P -2A AS SHOWN

(E) INSTALL NEW 3P-200 AMP BREAKER IN EXISTING SWITCHGEAR BREAKER TO MATCH EXISTING

(F) EXISTING PANELS AND FEEDER TO REMAIN RECIRCUIT ALL BREAKERS AS REQUIRED

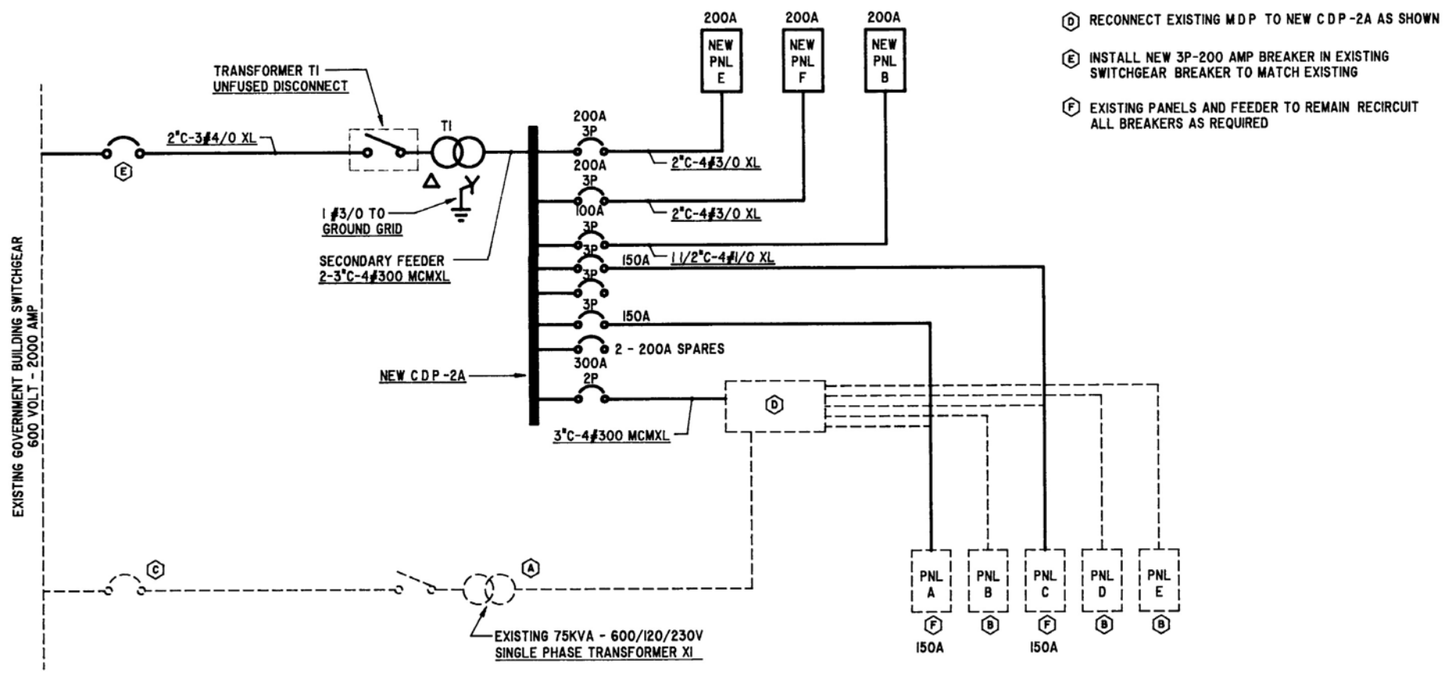

4/E7 POWER DISTRIBUTION SCHEMATIC
SCALE NTS

NOTES

1. 30KVA TRANSFORMER FED FROM EXISTING EMERGENCY C D P #4 IN GOVERNMENT SERVICES BUILDING SEE DWG E1
2. EXISTING MECHANICAL EQUIPMENT DISTRIBUTION & WIREWAY IS TO REMAIN CONNECTED TO EXISTING 30KVA TRANSFORMER
3. REMOVE EXISTING F A AND SECURITY PANEL INSTALL NEW CONTROL PANELS AS INDICATED ON DRAWING E2 SEE SPECIFICATION FOR REQUIREMENTS

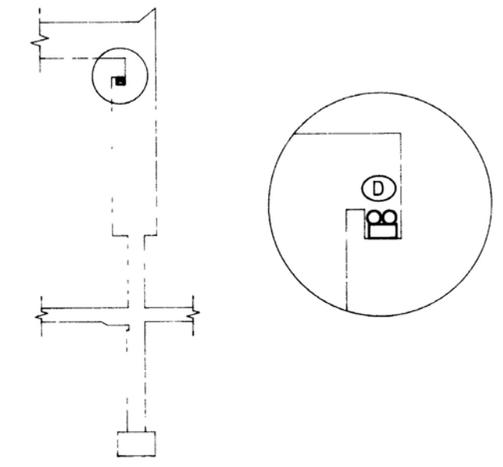

1/E7 MAIN ENTRY FOYER 122
SCALE 1/4"=1'-0"

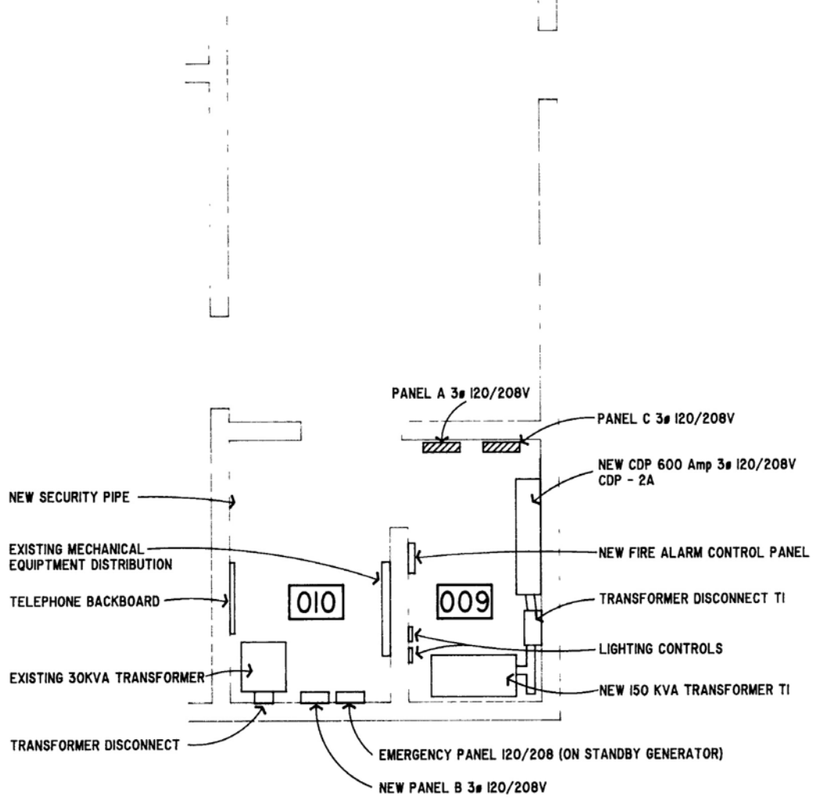

3/E7 BASEMENT PLAN ELECTRICAL ROOM
SCALE 1/4"=1'-0"

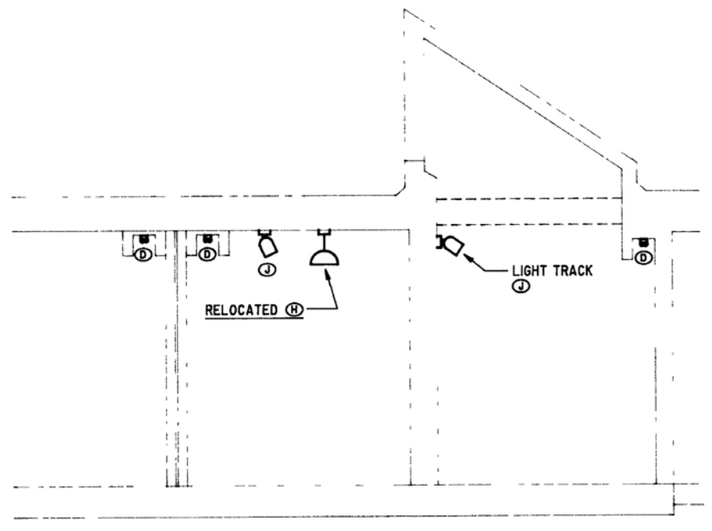

2/E7 MEETING ROOM 119
SCALE 1/4"=1'-0"

IRAIP

ARCHITECTURE ○ URBAN DESIGN

RAP ARCHITECTURE LTD
#509, 10240 - 124 STREET
EDMONTON ALBERTA CANADA
T5N 3W6

TEL 403 488 2885
FAX 403 482 1333

○

NORTHERN CADWORKS LTD
212 STRICKLAND STREET
WHITEHORSE YUKON CANADA
Y1A 2J8

TEL 403 668 2238
FAX 403 668 2368

LOGO

REV	DATE	DESCRIPTION
1	90.00.00	AS BUILT

CONSULTANTS

STRUCTURAL ENGINEERS
JACOBSEN HAGE ENGINEERS

MECHANICAL ENGINEERS
KEEN ENGINEERING LTD

ELECTRICAL ENGINEERS
TWS ENGINEERING LTD

SEALS

RECORD DRAWING

Alterations to: Whitehorse Public Library

Yukon Government Services

2071 Second Avenue
Whitehorse, Yukon

DRAWING

ELECTRICAL DETAILS

As Built

COPYRIGHT
Copyright reserved. This drawing and design is and at all times remains the exclusive property of RAP Architecture Ltd. and shall not be used without the Architect's consent in writing.

The contractor shall check and verify all dimensions and report all errors & omissions to the Architect in writing. Do not scale this drawing. This drawing shall not be used for construction or Building Permit purposes until sealed and signed.

SCALE	DRAWN	CHKD
AS NOTED	CT	GB

PROJECT NUMBER
90-505-01

DATE
90-11-01

E7

58.1028

0049

PANEL A (EXISTING) - 120/208V - 3ø - 4W 42 CIRCUIT SURFACE MTD

DESCRIPTION	LOAD	BRKR	CCT		CCT	BRKR	LOAD	DESCRIPTION
RECEPTACLES - RM 133	1000	15	1		2	15	1000	RECEPTACLES - RM 134-136,137
RECEPTACLES - 132-133	1000	15	3		4	15	1000	RECEPTACLES - GEN AREA 138 S WALL
RECEPTACLES - RM 131	1000	15	5		6	15	1000	RECEPTACLES - GEN AREA 138 S WALL
RECEPTACLES - 131-132	1000	15	7		8	15	1000	RECEPTACLES - GEN AREA 138 S WALL
RECEPTACLES - 130	1000	15	9		10	15	1000	RECEPTACLE IG - GEN AREA 139
RECEPTACLE WP EASTWING	1000	15	11		12	15	1000	RECEPTACLE IG - GEN AREA 139
RECEPTACLES - RM 131	1000	15	13		14	15	1000	RECEPTACLES - GEN AREA 139
RECEPTACLES - RM 130	1000	15	15		16	15	1000	RECEPTACLES - FLOOR BOX 139
RECEPTACLES - RM 130	1000	15 2P	17		18	15	1000	RECEPTACLES - FLOOR BOX 139
SPLIT RECEPTACLE	1000	15	19		20	15	1000	RECEPTACLE IG - FLOOR BOX 139
RECEPTACLE - DOUBLE DUPLEX RM 130		15 1P	21		22	15	1000	RECEPTACLE IG - FLOOR BOX 139
RECEPTACLES - COUNTER LUNCHROOM	1000	15	23		24	15	-	SPARE - OUTSIDE LIGHTS (HALOGEN)
RECEPTACLES - PHOTOCOPIER LUNCHROOM	1000	15	25		26	15	-	SPARE - OUTSIDE LIGHTS (POTLIGHT) PEC
RECEPTACLES - COUNTER & WALL LUNCHROOM	1000	15	27		28	15	-	SPARE - ENTRANCE LIGHTS 101-112-134
SPLIT RECEPTACLE - COUNTER LUNCHROOM	1000	15	29		30	15	-	SPARE - MAIN FOYER LIGHTS 122
		2P	31		32			
SPLIT RECEPTACLE - COUNTER LUNCHROOM	1000	15	33		34			
		2P	35		36			
RECEPTACLES - LUNCHROOM	1000	15	37		38			
SPARE			39		40			HEATING SYSTEM CONTROLS
SPARE			41		42			

PANEL C (EXISTING) - 120/208V - 3ø - 4W 42 CIRCUIT SURFACE MTD

DESCRIPTION	LOAD	BRKR	CCT		CCT	BRKR	LOAD	DESCRIPTION
RECEPTACLES - A/V WORKROOM 110 NORTH WALL	1000	15	1		2	15	1000	RECEPTACLES IG - FLOOR CHILDRENS AREA 118
RECEPTACLES - A/V WORKROOM 110	1000	15	3		4	15	1000	RECEPTACLES - CHILRENS AREA 118
RECEPTACLES - A/V WORKROOM 110	1000	15	5		6	15	1000	RECEPTACLES IG - FLOOR YOUNG ADULT 114
RECEPTACLES - A/V RECEIVING RM 109 AND CLOCK	1000	15	7		8	15	1000	RECEPTACLES - FLOOR YOUNG ADULT 114
RECEPTACLES - A/V WORKROOM 110 co	1000	15	9		10	15	1000	RECEPTACLES - YOUNG ADULT W WALL
RECEPTACLES - A/V WORKROOM 110	1000	15	11		12	15	1000	RECEPTACLES - YOUND ADULT W WALL
RECEPTACLES - A/V WORKROOM 110	1000	15	13		14	15	1000	RECEPTACLES - YOUNG ADULT N WALL
RECEPTACLES IG - A/V STAFF AREA 105	1000	15	15		16	15	1000	RECEPTACLES - YOUNG ADULT 114 N WALL, OFFICE 102
RECEPTACLES - A/V STAFF AREA 105 N WALL	1000	15	17		18	15	1000	RECEPTACLES - OFFICE 102 - BATHROOM FAN 111
RECEPTACLES - A/V STAFF AREA 105 W & E WALL	1000	15	19		20	15	1000	RECEPTACLES - A/V PUBLIC AREA 107 , CHAIR STOR 113
RECEPTACLES - COUNTER A/V AREA	1000	15	21		22	15	1000	RECEPTACLES - A/V PUBLIC AREA 107
RECEPTACLES - OFFICE 104 E WALL	1000	15	23		24	15	1000	RECEPTACLES - CHAIR STORAGE 113
RECEPTACLES - OFFICE 104 N & W WALL	1000	15	25		26	15	-	WP RECEPTACLE WEST WALL
RECEPTACLES - OFFICE 104 W & S WALL	1000	15	27		28	15	-	SPARE
WP RECEPTACLE - NORTH WALL	1000	15	29		30	15	-	SPARE
IG RECEPTACLE COUNTER A/V AREA			31		32	15		SPARE
LIGHTS - BASEMENT STORAGE - HALL SPRINKLER			33		34	15		SUMP PUMP
LIGHTS - BASEMENT MAIN - DOC CONTROL ROOM			35		36	15		ZONE VALVE ELECTRICAL RM 008
RECEPTACLE - BASEMENT STORAGE			37		38	20		COMPRESSOR SPRINKLER SYSTEM
LIGHTS - EAST CRAWL SPACE			39		40			HOT WATER TANK
LIGHTS - BASEMENT WASHROOMS			41		42			

PANEL F (NEW PANEL) - 120/208V - 3ø - 4W 42 CIRCUIT FLUSH MTD

DESCRIPTION	LOAD	BRKR	CCT		CCT	BRKR	LOAD	DESCRIPTION
SPARE	1000	15	1		2	15	1100	LIGHTS - RM 134-135-136-137
SPARE	800	15	3		4	15	1100	LIGHTS - RM 132-133
SPARE	800	15	5		6	15	1200	LIGHTS - RM 130-131
LIGHTS - GEN AREA 145 W SIDE	1100	15	7		8	15	1200	LIGHTS - LUNCHROOM
LIGHTS - GEN AREA 145 S SIDE	1100	15	9		10	15	900	LIGHTS - GEN AREA 139
LIGHTS - GEN AREA 145 E SIDE	1100	15	11		12	15	800	LIGHTS - GEN AREA 139
LIGHTS - GEN. AREA 145 N SIDE	1100	15	13		14	20	1600	LIGHTS - GEN AREA 139
LIGHTS - GEN AREA 145 N & E VALENCE	1400	20	15		16	20	1500	LIGHTS - GEN AREA 139
LIGHTS - GEN AREA 145 W & S VALENCE	1400	20	17		18	20	1200	TRANSFORMER LVRC #1
LIGHTS - SUSP TUBES N & W OUTER RING TOP TUBES	1200	20	19		20	20	1400	LIGHTS - GEN AREA 138
LIGHTS - SUSP TUBES N & W OUTER RING BOT'M TUBES	1200	20	21		22	20	1200	LIGHTS - GEN AREA 138
LIGHTS - SUSP TUBES E & S OUTER RING TOP TUBES	1200	20	23		24	20	1300	LIGHTS - GEN AREA 138
LIGHTS - SUSP TUBES E & S OUTER RING BOT'M TUBES	1200	20	25		26	20	1300	LIGHTS - GEN AREA 138
LIGHTS - SUSP TUBES CENTRE RING TOP TUBES	1000	20	27		28	15	-	LIGHTS - GEN AREA 138
LIGHTS - SUSP TUBES CENTRE RING BOTTOM TUBES	1000	20	29		30	15	-	LIGHTS - GEN AREA 138
TRACK	1200	15	31		32	15	-	SPARE
TRACK ON SUSP TUBES	1200	15	33		34	15	-	LIGHTING RM 125 - HALL - STAIRS
			35		36	15		LIGHTING RM 123-124 TYANG - KURZWEIL
			37		38			
			39		40			
			41		42			

L.V R.C # 3

RELAY NO	SWITCH NO	CIRCUIT	AREA - MEETING RM 119
R1	3a	E22	VALENCE
R2	3b	E24	SUSPENDED TUBES
R3	3c	E26	TRACK
R4	3d	E28	TRACK
R5	3e	E30	TRACK
R6	3a	E38	VALENCE
R7	3j	E31	VALENCE
R8	3k	E33	TRACK
R9	3l	E35	TRACK
R10	3m	E37	SUSPENDED TUBES
R11	3n	E39	TRACK
R12	3j	E41	VALENCE
R13	3p	E37	TRACK
R14	3f	E28	VALENCE

PANEL B

- NEW PANEL TO REPLACE EXISTING PANEL B
- 120/208V - 3ø - 4W 42 CIRCUIT SURFACE MOUNTED

DESCRIPTION	LOAD	BRKR	CCT		CCT	BRKR	LOAD	DESCRIPTION
RECEPTACLES - RM 124-123 KURZWEIL - TYPING	1000	15	1		2	15	1000	RECEPTACLES - GEN AREA 145 E CENTRE COLUMN S WALL
RECEPTACLES - RM 124-123 KURZWEIL - TYPING	1000	15	3		4	15	1000	RECEPTACLES - GEN AREA 145 S W COLUMNS FIREPLACE FLOOR BOX
RECEPTACLES - RM 124-123 KURZWEIL - TYPING	1000	15	5		6	15	1000	RECEPTACLES - GEN AREA 145 N W COLUMN & FLOOR BOX
RECEPTACLES - RM 124-125 TYPING - CHAIR STORAGE	1000	15	7		8	15	1000	RECEPTACLES - GEN AREA 145 N E OUTER COLUMN
RECEPTACLES - RM 124-125 TYPING - CHAIR STORAGE	1000	15	9		10	15	1000	RECEPTACLES - GEN AREA 145 S E OUTER COLUMN E WALL
RECEPTACLES - WALL AREA 139	1000	15	11		12	15	1000	RECEPTACLES - STAFF WORKROOM 121
RECEPTACLES - PHOTOCOPIER (FLOOR) - GEN AREA 139	1000	15	13		14	15	1000	RECEPTACLES - MAIN ENTRY FOYER 122
RECEPTACLES - MEETING RM 119	1000	15	15		16	15	1000	RECEPTACLES - STAFF WORKROOM 121 - CIRC DESK 120
RECEPTACLES - MEETING RM 119	1000	15	17		18	15	1000	RECEPTACLES - MECH. RM 003 & 009
RECEPTACLES - MEETING RM 119	1000	15	19		20	15	1000	RECEPTACLES - CIRC DESK
RECEPTACLES - COUNTER MEETING RM 119	1000	15	21		22	15	1000	RECEPTACLES - CIRC DESK
RECEPTACLES - COUNTER MEETING RM 119	1000	15	23		24	15	1000	RECEPTACLE WP - WEST WALL
RECEPTACLES - COUNTER MEETING RM 119	1000	15	25		26	15	1000	RECEPTACLE IG - CIRC DESK 120
RECEPTACLES - COUNTER MEETING RM 119	1000	15	27		28	15	-	RECEPTACLE IG - CIRC DESK 120
SPARE	-	15	29		30	15	-	SPARE
FLOOR RECEPTACLE & DISHWASHER	-	15	31		32	15	-	VENTILATION MECHANICAL CONTROLS ROOM 003
SPARE			33		34			
MECHANICAL RM 001			35		36			PUMP MECHANICAL RM 003
VENTILATION FAN			37		38			
ZONE VALVE			39		40			SPARE
CIRC PUMP			41		42			SPARE

PANEL E

- NEW PANEL TO REPLACE EXISTING PANEL E
- 120/208V - 3ø - 4W 42 CIRCUIT FLUSH MOUNTED

DESCRIPTION	LOAD	BRKR	CCT		CCT	BRKR	LOAD	DESCRIPTION
	1000	15	1		2	20	1500	LIGHTS - A/V WORKROOM 110
	1000	15	3		4	20	1500	LIGHTS - A/V WORKROOM 110
	1000	15	5		6	15	900	LIGHTS - A/V RENTAL STORAGE 108 - A/V STAFF 105
SPARE	-	15	7		8	15	1200	LIGHTS - A/V PUBLIC AREA 107 POT LIGHTS
SPARE	-	15	9		10	15	1000	LIGHTS - LVRC #2 TRANSFORMER
SPARE	-	15	11		12	15	1100	LIGHTS - A/V PUBLIC AREA 107 - RM 103
SPARE	-	15	13		14	15	900	LIGHTS - OFFICE RM 104 - VEST 101
LIGHTS - YOUNG ADULT 114 - CHILDRENS AREA 118	1600	20	15		16	15	700	LIGHTS - OFFICE 102 - WASHRM 111
LIGHTS - YOUNG ADULT 114 - CHILDRENS AREA 118	1500	20	17		18	15	900	LIGHTS - LADIES WASHRM 117 - CHAIR STORAGE 113
LIGHTS - YOUNG ADULT 114 - CHILDRENS AREA 118	1100	20	19		20	15	900	LIGHTS - MENS WASHRM 116 - H C WASHRM 115
LIGHTS - YOUNG ADULT 114 - CHILDRENS AREA 118	1100	20	21		22	15	1200	LIGHTS - VALENCE MEETING RM 119
LIGHTS - CIRC DESK POT LIGHTS	600	15	23		24	15	400	LIGHTS - SUSP TUBES MEETING RM 119
LIGHTS - CIRC DESK POT LIGHTS-TRACK M ENT 122	600	15	25		26	15	400	LIGHTS - TRACK MEETING RM 119
LIGHTS - CIRC DESK 120 - STAFF WORKROOM 121	1300	20	27		28	15	950	LIGHTS - VALENCE MEETING RM 119
LIGHTS - MAIN ENTRANCE FOYER 122	1600	20	29		30	15	600	LIGHTS - TRACK MEETING RM 119
LIGHTS - VALENCE MEETING RM 119	1200	15	31		32	15	600	SPARE
LIGHTS - TRACK MEETING RM 119	400	15	33		34	15	800	SPARE
LIGHTS - TRACK MEETING RM 119	400	15	35		36	15	800	LIGHTS - SPARE
LIGHTS - SUSPENDED TUBES MEETING RM 119	950	15	37		38			LIGHTING VALENCE MEETING RM 119
LIGHTS - TRACK MEETING RM 119	600	15	39		40			
LIGHTS - VALENCE MEETING RM 119			41		42			

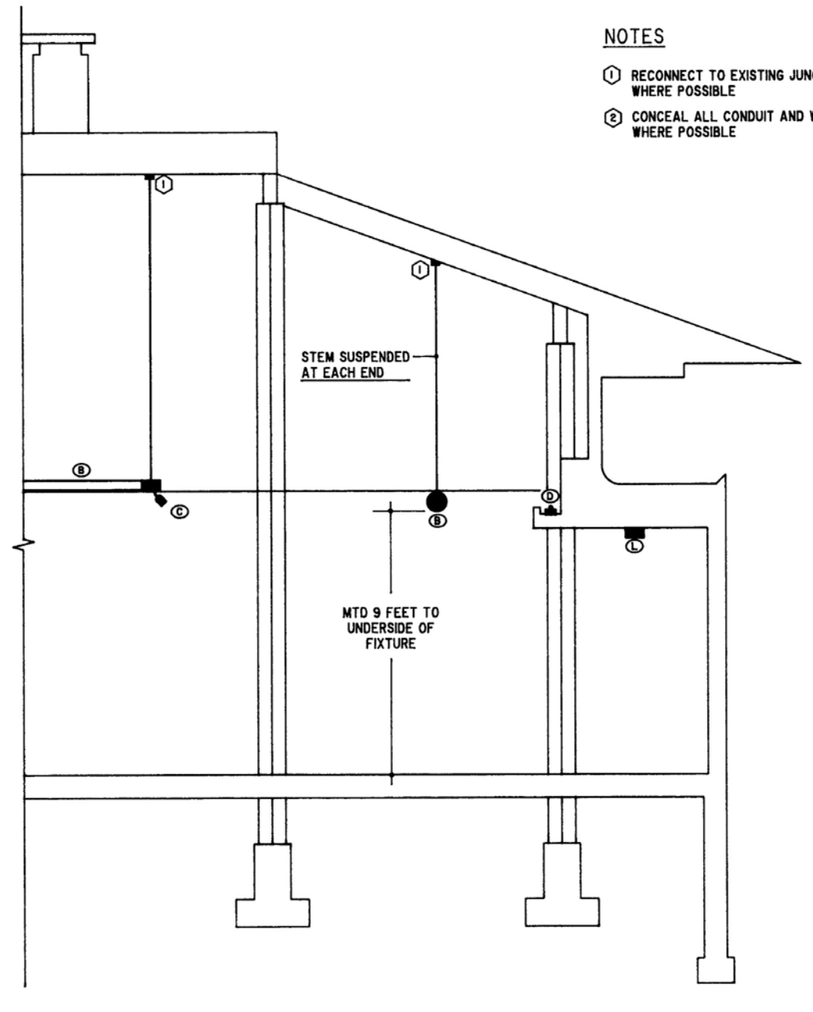

SECTION - GENERAL LIBRARY AREA 100

SCALE 1/4" = 1'-0"

L.V.R C. #1 SCHEDULE

RELAY NO	SWITCH NO	CIRCUIT	AREA
R1	1a	E15	
R2	1a	E19	YOUNG ADULT 114
R3	1b	E17	CHILDREN'S AREA 118
R4	1b	E21	
R5	1c	E27	CIRCULATION DESK 120
R6	1d	E23	CIRCULATION DESK 120
R7	1d	E25	CIRCULATION DESK 120
R8	1e	E27	STAFF WORKROOM 121
R9	1f	F33	AREA 145
R10	1f	F33	TRACK ON SUSP TUBES
R11	1g	F10	GENERAL LIBRARY AREA 139
R12	1g	F16	GENERAL LIBRARY AREA 139
R13	1h	F12	GENERAL LIBRARY AREA 139
R14	1h	F16	GENERAL LIBRARY AREA 138
R15	1i	E28	GENERAL LIBRARY AREA 138
R16	1j	F30	GENERAL LIBRARY AREA 138
R17	1k	F22	GENERAL LIBRARY AREA 138
R18	1k	F26	GENERAL LIBRARY AREA 138
R19	1l	F20	GENERAL LIBRARY AREA 145
R20	1l	F24	GENERAL LIBRARY AREA 145
R21	1m	F7	GENERAL LIBRARY AREA 145
R22	1m	F9	GENERAL LIBRARY AREA 145
R23	1m	F11	GENERAL LIBRARY AREA 145
R24	1m	F13	GENERAL LIBRARY AREA 145
R25	1n	F15	GENERAL LIBRARY AREA 145
R26	1n	F17	GENERAL LIBRARY AREA 145
R27	1p	F19	GENERAL LIBRARY AREA 145
R28	1p	F21	GENERAL LIBRARY AREA 145
R29	1q	F23	GENERAL LIBRARY AREA 145
R30	1q	F25	GENERAL LIBRARY AREA 145
R31	1s	F29	GENERAL LIBRARY AREA 145
R32	1r	F27	GENERAL LIBRARY AREA 145
R33	1t	E25	MAIN ENTRANCE 122
R34	1t	E29	MAIN ENTRANCE 122
R35	-	-	SPARE
R36	-	-	SPARE
R37	-	-	SPARE
R38	-	-	SPARE
R39	-	-	SPARE
R40	-	-	SPARE

L V R.C. #2 SCHEDULE

RELAY NO	SWITCH NO	CIRCUIT	AREA
R1	2a	E2	A/V WORKROOM 110
R2	2b	E4	A/V WORKROOM 110
R3	2c	E6	A/V RENTAL STORAGE 108
R4	2d	E8	A/V PUBLIC AREA 107
R5		E10	TRANSFORMER
R6	2e	E12	A/V PUBLIC AREA 107
R7	2f	E6	A/V STAFF AREA 105
R8	-	-	SPARE
R9	-	-	SPARE
R10	-	-	SPARE

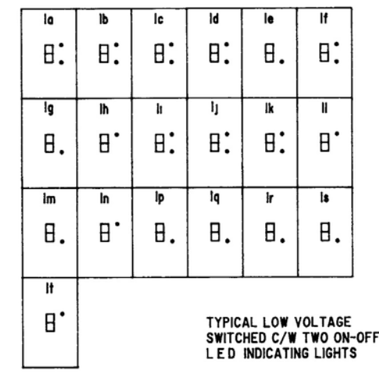

TYPICAL LOW VOLTAGE SWITCHED C/W TWO ON-OFF L.E.D INDICATING LIGHTS

LIGHTING CONTROL CENTRE #2

NTS

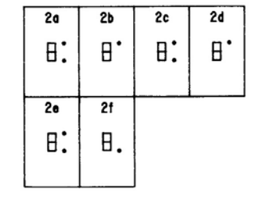

TYPICAL LOW VOLTAGE SWITCHED C/W TWO ON-OFF L.E.D INDICATING LIGHTS

LIGHTING CONTROL CENTRE #3

NTS

IR IA IP

ARCHITECTURE ○ URBAN DESIGN

RAP ARCHITECTURE LTD
#509, 10240 - 124 STREET
EDMONTON ALBERTA CANADA
T5N 3W6

TEL 403 488 2885
FAX 403 482 1333

○

NORTHERN CADWORKS LTD
212 STRICKLAND STREET
WHITEHORSE YUKON CANADA
Y1A 2J8

TEL 403 668 2238
FAX 403 668 2368

LOGO

REV	DATE	DESCRIPTION
2	92 12 21	AS BUILT

CONSULTANTS

STRUCTURAL ENGINEERS
JACOBSEN HAGE ENGINEERS

MECHANICAL ENGINEERS
KEEN ENGINEERING LTD

ELECTRICAL ENGINEERS
TWS ENGINEERING LTD

SEALS

RECORD DRAWING

Alterations to: Whitehorse Public Library

Yukon Government Services

2071 Second Avenue
Whitehorse, Yukon

DRAWING

PNL SCHEDULES & DETAILS

As Built

COPYRIGHT
Copyright reserved. This drawing and design is and at all times remains the exclusive property of RAP Architecture Ltd. and shall not be used without the Architect's consent in writing.

The contractor shall check and verify all dimensions and report all errors & omissions to the Architect in writing. Do not scale this drawing. This drawing shall not be used for construction or Building Permit purposes until sealed and signed.

SCALE	DRAWN	CHKD
AS NOTED	CT	GB

PROJECT NUMBER
90-505-01

DATE
90-11-01

2 E8

59. 1208

GENERAL NOTES:

1 PROVIDE ALL NEW HEATING PIPING FROM EXISTING HEATERS TO SERVE RADIATION AND FORCE FLOWS

2 REVISE EXISTING HEATING PIPING TO SERVE HEAT EXCHANGERS AND EXISTING GLYCOL PIPING

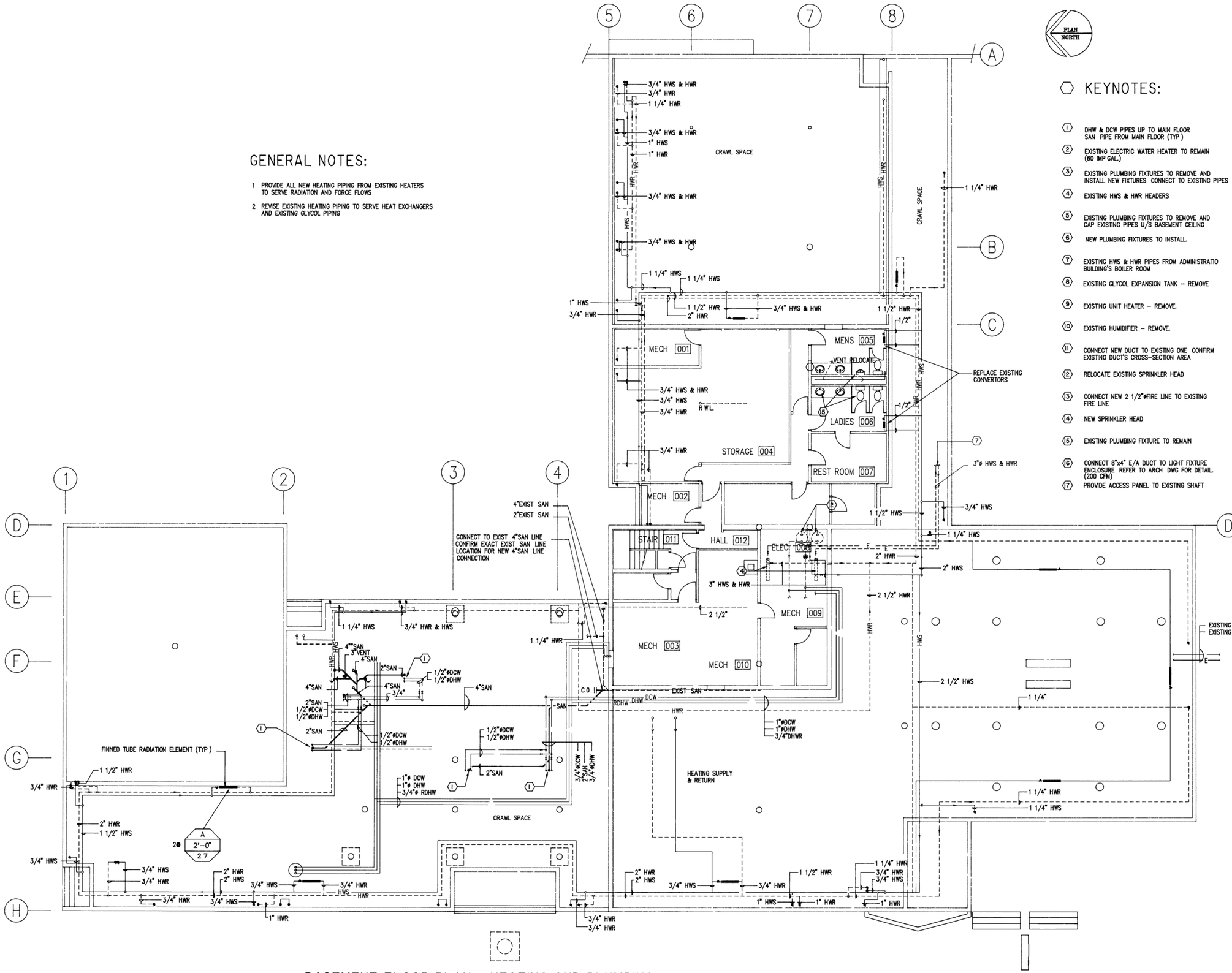

BASEMENT FLOOR PLAN - HEATING AND PLUMBING

KEYNOTES:

1. DHW & DCW PIPES UP TO MAIN FLOOR SAN PIPE FROM MAIN FLOOR (TYP.)
2. EXISTING ELECTRIC WATER HEATER TO REMAIN (60 IMP GAL.)
3. EXISTING PLUMBING FIXTURES TO REMOVE AND INSTALL NEW FIXTURES CONNECT TO EXISTING PIPES
4. EXISTING HWS & HWR HEADERS
5. EXISTING PLUMBING FIXTURES TO REMOVE AND CAP EXISTING PIPES U/S BASEMENT CEILING
6. NEW PLUMBING FIXTURES TO INSTALL.
7. EXISTING HWS & HWR PIPES FROM ADMINISTRATIO BUILDING'S BOILER ROOM
8. EXISTING GLYCOL EXPANSION TANK – REMOVE
9. EXISTING UNIT HEATER – REMOVE.
10. EXISTING HUMIDIFIER – REMOVE.
11. CONNECT NEW DUCT TO EXISTING ONE CONFIRM EXISTING DUCT'S CROSS-SECTION AREA
12. RELOCATE EXISTING SPRINKLER HEAD
13. CONNECT NEW 2 1/2"øFIRE LINE TO EXISTING FIRE LINE
14. NEW SPRINKLER HEAD
15. EXISTING PLUMBING FIXTURE TO REMAIN
16. CONNECT 8"x4" E/A DUCT TO LIGHT FIXTURE ENCLOSURE REFER TO ARCH DWG FOR DETAIL. (200 CFM)
17. PROVIDE ACCESS PANEL TO EXISTING SHAFT

0050

RAP

ARCHITECTURE o URBAN DESIGN

RAP ARCHITECTURE LTD
#509, 10240 - 124 STREET
EDMONTON ALBERTA CANADA
T5N 3W6

TEL 403 488 2885
FAX 403 482 1333

o

NORTHERN CADWORKS LTD
212 STRICKLAND STREET
WHITEHORSE YUKON CANADA
Y1A 2J8

TEL 403 668 2238
FAX 403 668 2368

LOGO

keen
ENGINEERING CO LTD
Consulting Professional Engineers

103–10235 124 Street, Edmonton
Alberta, Canada T5N 1P9
Phone (403) 482–6921
Fax (403) 482-1236

REV	DATE	DESCRIPTION
4	92 12 21	AS BUILT

CONSULTANTS

STRUCTURAL ENGINEERS
JACOBSEN HAGE ENGINEERS

MECHANICAL ENGINEERS
KEEN ENGINEERING LTD

ELECTRICAL ENGINEERS
TWS ENGINEERING LTD

SEALS

Alterations to: Whitehorse Public Library

Yukon Government Services
Building Number 1-259

2071 Second Avenue
Whitehorse, Yukon

DRAWING

Heating and plumbing

BASEMENT FLOOR PLAN

As Built

COPYRIGHT

Copyright reserved. This drawing and design is and at all times remains the exclusive property of RAP Architecture Ltd. and shall not be used without the Architect's consent in writing.

The contractor shall check and verify all dimensions and report all errors & omissions to the Architect in writing. Do not scale this drawing. This drawing shall not be used for construction or Building Permit purposes until sealed and signed.

SCALE	DRAWN	CHKD
1/8"=1'-0"	EK	CJ/

PROJECT NUMBER
9008

DATE
90 11 07

M1.1

44 / 128

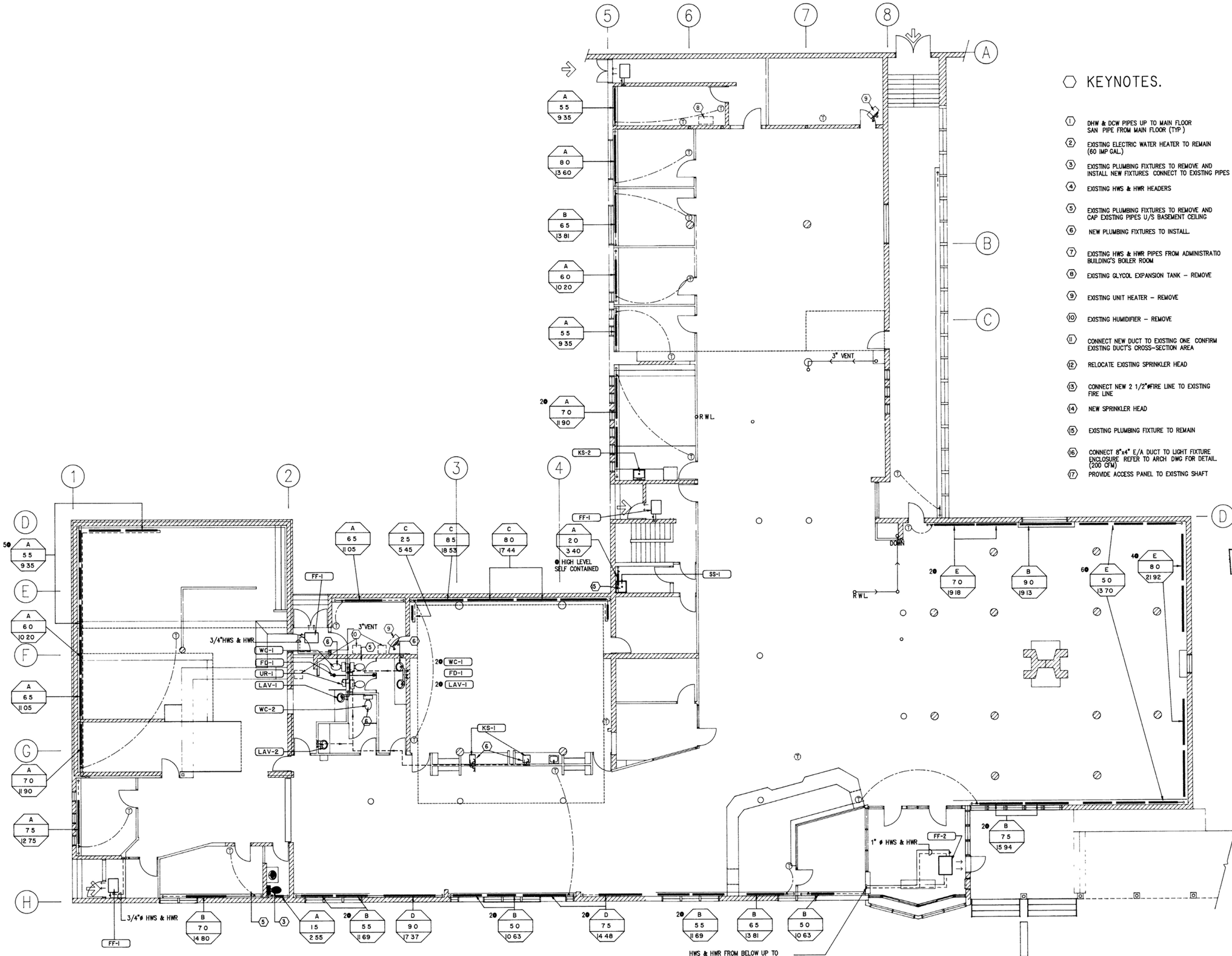

MAIN FLOOR PLAN - HEATING AND PLUMBING

HWS & HWR FROM BELOW UP TO MAIN FLOOR CEILING SPACE. (TYP FOR ALL CABINET UNIT HEATERS)

KEYNOTES.

1. DHW & DCW PIPES UP TO MAIN FLOOR SAN PIPE FROM MAIN FLOOR (TYP.)
2. EXISTING ELECTRIC WATER HEATER TO REMAIN (60 IMP GAL.)
3. EXISTING PLUMBING FIXTURES TO REMOVE AND INSTALL NEW FIXTURES CONNECT TO EXISTING PIPES
4. EXISTING HWS & HWR HEADERS
5. EXISTING PLUMBING FIXTURES TO REMOVE AND CAP EXISTING PIPES U/S BASEMENT CEILING
6. NEW PLUMBING FIXTURES TO INSTALL.
7. EXISTING HWS & HWR PIPES FROM ADMINISTRATIO BUILDING'S BOILER ROOM
8. EXISTING GLYCOL EXPANSION TANK – REMOVE
9. EXISTING UNIT HEATER – REMOVE
10. EXISTING HUMIDIFIER – REMOVE
11. CONNECT NEW DUCT TO EXISTING ONE. CONFIRM EXISTING DUCT'S CROSS-SECTION AREA
12. RELOCATE EXISTING SPRINKLER HEAD
13. CONNECT NEW 2 1/2"øFIRE LINE TO EXISTING FIRE LINE
14. NEW SPRINKLER HEAD
15. EXISTING PLUMBING FIXTURE TO REMAIN
16. CONNECT 8"x4" E/A DUCT TO LIGHT FIXTURE ENCLOSURE REFER TO ARCH DWG FOR DETAIL. (200 CFM)
17. PROVIDE ACCESS PANEL TO EXISTING SHAFT

RAIP 0051

ARCHITECTURE o URBAN DESIGN

RAP ARCHITECTURE LTD
#509, 10240 - 124 STREET
EDMONTON ALBERTA CANADA
T5N 3W6
TEL 403 488 2885
FAX 403 482 1333

o

NORTHERN CADWORKS LTD
212 STRICKLAND STREET
WHITEHORSE YUKON CANADA
Y1A 2J8
TEL 403 668 2238
FAX 403 668 2368

LOGO

keen
ENGINEERING CO LTD
Consulting Professional Engineers
103-10235 124 Street, Edmonton
Alberta, Canada T5N 1P9
Phone (403) 482-6921
Fax (403) 482-1236

REV	DATE	DESCRIPTION
4	92 12 21	AS BUILT

CONSULTANTS

STRUCTURAL ENGINEERS
JACOBSEN HAGE ENGINEERS

MECHANICAL ENGINEERS
KEEN ENGINEERING LTD

ELECTRICAL ENGINEERS
TWS ENGINEERING LTD

SEALS

RECORD DRAWING

Alterations to: Whitehorse Public Library

Yukon Government Services
Building Number 1-259

2071 Second Avenue
Whitehorse, Yukon

DRAWING

Heating and plumbing

MAIN FLOOR PLAN

As Built

COPYRIGHT
Copyright reserved. This drawing and design is and at all times remains the exclusive property of RAP Architecture Ltd. and shall not be used without the Architect's consent in writing.

The contractor shall check and verify all dimensions and report all errors & omissions to the Architect in writing. Do not scale this drawing. This drawing shall not be used for construction or Building Permit purposes until sealed and signed.

SCALE	DRAWN	CHK
1/8"=1'-0"	E K	C J

PROJECT NUMBER

DATE 90 12 19

4 M1.2

48. 1-228

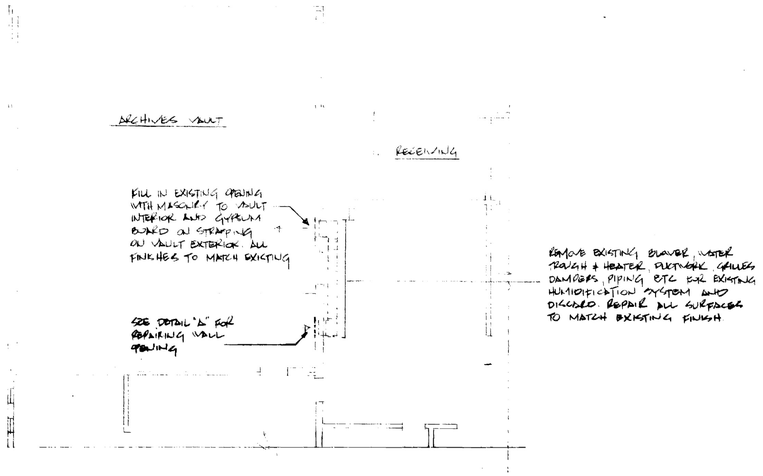

PARTIAL MAIN LEVEL FLOOR PLAN - DEMOLITION
SCALE 1/8" TO 1'0"

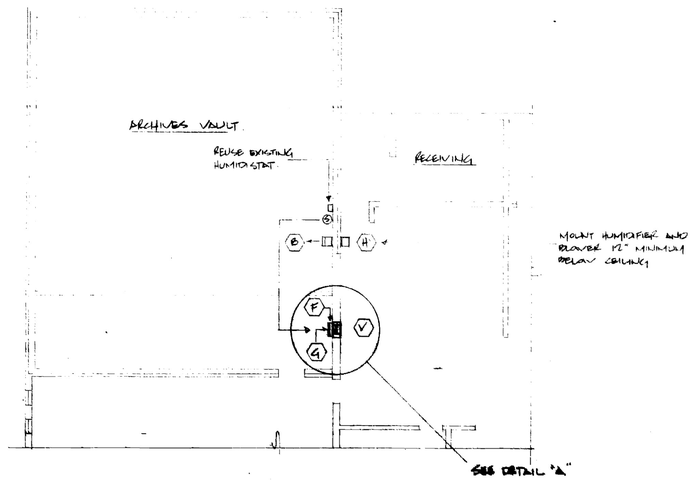

PARTIAL MAIN LEVEL FLOOR PLAN - ALTERATIONS
SCALE 1/8" TO 1'0"

NOTES

1. VISIT THE SITE PRIOR TO SUBMITTING PRICE TO ENSURE A COMPLETE UNDERSTANDING OF THE WORK REQUIRED. PRICE ACCORDINGLY.
2. OBTAIN AND PAY FOR PLUMBING PERMIT AND INSPECTIONS.
3. PROVIDE CERTIFICATE OF ACCEPTANCE FROM PLUMBING INSPECTIONS DEPARTMENT UPON COMPLETION.
4. WATER SUPPLY PIPING TO BE TYPE 'L' HARD COPPER.
5. INSULATE COLD WATER SUPPLY AND STEAM PIPE WITH ½" THICK INSULATION. COMPLETE WITH VAPOUR BARRIER. EXPOSED PIPING TO HAVE ALL PURPOSE FINISH.
6. AT COMPLETION OF INSTALLATION DEMONSTRATE TO THE OWNER'S REPRESENTATIVE THE OPERATION PROCEDURE AND MAINTENANCE REQUIREMENTS OF THE SYSTEM.
7. PROVIDE 12 SPARE FUSIBLE LINKS FOR THE FIRE DAMPER.
8. PROVIDE TEMPORARY HUMIDIFICATION TO THE ARCHIVES VAULT DURING THE RELOCATION.
9. ALL SURFACES DAMAGED DURING THE INSTALLATION OF THE SYSTEM TO BE MADE GOOD AND MATCH EXISTING.
10. STEAM AND CONDENSATE PIPING TO BE TYPE 'M' COPPER.
11. ALL PIPING TO BE HIDDEN WHERE EVER POSSIBLE.
12. PROVIDE ESCUTCHEON PLATES WHERE PIPING PENETRATES FINISHED SURFACE.
13. INSTALLATION SHALL BE IN ACCORDANCE WITH MANUFACTURERS INSTRUCTIONS.
14. REQUIRED CLEARANCES AROUND BLOWER UNIT.
    - 14" RIGHT OF UNIT
    - 12" ABOVE UNIT
    - 30" IN FRONT OF UNIT

    EXACT LOCATION OF BLOWER UNIT TO BE SITE DETERMINED TO MEET THE SPECIFIED CLEARANCES.

ELECTRICAL NOTES

1. ARCHIVES VAULT HUMIDIFICATION RELOCATION

   ~~DISCONNECT~~ EXISTING HUMIDIFIER UNIT.
   ~~REMOVE 1 POLE 20 AMP BREAKER IN EXISTING 120/240 V, 1 PHASE, 3W PANEL~~
   REMOVE EXISTING HUMIDIFIER IN ARCHIVES AREA (NOTE EXISTING HUMIDIFIER IS 1000 W/110V 2 WIRE) DISCONNECT AT UNIT.

   ~~HUMIDIFIER WILL BE 6 kW AT 240 V, 1 PHASE~~ (NEUTRAL SHALL BE TAPED SO AS TO INDICATE IT IS A PHASE WIRE OR OTHERWISE IDENTIFY WIRE TO SUIT LOCAL ELECTRICAL INSPECTION DEPARTMENT)

   ELECTRICAL CONTRACTOR SHALL BE RESPONSIBLE FOR LOW VOLTAGE WIRING BETWEEN HUMIDIFIER AND EXISTING HUMIDISTAT. WIRE IN EXISTING CONDUIT OR USE SURFACE WIREMOLD AS REQUIRED.

   ELECTRICAL CONTRACTOR TO PROVIDE WIRING BETWEEN HUMIDIFIER AND BLOWER PER MANUFACTURERS WIRING DIAGRAM.

2. EXPOSE CLOSEST EXISTING UNSWITCHED LIGHTING CIRCUIT TO LOCATION OF NEW VENTILATION FAN. PROVIDE 15 AMP 120/277 VOLT TOGGLE SWITCH FOR SWITCHING FAN. LOCATE SWITCH IN SURFACE WIREMOLD BOX ADJACENT LIGHT SWITCH IN ROOM (OR IN LOCATION AS INDICATED BY OWNER). WIRING TO BE CONCEALED USING BX CABLE WHERE POSSIBLE. SURFACE WIRING TO BE IN WIREMOLD (700 OR 500 SERIES TO SUIT)
3. WORK ROOM AND TUKON ROOM HUMIDIFIERS.
   PROVIDE 1 - 20 A/2 POLE BREAKER IN EXISTING 120/240 V, 1 PHASE 3 W PANEL IN ELECTRICAL ROOM IN BASEMENT (USE PANEL CKD) FOR EACH HUMIDIFIER. PROVIDE 3 # 12 IN ½" EMT (OR BX CABLE WHERE CONCEALED) TO EACH HUMIDIFIER (CHECK ROUTING OF WIRE ON SITE). PROVIDE DISCONNECT AT EACH UNIT. USE FLEXIBLE CONDUIT CONNECTIONS TO HUMIDIFIERS. PROVIDE LOW VOLTAGE WIRING TO HUMIDISTATS AND WIRING BETWEEN BLOWERS AND HUMIDIFIER PER MANUFACTURERS WIRING DIAGRAM. CONCEAL ALL WIRING WHERE WIRING IN FINISHED AREA IS UNABLE TO BE CONCEALED USE WIREMOLD, PAINT TO MATCH SURROUNDINGS.
4. OBTAIN AND PAY FOR ELECTRICAL PERMIT AND INSPECTION.
5. ANY WIRING EXTENSIONS REQUIRED SHALL USE EMT CONDUIT OR FLEXIBLE CONDUIT AND WIRE WIRING TO HAVE COPPER CONDUCTORS AND INSULATION RATING TO MATCH OR HAVE HIGHER TEMPERATURE RATING THAN EXISTING. USE FLEXIBLE CONDUIT CONNECTION TO HUMIDIFIER.
6. PROVIDE CERTIFICATE OF ACCEPTANCE FROM ELECTRICAL INSPECTION DEPARTMENT UPON COMPLETION.
7. VISIT THE SITE PRIOR TO SUBMITTING PRICE TO ENSURE A COMPLETE UNDERSTANDING OF THE WORK REQUIRED. PRICE ACCORDINGLY.

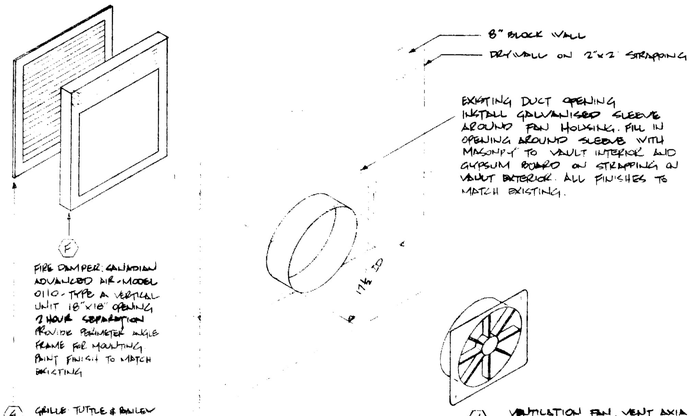

DETAIL A - VENTILATION FAN INSTALLATION
NTS

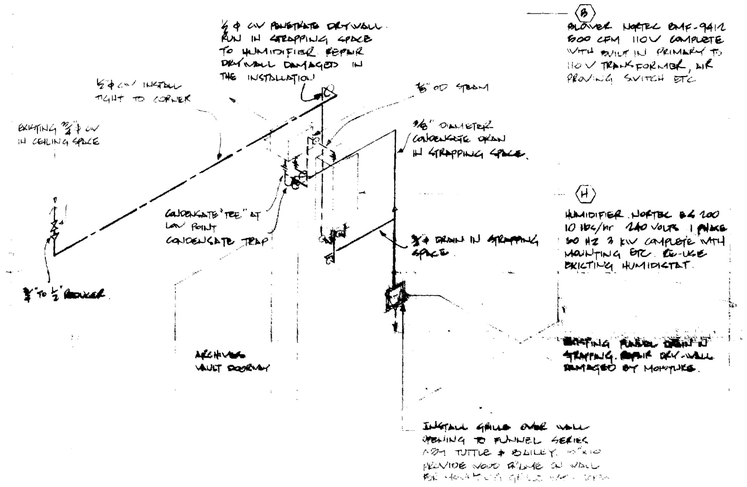

HUMIDIFIER PIPING SCHEMATIC
NTS

MK	REVISION	DATE
Not authorized for construction unless signed in this space	A.C. Oakley Authorities	Feb 1/84 Date

YUKON LIBRARY
WHITEHORSE
YUKON

ARCHIVES VAULT HUMIDIFICATION RELOCATION

DESIGNED RW	CHECKED LGF	DATE DEC 2 83
DRAWN KW	APPROVED	JOB No. 8360

M-1

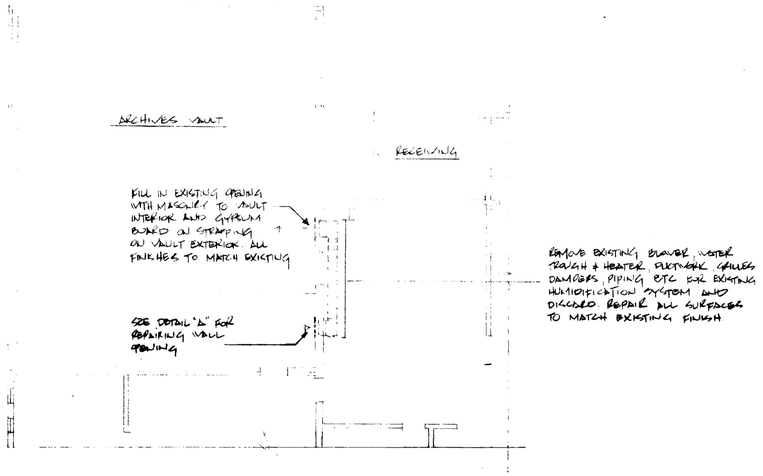

PARTIAL MAIN LEVEL FLOOR PLAN - DEMOLITION
SCALE 1/8" TO 1'0"

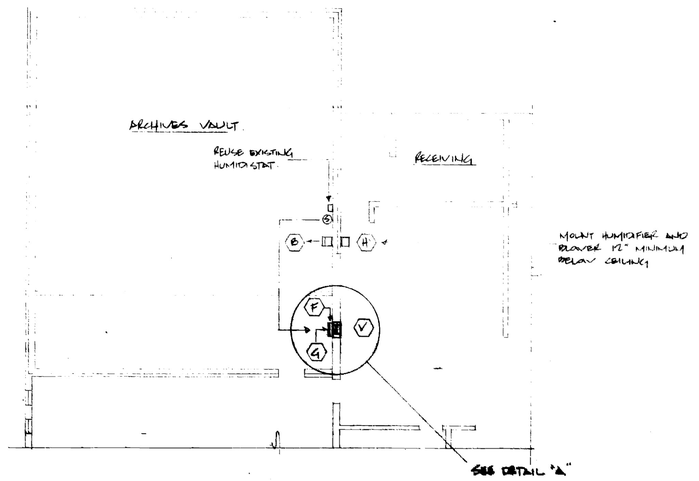

PARTIAL MAIN LEVEL FLOOR PLAN - ALTERATIONS
SCALE 1/8" TO 1'0"

NOTES

1. VISIT THE SITE PRIOR TO SUBMITTING PRICE TO ENSURE A COMPLETE UNDERSTANDING OF THE WORK REQUIRED. PRICE ACCORDINGLY.
2. OBTAIN AND PAY FOR PLUMBING PERMIT AND INSPECTIONS.
3. PROVIDE CERTIFICATE OF ACCEPTANCE FROM PLUMBING INSPECTIONS DEPARTMENT UPON COMPLETION.
4. WATER SUPPLY PIPING TO BE TYPE 'L' HARD COPPER.
5. INSULATE COLD WATER SUPPLY AND STEAM PIPE WITH ½" THICK INSULATION. COMPLETE WITH VAPOUR BARRIER. EXPOSED PIPING TO HAVE ALL PURPOSE FINISH.
6. AT COMPLETION OF INSTALLATION DEMONSTRATE TO THE OWNER'S REPRESENTATIVE THE OPERATION PROCEDURE AND MAINTENANCE REQUIREMENTS OF THE SYSTEM.
7. PROVIDE 2 SPARE FUSIBLE LINKS FOR THE FIRE DAMPER.
8. PROVIDE TEMPORARY HUMIDIFICATION TO THE ARCHIVES VAULT DURING THE RELOCATION.
9. ALL SURFACES DAMAGED DURING THE INSTALLATION OF THE SYSTEM TO BE MADE GOOD AND MATCH EXISTING.
10. STEAM AND CONDENSATE PIPING TO BE TYPE 'M' COPPER.
11. ALL PIPING TO BE HIDDEN WHERE EVER POSSIBLE.
12. PROVIDE ESCUTCHEON PLATES WHERE PIPING PENETRATES FINISHED SURFACE.
13. INSTALLATION SHALL BE IN ACCORDANCE WITH MANUFACTURERS INSTRUCTIONS.
14. REQUIRED CLEARANCES AROUND BLOWER UNIT.
    - 14" RIGHT OF UNIT
    - 12" ABOVE UNIT
    - 30" IN FRONT OF UNIT

    EXACT LOCATION OF BLOWER UNIT TO BE SITE DETERMINED TO MEET THE SPECIFIED CLEARANCES.

ELECTRICAL NOTES

1. ARCHIVES VAULT HUMIDIFICATION RELOCATION

   ~~RELOCATED~~ EXISTING HUMIDISTAT UNIT.
   ~~PROVIDE 1 POLE 20 AMP BREAKER IN EXISTING 120/240 V., 1 PHASE, 3W PANEL~~ FEEDING EXISTING HUMIDIFIER IN ARCHIVES AREA (NOTE EXISTING HUMIDIFIER IS 1000 W/110V 2 WIRE) RE-USE EXISTING CIRCUIT CONDUCTORS. PROVIDE DISCONNECT AT UNIT.

   ~~HUMIDIFIER WILL BE 6 kW AT 240 V, 1 PHASE~~ (NEUTRAL SHALL BE TAPED SO AS TO INDICATE IT IS A PHASE WIRE OR OTHERWISE IDENTIFY WIRE TO SUIT LOCAL ELECTRICAL INSPECTION DEPARTMENT)

   ELECTRICAL CONTRACTOR SHALL BE RESPONSIBLE FOR LOW VOLTAGE WIRING BETWEEN HUMIDIFIER AND EXISTING HUMIDISTAT. WIRE IN EXISTING CONDUIT OR USE SURFACE WIREMOLD AS REQUIRED.

   ELECTRICAL CONTRACTOR TO PROVIDE WIRING BETWEEN HUMIDIFIER AND BLOWER PER MANUFACTURERS WIRING DIAGRAM.

2. RELOCATE CLOSEST EXISTING UNSWITCHED LIGHTING CIRCUIT TO LOCATION OF NEW VENTILATION FAN. PROVIDE 10 AMP 120/277 VOLT TOGGLE SWITCH FOR SWITCHING FAN. LOCATE SWITCH IN SURFACE WIREMOLD BOX ADJACENT LIGHT SWITCH IN ROOM (OR IN LOCATION AS INDICATED BY OWNER). WIRING TO BE CONCEALED USING BX CABLE WHERE POSSIBLE. SURFACE WIRING TO BE IN WIREMOLD (700 OR 500 SERIES TO SUIT)
3. WORK ROOM AND TUKON ROOM HUMIDIFIERS.
   PROVIDE 1 - 20 A/2 POLE BREAKER IN EXISTING 120/240 V, 1 PHASE 3 W PANEL IN ELECTRICAL ROOM IN BASEMENT (USE PANEL SCHED) FOR EACH HUMIDIFIER. PROVIDE 3 # 12 IN ½" EMT (OR BX CABLE WHERE CONCEALED) TO EACH HUMIDIFIER (CHECK ROUTING OF WIRE ON SITE). PROVIDE DISCONNECT AT EACH UNIT. USE FLEXIBLE CONDUIT CONNECTIONS TO HUMIDIFIERS. PROVIDE LOW VOLTAGE WIRING TO HUMIDISTATS AND WIRING BETWEEN BLOWERS AND HUMIDIFIER PER MANUFACTURERS WIRING DIAGRAM. CONCEAL ALL WIRING WHERE WIRING IN FINISHED AREA IS UNABLE TO BE CONCEALED USE WIREMOLD, PAINT TO MATCH SURROUNDINGS.
4. OBTAIN AND PAY FOR ELECTRICAL PERMIT AND INSPECTION.
5. ANY WIRING EXTENSIONS REQUIRED SHALL USE EMT CONDUIT OR FLEXIBLE CONDUIT AND WIRE WIRING TO HAVE COPPER CONDUCTORS AND INSULATION RATING TO MATCH OR HAVE HIGHER TEMPERATURE RATING THAN EXISTING. USE FLEXIBLE CONDUIT CONNECTION TO HUMIDIFIER.
6. PROVIDE CERTIFICATE OF ACCEPTANCE FROM ELECTRICAL INSPECTION DEPARTMENT UPON COMPLETION.
7. VISIT THE SITE PRIOR TO SUBMITTING PRICE TO ENSURE A COMPLETE UNDERSTANDING OF THE WORK REQUIRED. PRICE ACCORDINGLY.

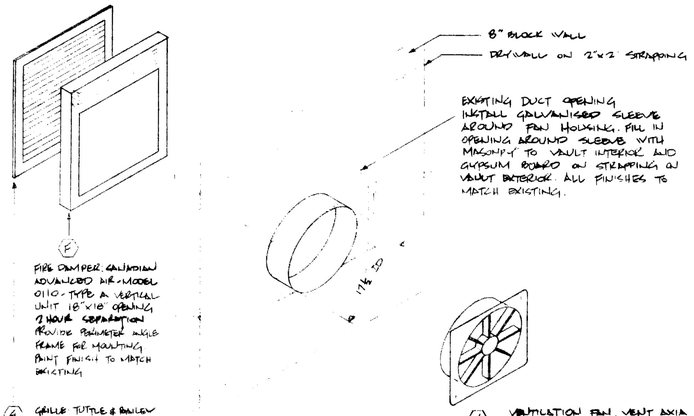

DETAIL A - VENTILATION FAN INSTALLATION
NTS

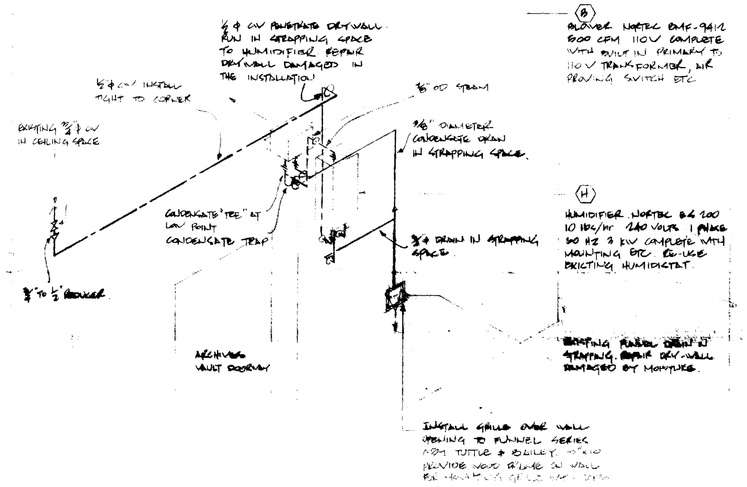

HUMIDIFIER PIPING SCHEMATIC
NTS

MK	REVISION	DATE
Not authorized for construction unless signed in this space	A.C. Oakley Authorities	Feb 1/84 Date

YUKON LIBRARY
WHITEHORSE
YUKON

ARCHIVES VAULT HUMIDIFICATION RELOCATION

DESIGNED RW	CHECKED LGF	DATE DEC 2 1983	
DRAWN KW	APPROVED	JOB No. 8360	M-1

0054

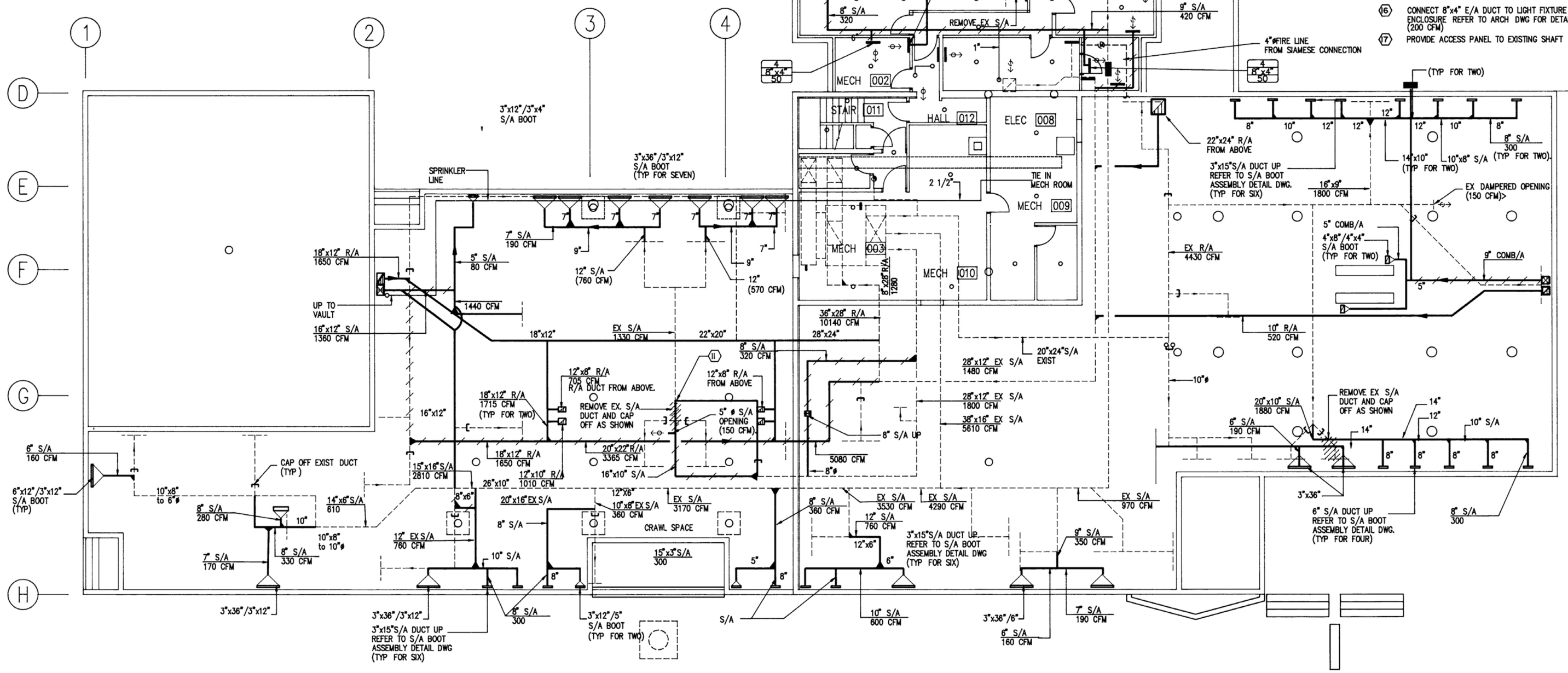

BASEMENT FLOOR PLAN - VENTILATION AND SPRINKLES

KEYNOTES:

1. DHW & DCW PIPES UP TO MAIN FLOOR SAN PIPE FROM MAIN FLOOR (TYP)
2. EXISTING ELECTRIC WATER HEATER TO REMAIN (60 IMP GAL)
3. EXISTING PLUMBING FIXTURES TO REMOVE AND INSTALL NEW FIXTURES. CONNECT TO EXISTING PIPES
4. EXISTING HWS & HWR HEADERS
5. EXISTING PLUMBING FIXTURES TO REMOVE AND CAP EXISTING PIPES U/S BASEMENT CEILING.
6. NEW PLUMBING FIXTURES TO INSTALL.
7. EXISTING HWS & HWR PIPES FROM ADMINISTRATIO BUILDING'S BOILER ROOM
8. EXISTING GLYCOL EXPANSION TANK – REMOVE.
9. EXISTING UNIT HEATER – REMOVE.
10. EXISTING HUMIDIFIER – REMOVE.
11. CONNECT NEW DUCT TO EXISTING ONE CONFIRM EXISTING DUCT'S CROSS-SECTION AREA
12. RELOCATE EXISTING SPRINKLER HEAD
13. CONNECT NEW 2 1/2"øFIRE LINE TO EXISTING FIRE LINE
14. NEW SPRINKLER HEAD
15. EXISTING PLUMBING FIXTURE TO REMAIN
16. CONNECT 8"x4" E/A DUCT TO LIGHT FIXTURE ENCLOSURE REFER TO ARCH DWG FOR DETAIL. (200 CFM)
17. PROVIDE ACCESS PANEL TO EXISTING SHAFT

RAP ARCHITECTURE LTD
#509, 10240 - 124 STREET
EDMONTON ALBERTA CANADA
T5N 3W6
TEL 403 488 2885
FAX 403 482 1333

NORTHERN CADWORKS LTD
212 STRICKLAND STREET
WHITEHORSE YUKON CANADA
Y1A 2J8
TEL 403 668 2238
FAX 403 668 2368

LOGO

keen ENGINEERING CO LTD
Consulting Professional Engineers
103–10235 124 Street, Edmonton
Alberta, Canada T5N 1P9
Phone (403) 482–6921
Fax (403) 482-1236

REV	DATE	DESCRIPTION
4	92 12 21	AS BUILT

CONSULTANTS

STRUCTURAL ENGINEERS
JACOBSEN HAGE ENGINEERS

MECHANICAL ENGINEERS
KEEN ENGINEERING LTD

ELECTRICAL ENGINEERS
TWS ENGINEERING LTD

SEALS

RECORD DRAWING

Alterations to: Whitehorse Public Library
Yukon Government Services
Building Number 1-259

2071 Second Avenue
Whitehorse, Yukon

DRAWING

Ventilation and sprinklers

BASEMENT FLOOR PLAN
As Built

COPYRIGHT
Copyright reserved. This drawing and design is and at all times remains the exclusive property of RAP Architecture Ltd. and shall not be used without the Architect's consent in writing.

The contractor shall check and verify all dimensions and report all errors & omissions to the Architect in writing. Do not scale this drawing. This drawing shall not be used for construction or Building Permit purposes until sealed and signed.

SCALE	DRAWN	CHK
1/8"=1'-0"	EK	CJ

PROJECT NUMBER
9008

DATE
90121 9

4 M2.1

19, 1-228

0055

GENERAL NOTE:

SPRINKLER SYSTEM IS TO BE MODIFIED GENERALLY AS INDICATED AND TO SUIT ARCHITECTURAL CEILING PLAN ANY ADDITIONAL HEADS REQUIRED TO ENSURE COVERAGE TO MEET NFPA MUST BE PROVIDED WHETHER INDICATED OR NOT

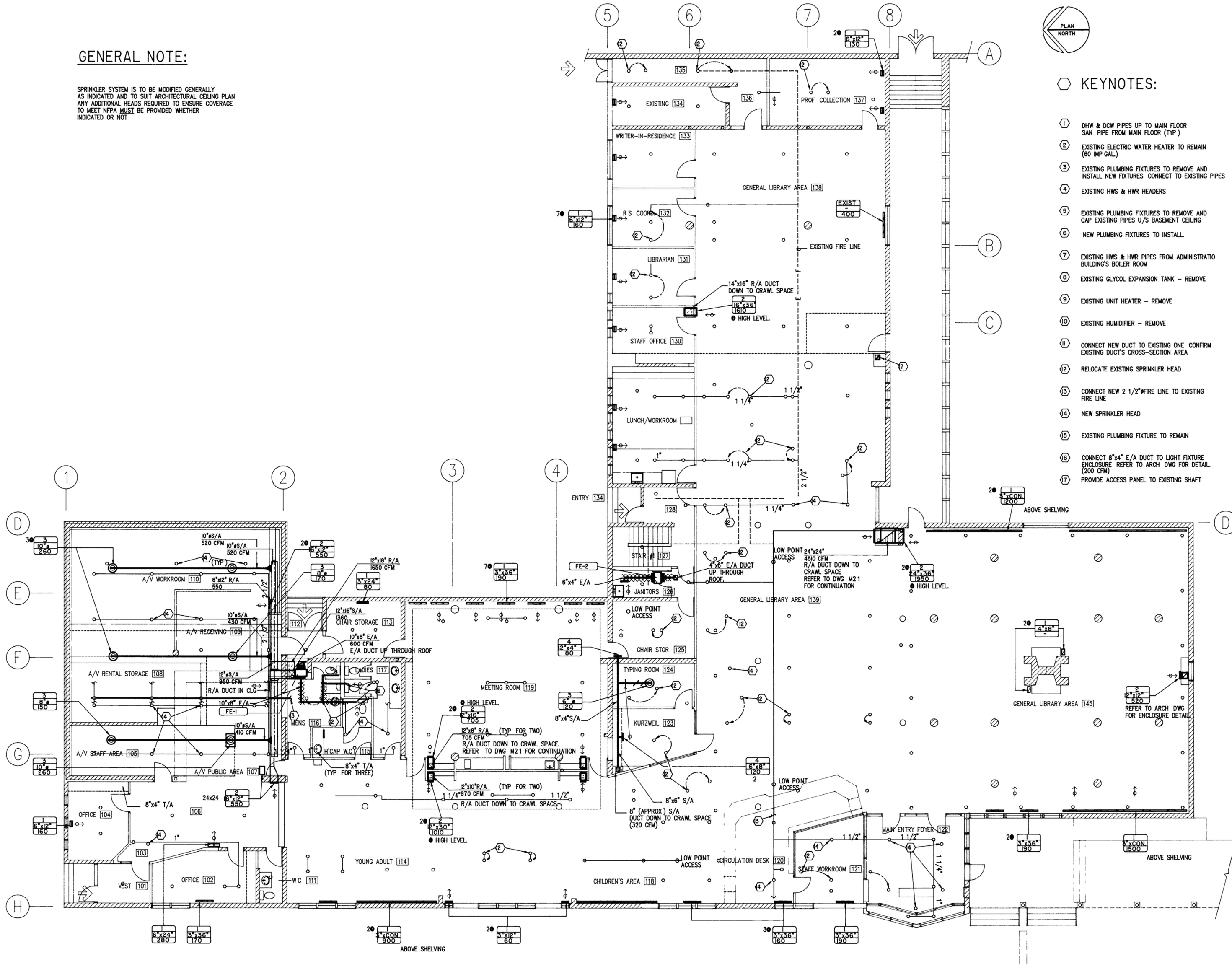

MAIN FLOOR PLAN - VENTILATION AND SPRINKLERS

KEYNOTES:

1. DHW & DCW PIPES UP TO MAIN FLOOR SAN PIPE FROM MAIN FLOOR (TYP.)
2. EXISTING ELECTRIC WATER HEATER TO REMAIN (60 IMP GAL.)
3. EXISTING PLUMBING FIXTURES TO REMOVE AND INSTALL NEW FIXTURES CONNECT TO EXISTING PIPES
4. EXISTING HWS & HWR HEADERS
5. EXISTING PLUMBING FIXTURES TO REMOVE AND CAP EXISTING PIPES U/S BASEMENT CEILING
6. NEW PLUMBING FIXTURES TO INSTALL.
7. EXISTING HWS & HWR PIPES FROM ADMINISTRATIO BUILDING'S BOILER ROOM
8. EXISTING GLYCOL EXPANSION TANK – REMOVE
9. EXISTING UNIT HEATER – REMOVE
10. EXISTING HUMIDIFIER – REMOVE
11. CONNECT NEW DUCT TO EXISTING ONE CONFIRM EXISTING DUCT'S CROSS-SECTION AREA
12. RELOCATE EXISTING SPRINKLER HEAD
13. CONNECT NEW 2 1/2" ø FIRE LINE TO EXISTING FIRE LINE
14. NEW SPRINKLER HEAD
15. EXISTING PLUMBING FIXTURE TO REMAIN
16. CONNECT 8"x4" E/A DUCT TO LIGHT FIXTURE ENCLOSURE REFER TO ARCH DWG FOR DETAIL. (200 CFM)
17. PROVIDE ACCESS PANEL TO EXISTING SHAFT

RAP

ARCHITECTURE ○ URBAN DESIGN

RAP ARCHITECTURE LTD
#509, 10240 - 124 STREET
EDMONTON ALBERTA CANADA
T5N 3W6

TEL 403 488 2885
FAX 403 482 1333

○

NORTHERN CADWORKS LTD
212 STRICKLAND STREET
WHITEHORSE YUKON CANADA
Y1A 2J8

TEL 403 668 2238
FAX 403 668 2368

LOGO

keen
ENGINEERING CO LTD
Consulting Professional Engineers

103-10235 124 Street, Edmonton
Alberta, Canada T5N 1P9
Phone (403) 482-6921
Fax (403) 482-1236

REV	DATE	DESCRIPTION
4	92 12 21	AS BUILT

CONSULTANTS

STRUCTURAL ENGINEERS
JACOBSEN HAGE ENGINEERS

MECHANICAL ENGINEERS
KEEN ENGINEERING LTD

ELECTRICAL ENGINEERS
TWS ENGINEERING LTD

SEALS

RECORD DRAWING

Alterations to: Whitehorse Public Library
Yukon Government Services
Building Number 1-259

2071 Second Avenue
Whitehorse, Yukon

DRAWING

Ventilation and sprinklers

MAIN FLOOR PLAN
As Built

COPYRIGHT

Copyright reserved. This drawing and design is and at all times remains the exclusive property of RAP Architecture Ltd. and shall not be used without the Architect's consent in writing.

The contractor shall check and verify all dimensions and report all errors & omissions to the Architect in writing. Do not scale this drawing. This drawing shall not be used for construction or Building Permit purposes until sealed and signed.

SCALE	DRAWN	CHK
1/8"=1'-0"	E K	C J

PROJECT NUMBER

DATE 90 12 19

(4) **M2.2**

50, 1-228

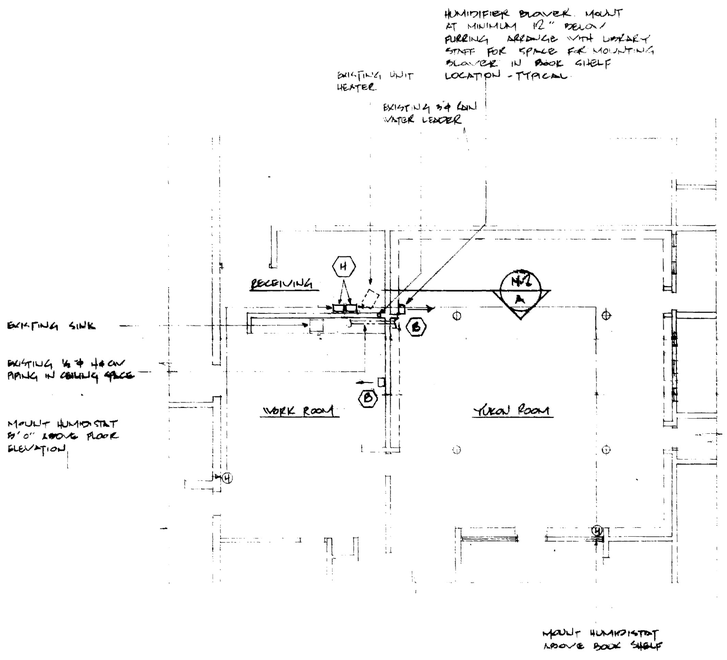

PARTIAL MAIN FLOOR PLAN
SCALE 1/8" TO 1'-0"

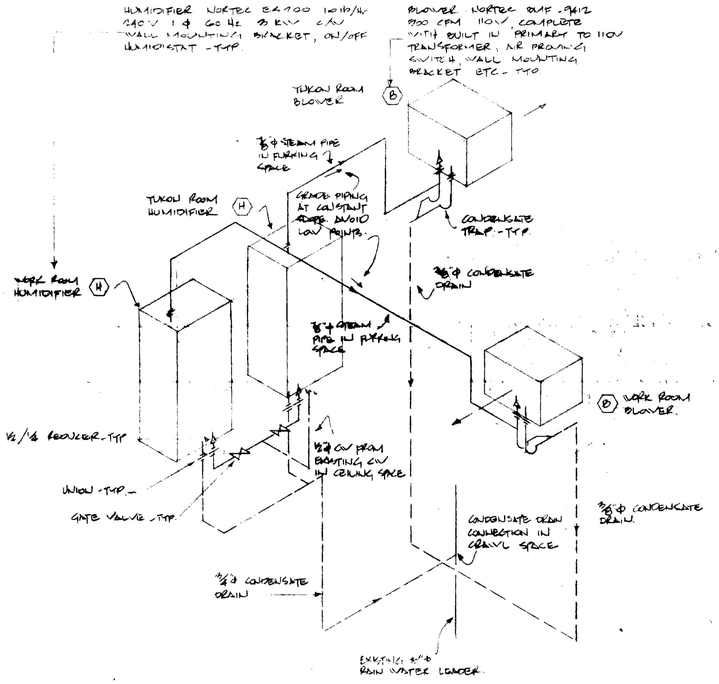

NOTE ALL PIPING TO BE HIDDEN WHEREVER POSSIBLE

HUMIDIFIER PIPING SCHEMATIC
NTS.

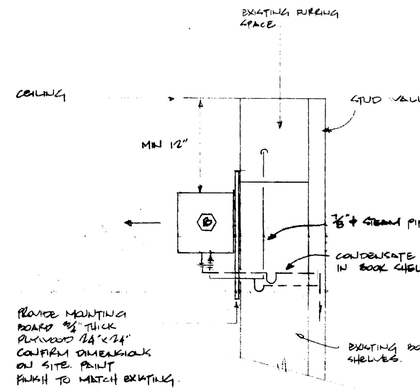

A / M-2 SECTION
NTS.

MK	REVISION	DATE
Not authorized for construction unless signed in this space	M.C. Quilliam Authorized	Feb 1/84 Date

YUKON LIBRARY
WHITEHORSE
YUKON

WORK ROOM & YUKON ROOM HUMIDIFICATION

DESIGNED	CHECKED LGF	DATE Jan 16 '84	M-2
DRAWN	APPROVED	JOB No. 8220	

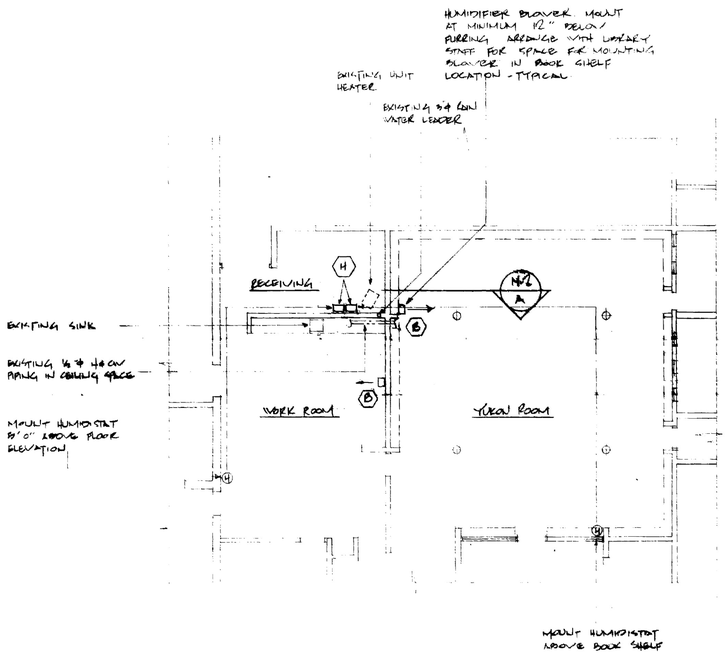

PARTIAL MAIN FLOOR PLAN
SCALE 1/8" TO 1'0"

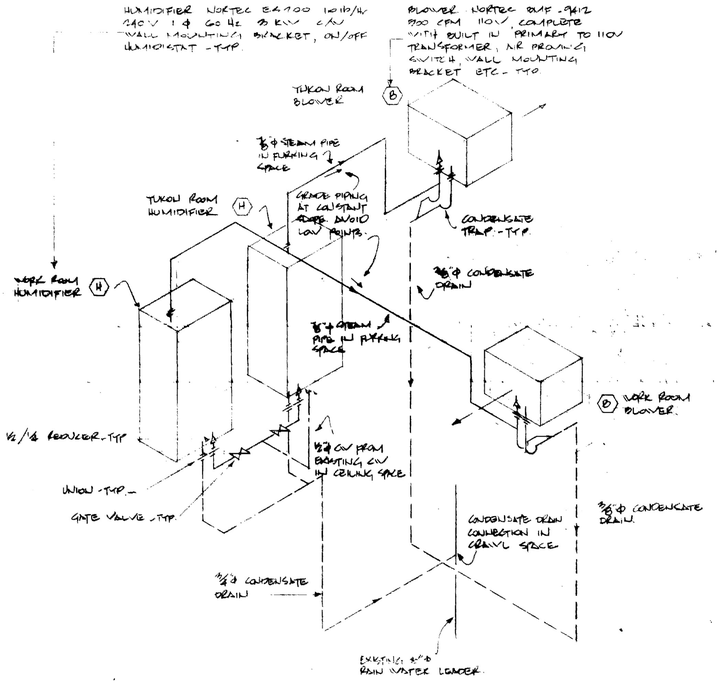

NOTE: ALL PIPING TO BE HIDDEN WHEREVER POSSIBLE

HUMIDIFIER PIPING SCHEMATIC
NTS.

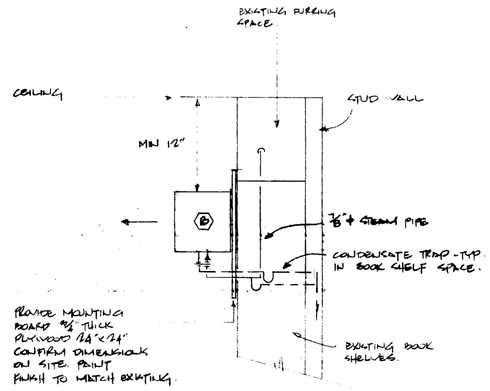

A / M-2 SECTION
NTS

MK	REVISION	DATE
Not authorized for construction unless signed in this space	[signature] Authorized	Feb 1/84 Date

YUKON LIBRARY
WHITEHORSE
YUKON

WORK ROOM & YUKON ROOM HUMIDIFICATION

DESIGNED RW	CHECKED LGF	DATE JAN 18 '84	M-2
DRAWN RW	APPROVED	JOB No. 8390	

0058

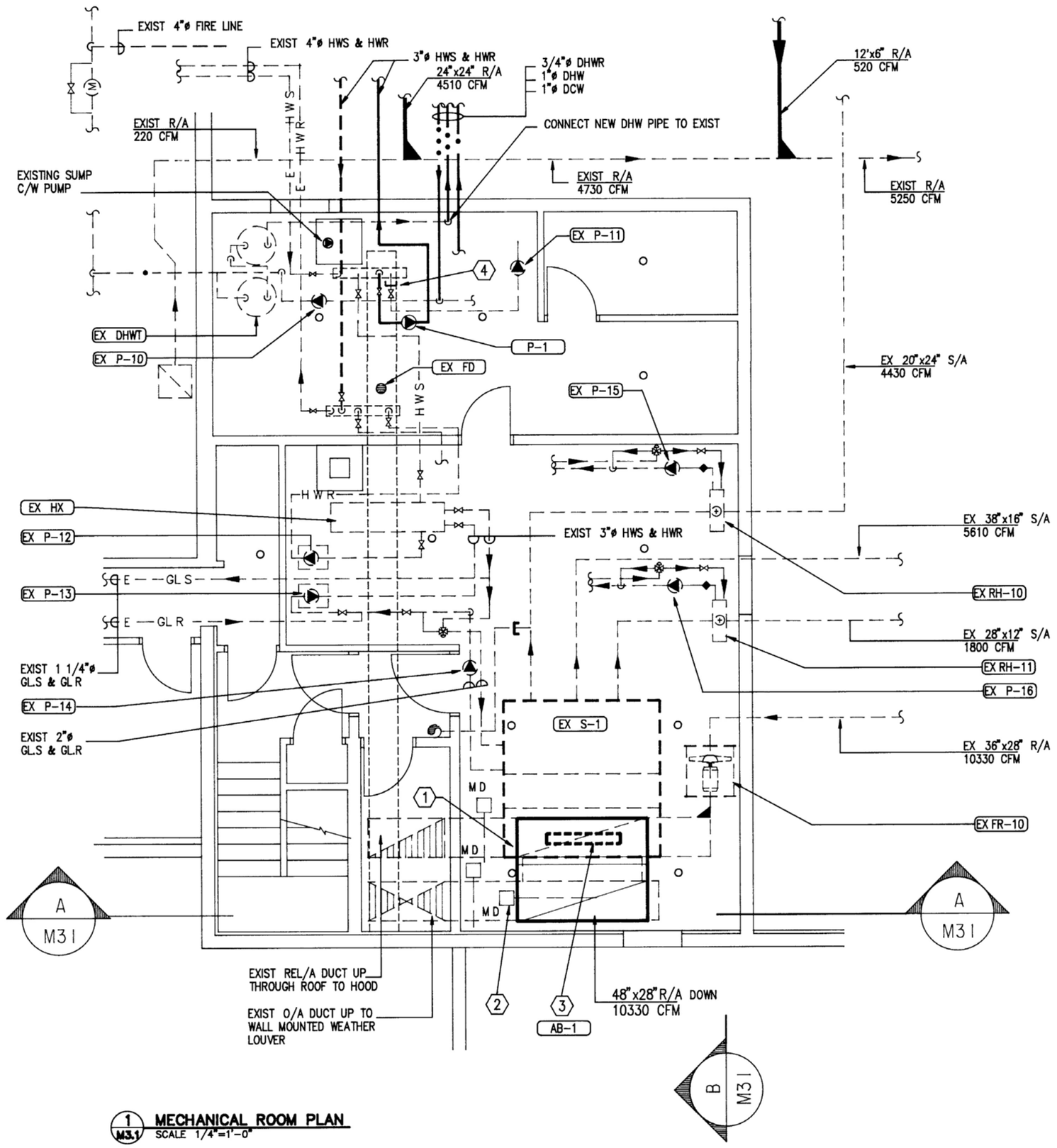

1 M3.1 MECHANICAL ROOM PLAN
SCALE 1/4"=1'-0"

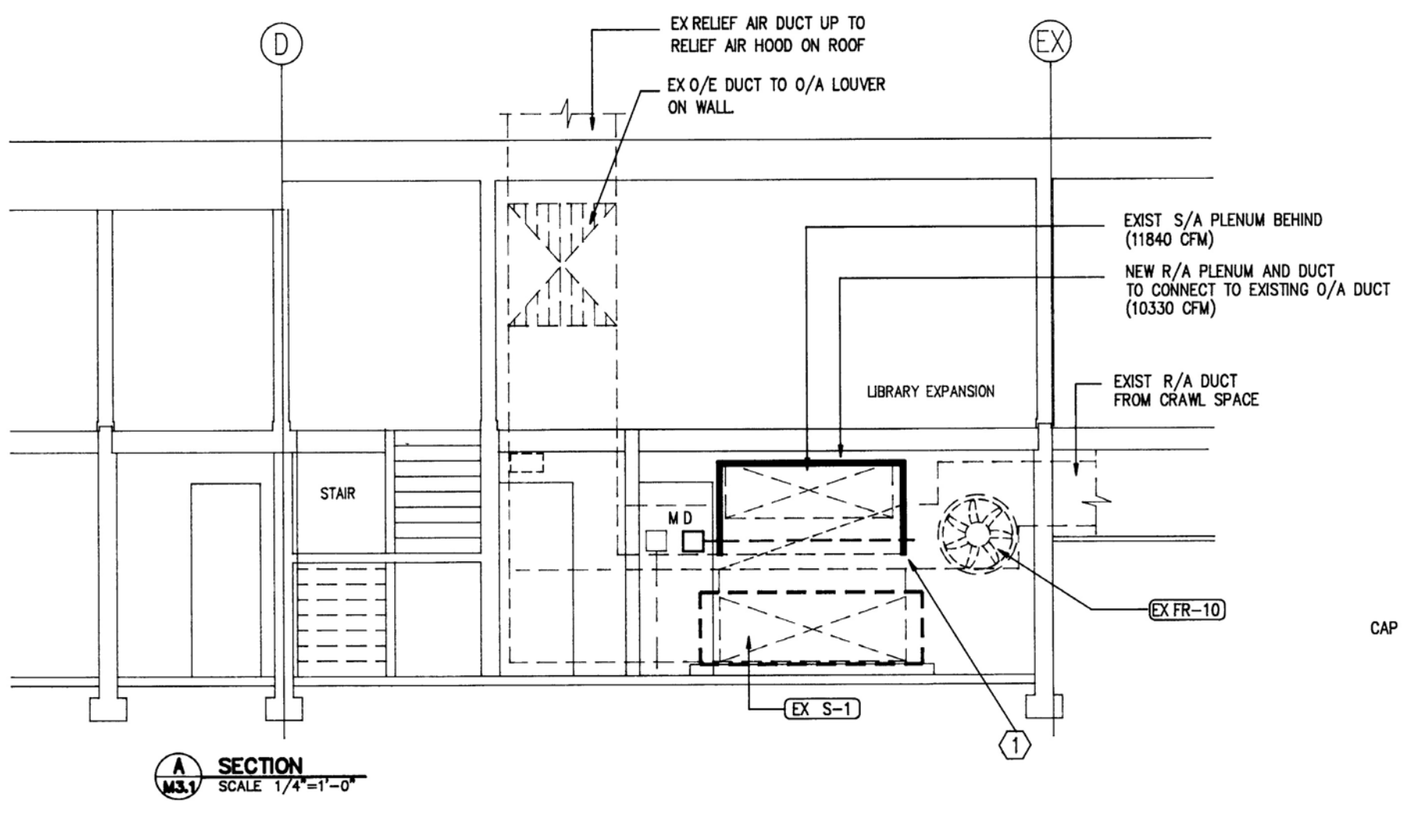

A M3.1 SECTION
SCALE 1/4"=1'-0"

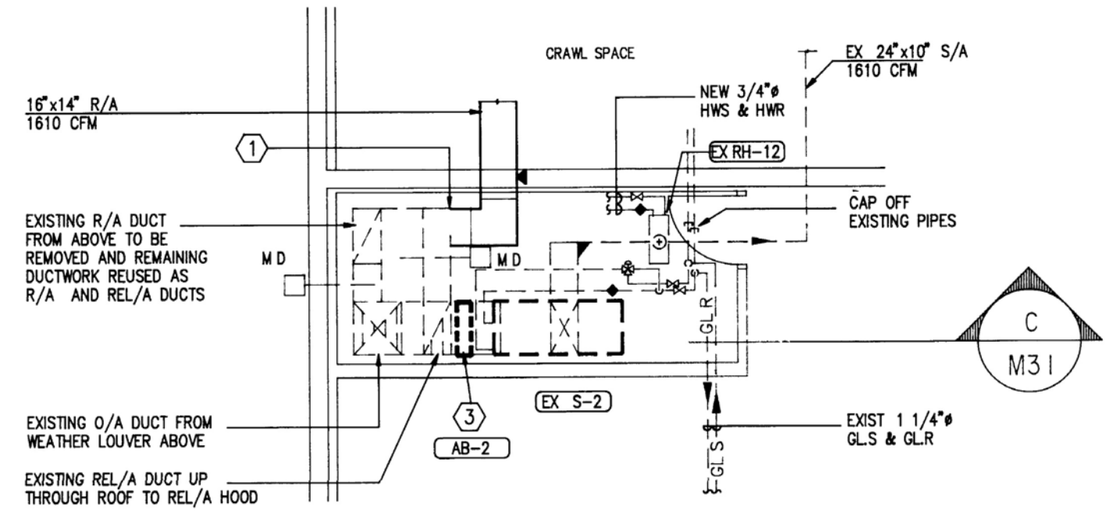

2 M3.1 MECHANICAL ROOM PLAN
SCALE 1/4"=1'-0"

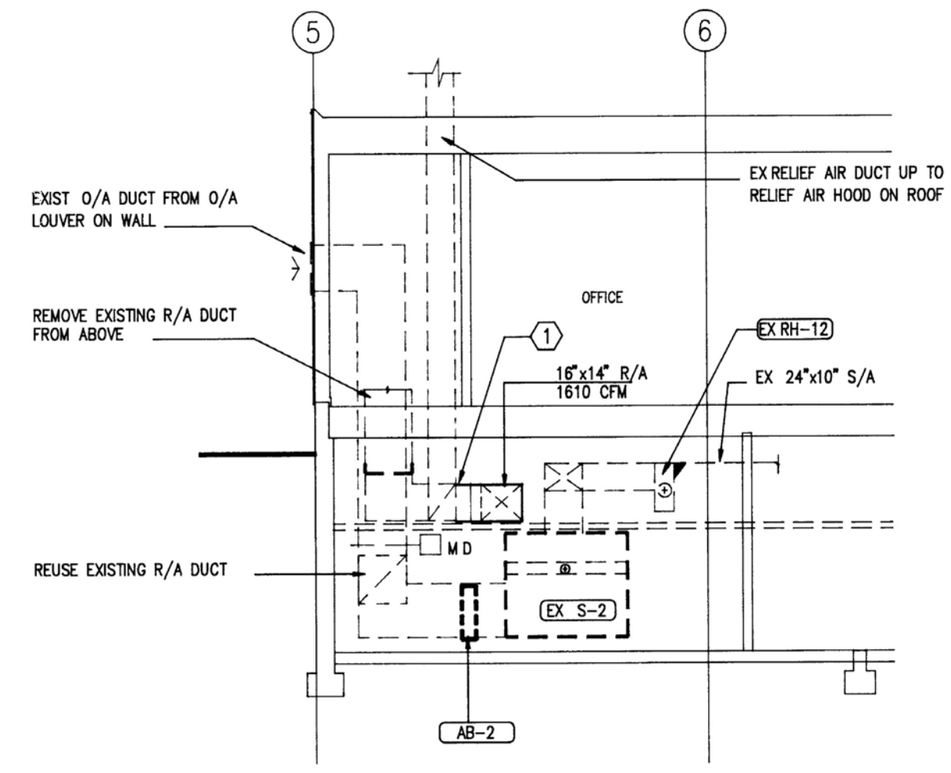

C M3.1 SECTION
SCALE 1/4"=1'-0"

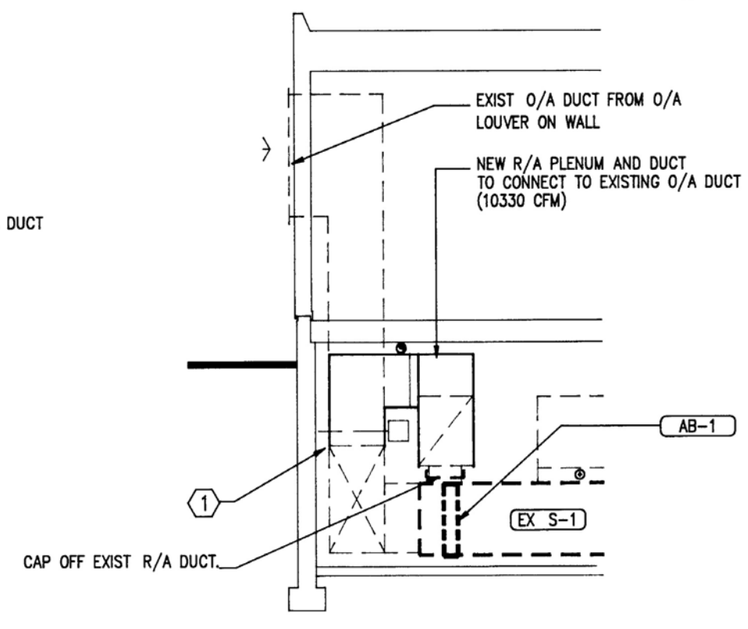

B M3.1 SECTION
SCALE 1/4"=1'-0"

KEYNOTES

1. CONNECT NEW R/A DUCT TO EXISTING OUTSIDE AIR DUCT AND EXIST R/A DUCT
2. NEW MOTORIZED DAMPER
3. INSTALL NEW AIR BLENDER
4. CAP OFF EXISTING PIPE OR DUCT
5.
2.
2.

RAP

ARCHITECTURE o URBAN DESIGN

RAP ARCHITECTURE LTD
#509, 10240 - 124 STREET
EDMONTON ALBERTA CANADA
T5N 3W6

TEL 403 488 2885
FAX 403 482 1333

o

NORTHERN CADWORKS LTD
212 STRICKLAND STREET
WHITEHORSE YUKON CANADA
Y1A 2J8

TEL 403 668 2238
FAX 403 668 2368

LOGO

keen
ENGINEERING CO LTD
Consulting Professional Engineers

103-10235 124 Street, Edmonton
Alberta, Canada T5N 1P9
Phone (403) 482-6921
Fax (403) 482-1236

REV	DATE	DESCRIPTION
4	92 12 21	AS BUILT

CONSULTANTS

STRUCTURAL ENGINEERS
JACOBSEN HAGE ENGINEERS

MECHANICAL ENGINEERS
KEEN ENGINEERING LTD

ELECTRICAL ENGINEERS
TWS ENGINEERING LTD

SEALS

REGISTERING

Alterations to: Whitehorse Public Library

Yukon Government Services
Building Number 1-259

2071 Second Avenue
Whitehorse, Yukon

DRAWING

Mechanical Rooms

PLANS AND SECTIONS
As Built

COPYRIGHT
Copyright reserved. This drawing and design is and at all times remains the exclusive property of RAP Architecture Ltd. and shall not be used without the Architect's consent in writing.

The contractor shall check and verify all dimensions and report all errors & omissions to the Architect in writing. Do not scale this drawing. This drawing shall not be used for construction or Building Permit purposes until sealed and signed.

SCALE	DRAWN	CHKD
1/4"=1'-0"	EK	CJ

PROJECT NUMBER
9008

DATE
90 12 12

4 **M3.1**

51.1328.

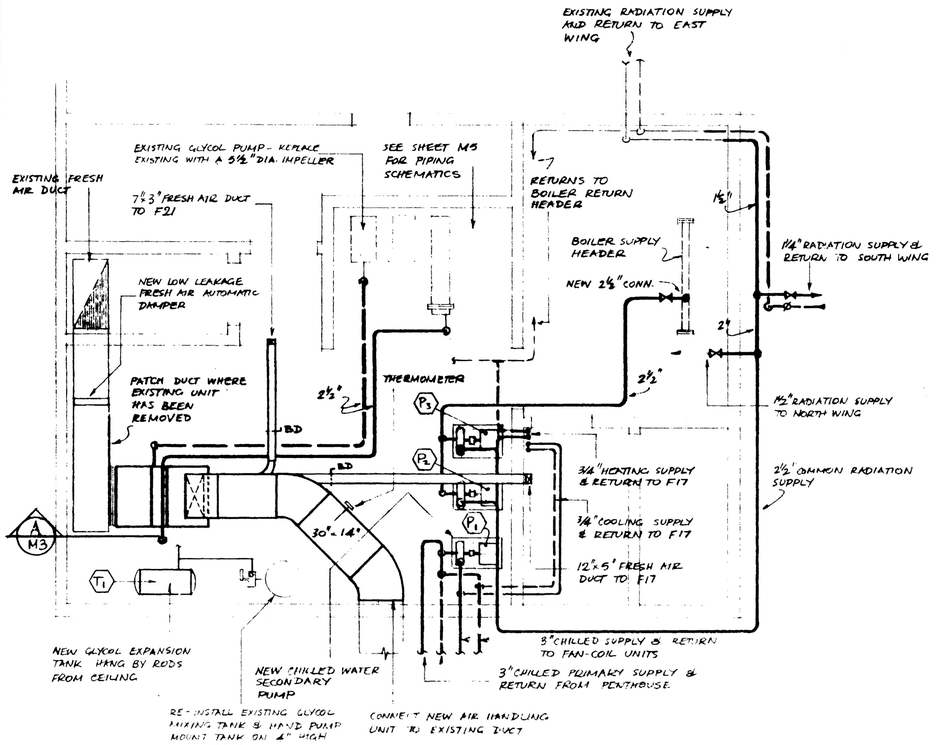

MECHANICAL ROOM PLAN
SCALE ¼" = 1'0"

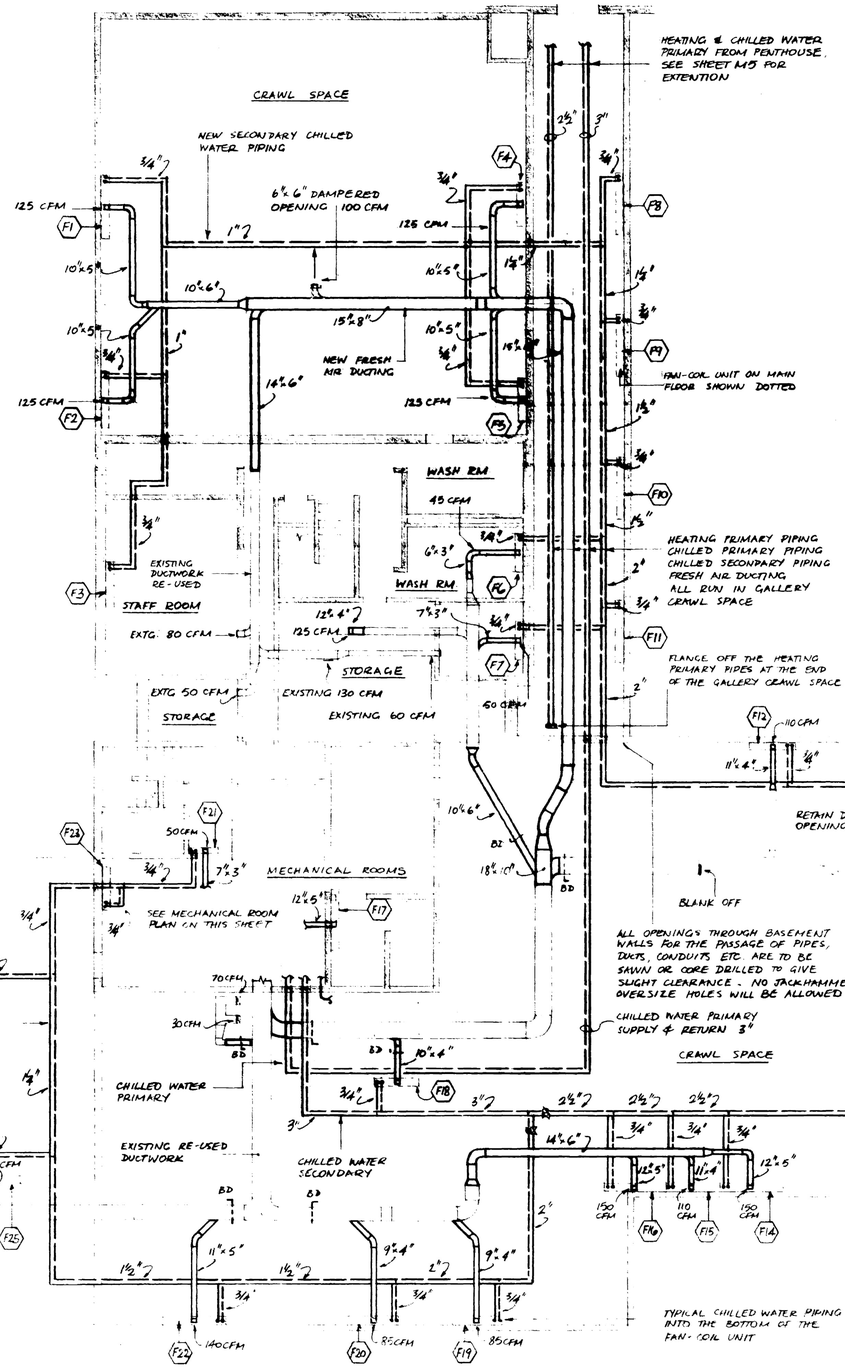

BASEMENT & CRAWL SPACE PLAN
SCALE ½" = 1'0"

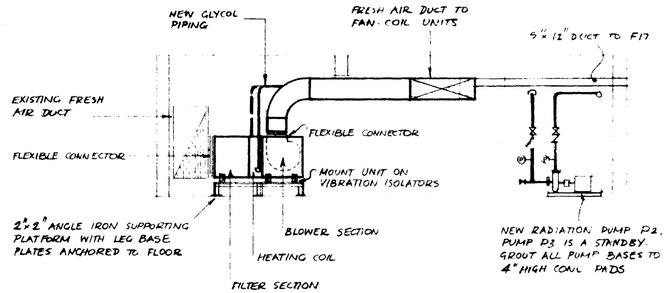

SECTION A/M3
½" = 1'0"

NEW PIPING
EXISTING DUCT
NEW DUCT
BD BALANCING DAMPER
FC FAN-COIL ON MAIN FLOOR

N

MK	REVISION	DATE

Not authorized for construction unless signed in this space

Authorized Date

YUKON REGIONAL LIBRARY & ARCHIVES, WHITEHORSE, YT
ADDITION OF COOLING

BASEMENT LEVEL - ADDITIONS

DESIGNED	CHECKED	DATE 73-02-28	M3 OF 5
DRAWN	APPROVED	JOB No. 77/50	

NEW FLOOR REGISTER

NEW FAN-COIL UNIT

EXISTING RETAINED PIPING

NEW HEATING PIPING

(T)F30 PNUEMATIC ROOM THERMOSTAT SERVING UNIT F30

NOTE THAT EXISTING HEATING UNITS THAT ARE NOT SHOWN TO BE REMOVED ARE TO REMAIN HOOKED INTO THE EXISTING PIPING AND ARE TO BE IN FULL WORKING ORDER

EXISTING PIPING SHOWN IN LIGHT LINE

WORK AREA

EXISTING CRAWL SPACE PIPING

GALLERY

TYPICAL @ CAP OFF UN-USED PIPING BRANCHES

REMOVE RELIEF CONE, INSTALL 2" THICK ROOFMATE THAT INTO CURB OPENING. BOARD OVER TOP OF CURB USING 3/4" PLYWOOD. WEATHERPROOF WITH TAR & FELTS OVER PLYWOOD

REMOVE WEATHER LOUVRE, INSTALL 2" THICK ROOFMATE TIGHT FITTING INTO OPENING, PAINT ROOFMATE BLACK & REPLACE WEATHER LOUVRE

EXISTING PIPING ABOVE BASEMENT CEILING

FILM REWIND

DIRECTOR

NEW 12"x4" REGISTER

NOTE REMOVE CENTRE SHELF BAY TO MAKE ROOM FOR FAN-COIL UNIT ON BACK WALL. SPREAD RACKS APART TO GIVE CLEARANCE

WHERE APPLICABLE, BREAK INTO EXISTING MAINS WITH NEW BRANCH PIPES

WHERE APPLICABLE EXTEND EXISTING BRANCH PIPES TO NEW FAN-COIL UNITS

RECEIVING

WHERE EXISTING TEES ARE NOT RE-USED, PLUG OFF

MOVE RACK OVER TO ALLOW FAN-COIL CLEARANCE

WORK ROOM

YUKON ROOM

EXISTING HEATING PIPING IN CRAWL SPACE

NEW HEATING PIPING IN CRAWL SPACE

FILM LIBRARIAN

MECHANICAL ROOM BELOW SHOWN CROSS HATCHED

READING ROOM

NEW HEATING CIRCUIT IN CRAWL SPACE BELOW READING ROOM

REGISTRAR

GENERAL

RECEPTION

ARCHIVIST

SECRETARY

MEETING ROOM

ART GALLERY

EXACT LOCATION OF EXISTING BRANCH TEES TO BE SITE DETERMINED

N

MAIN FLOOR PLAN
SCALE 1/8" = 1 FOOT

MK	REVISION	DATE

Not authorized for construction unless signed in this space

Authorized Date

YUKON REGIONAL LIBRARY & ARCHIVES, WHITEHORSE YT
ADDITION OF COOLING

MAIN FLOOR - ADDITIONS

DESIGNED	CHECKED	DATE 78-02-28	M4 OF 5
DRAWN	APPROVED	JOB No. 77150	

1900

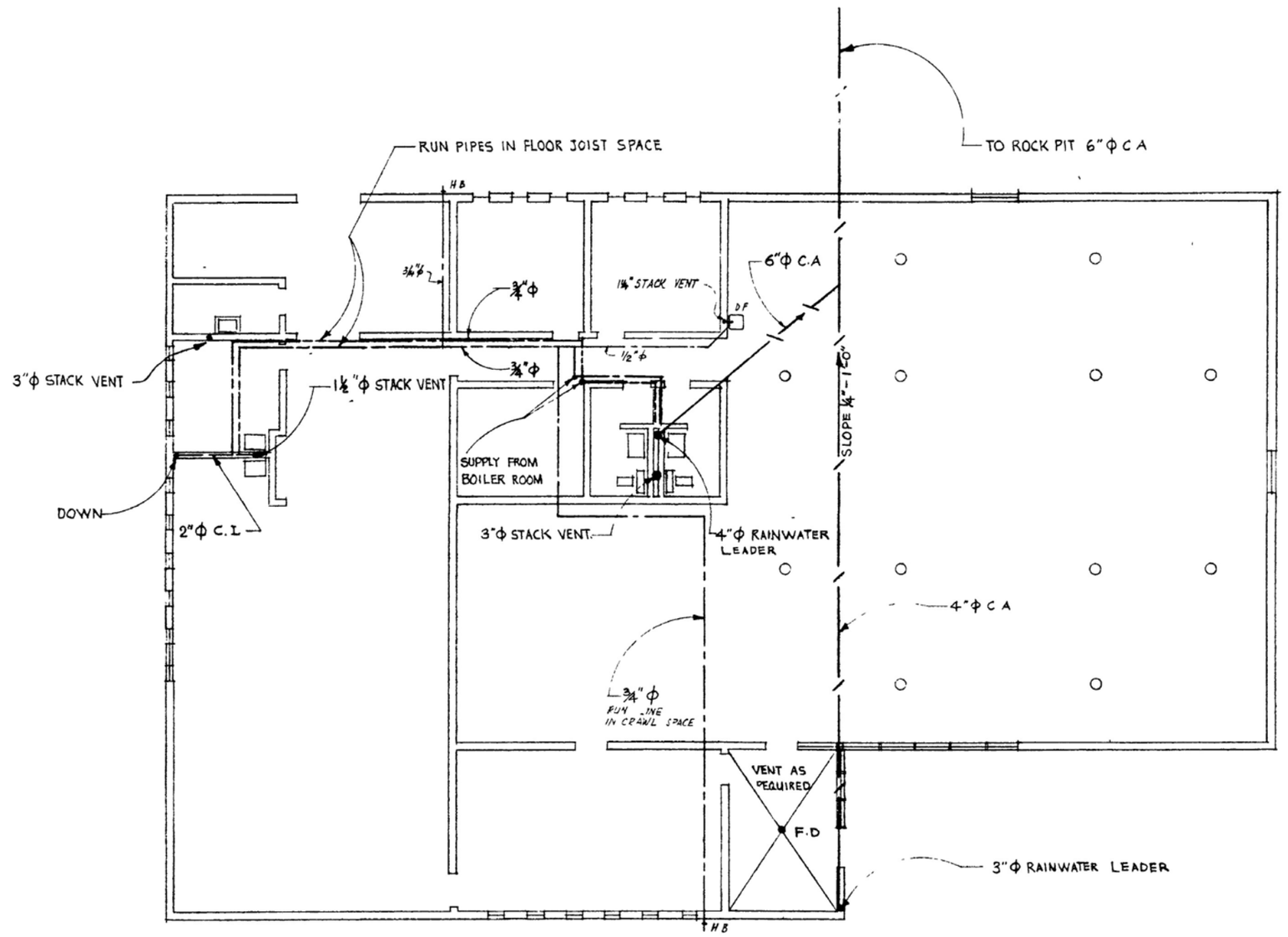

MAIN FLOOR PLAN

SCALE 1/8" = 1'-0"

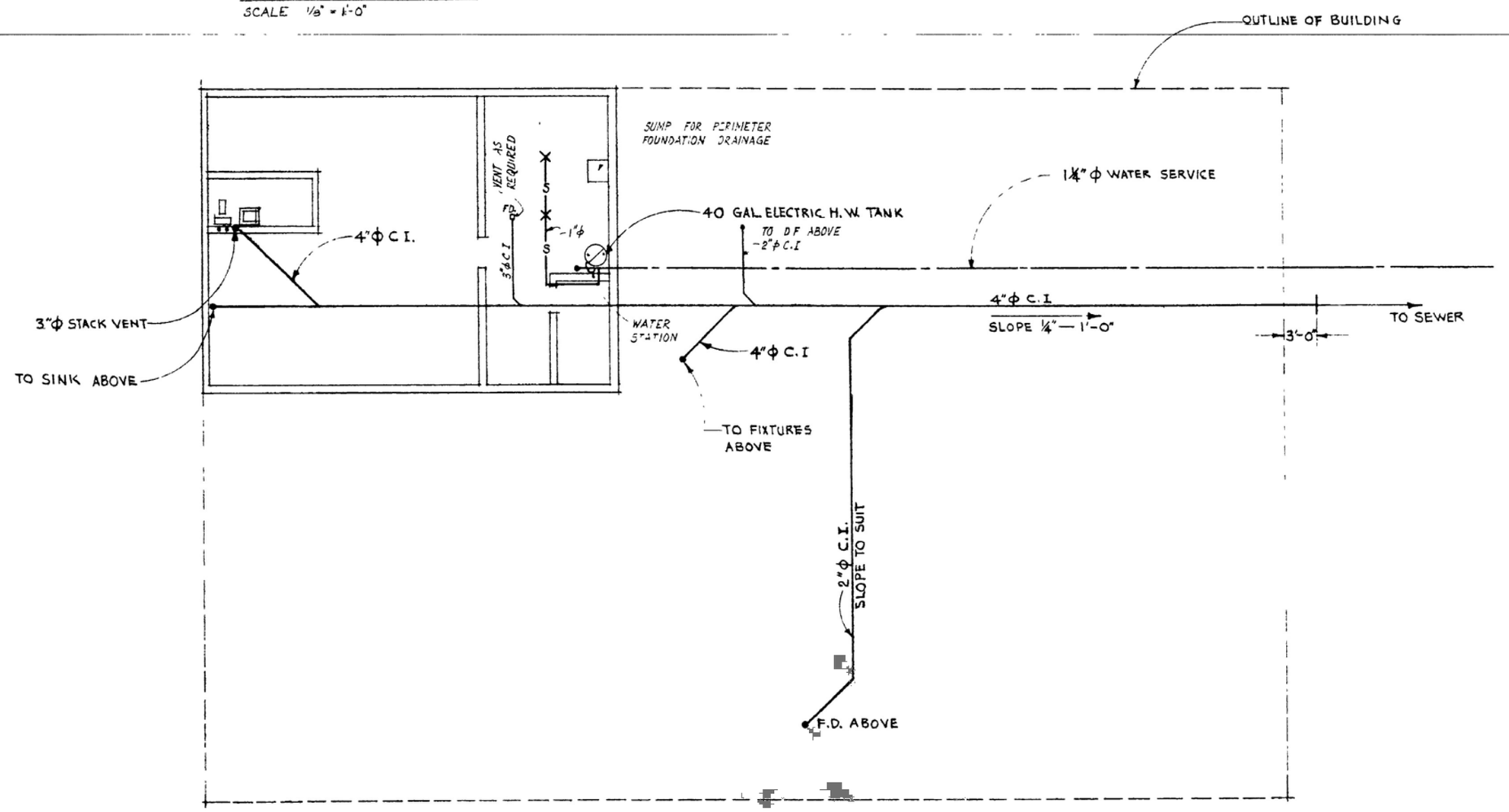

BASEMENT FLOOR PLAN

SCALE 1/8" = 1'-0"

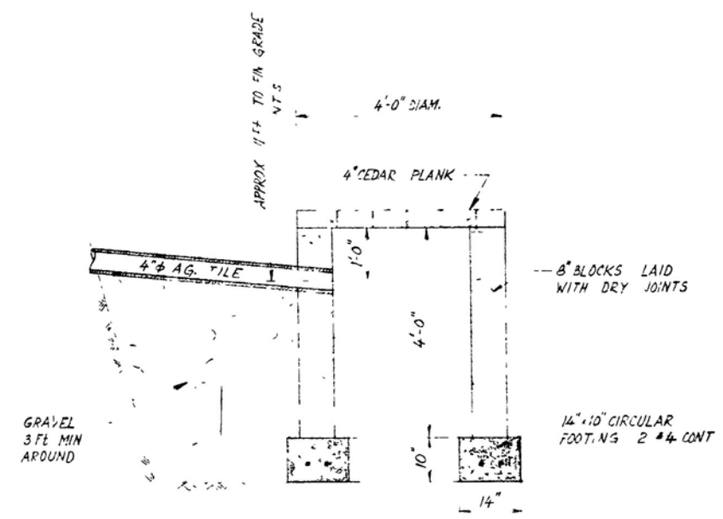

SOAK AWAY PIT DETAIL

FOR LOCATION SEE A-1

SCALE 1/2" = 1'-0"

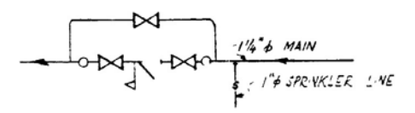

DIAGRAM OF WATER STATION

LEGEND

- STORM SEWER
- SANITARY SEWER
- COLD WATER
- HOT WATER
- S — S — SPRINKLER LINE

PLUMBING DRAWING

YUKON REGIONAL LIBRARY FOR THE GOVERNMENT OF THE YUKON TERRITORY WHITEHORSE, Y.T.

McCARTER, NAIRNE & PARTNERS
ARCHITECTS AND CONSULTING ENGINEERS
1930 MARINE BUILDING VANCOUVER 1, B.C.

DRAWN	EL
CHECKED	
DATE	
JOB NO.	1904
SHEET No.	P-1

Association of Professional Engineers of the Yukon Territory
F. H. SWERDFEGER
CIVIL ENGINEER

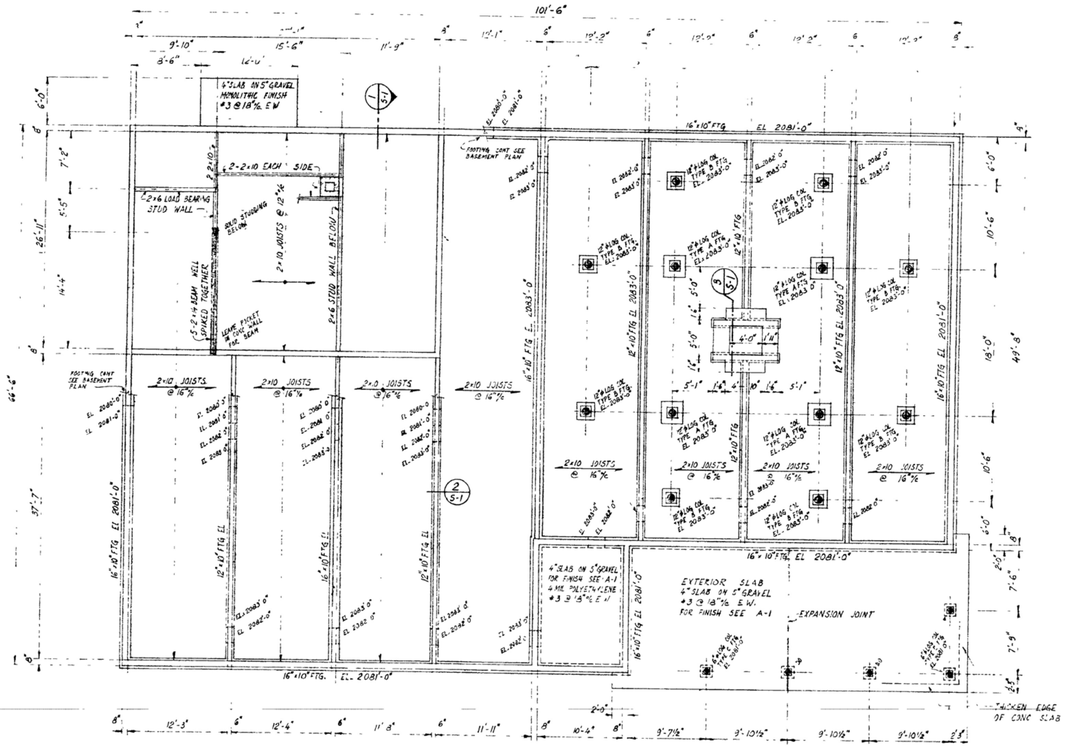

MAIN FLOOR FRAMING AND FOUNDATION PLAN
SCALE 1/8" = 1'-0"

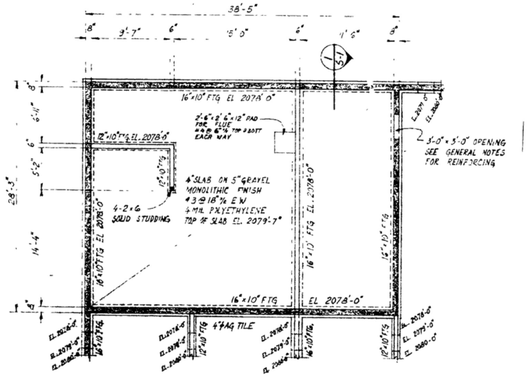
38'-5"
16"x10" FTG EL 2078'-0"
2'-6"x 6"x12" PAD TYP. SIZE #4@ 12"c/c TOP & BOTT EACH WAY
2'-10"x10" EL 2078'-0"
4" SLAB ON 5" GRAVEL MONOLITHIC FINISH #3 @ 18"c/c E.W. 6 MIL POLYETHYLENE TOP OF SLAB EL 2079'-7"
4-2x6 SOLID STUDDING
16"x10" FTG EL 2078'-0"
3'-0"x 3'-0" OPENING SEE GENERAL NOTES FOR REINFORCING
#4@ 12" TIE
#4 @ 12" TIE
#4 @ 12" TIE
#4 @

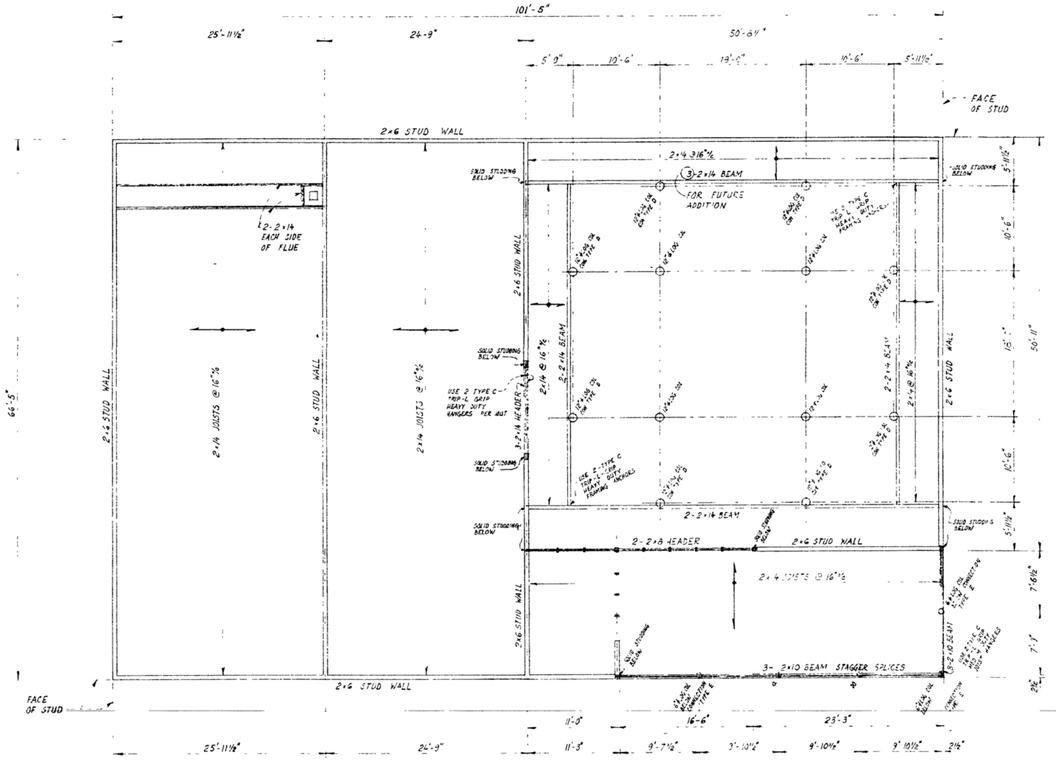

LOWER ROOF FRAMING PLAN.
SCALE 1/8" = 1'-0"

NOTE
ALL STUD WALLS SHOWN ON PLAN ARE LOAD BEARING WALLS

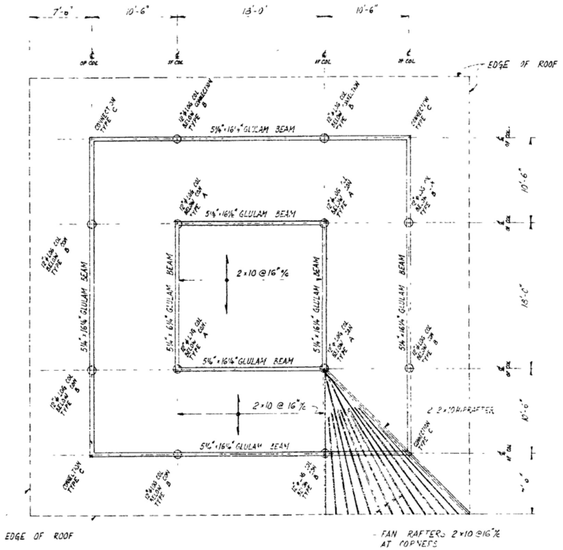

UPPER ROOF FRAMING PLAN
SCALE 1/8" = 1'-0"

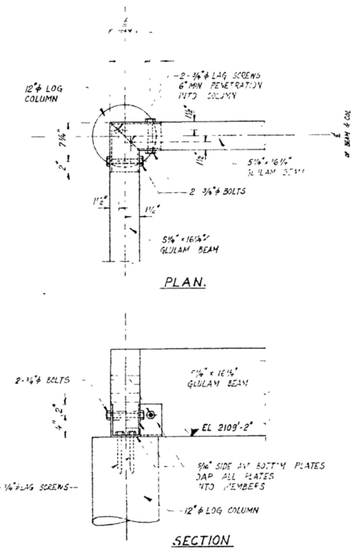

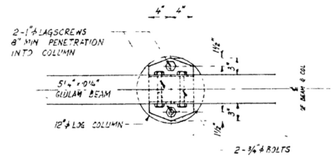

PLAN

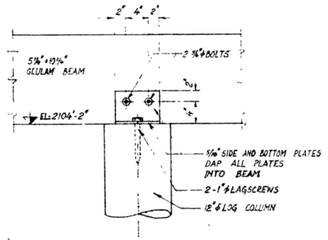

ELEVATION
CONNECTION TYPE 'B'
SCALE 1"=1'-0"

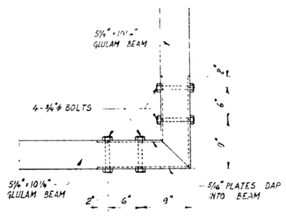

PLAN

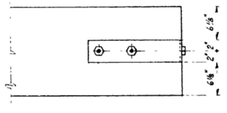

ELEVATION
CONNECTION TYPE 'C'
SCALE 1"=1'-0"

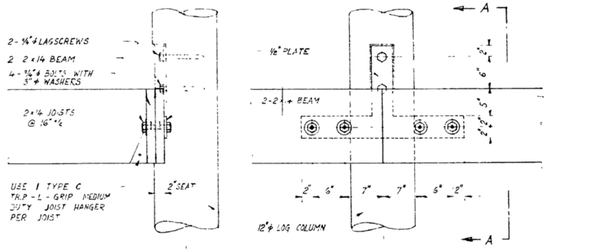

SECTION A-A

ELEVATION.

CONNECTION TYPE 'D'
SCALE 1"=1'-0"

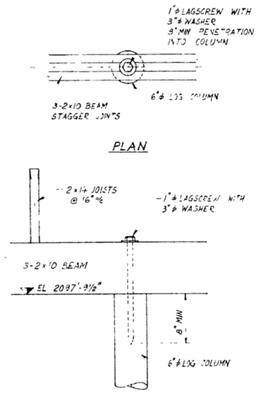

ELEVATION
CONNECTION TYPE 'E'
SCALE 1"=1'-0"

ROOF PLAN AND DETAILS.

YUKON REGIONAL LIBRARY FOR THE GOVERNMENT OF THE YUKON TERRITORY WHITEHORSE Y.T.

McCARTER, NAIRNE & PARTNERS
ARCHITECTS AND CONSULTING ENGINEERS
1930 MARINE BUILDING VANCOUVER 1, B.C.

DRAWN
CHECKED
DATE
JOB No. 1804
SHEET No. S-2

Association of Professional Engineers of the Yukon Territory
J. H. SWERDFEGER
CIVIL ENGINEER

0064

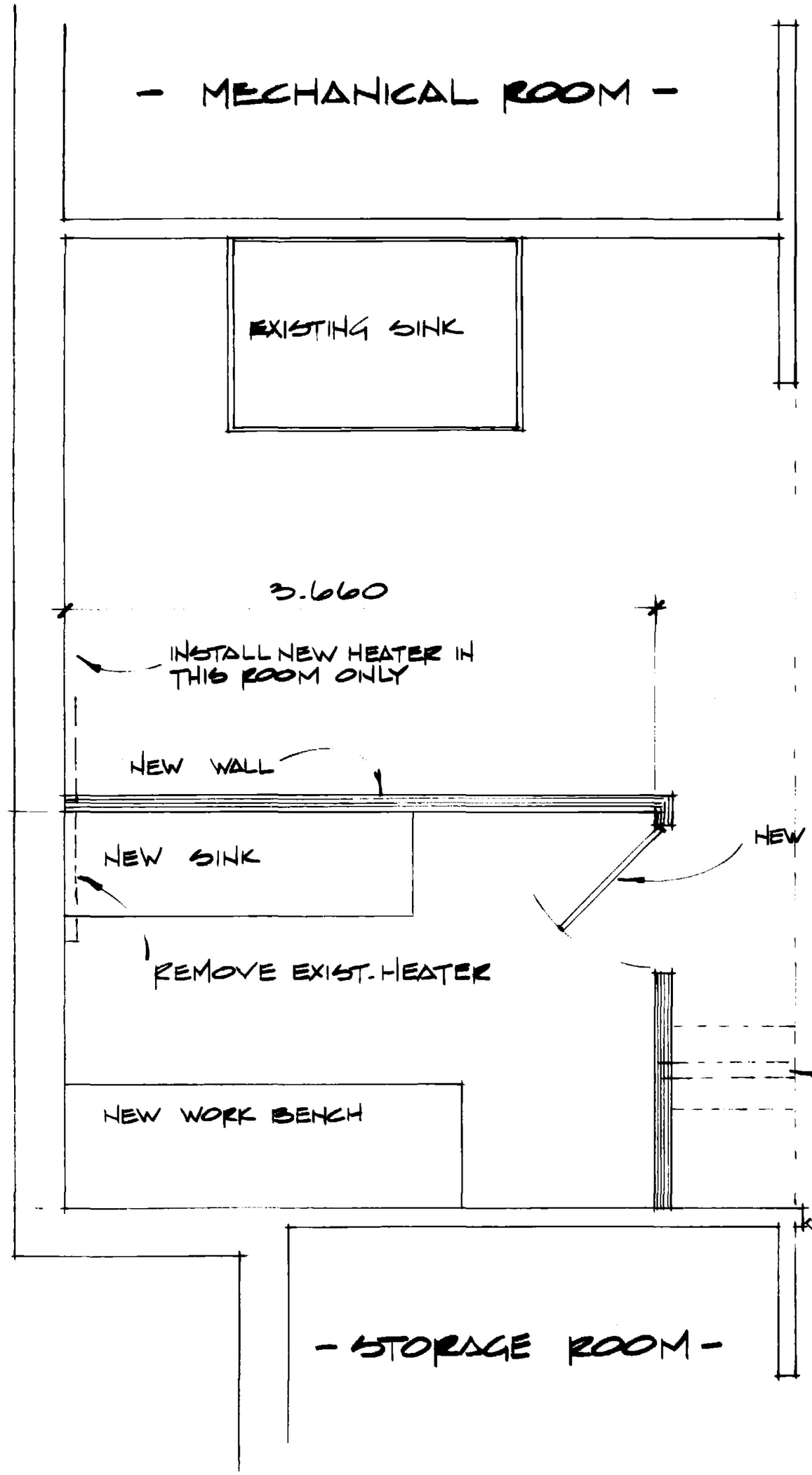

EXTEND FRESH AIR VENT FROM DROPPED CEILING IN HALL AREA INTO NEW DARK ROOM. BOX IN MECH. TO MATCH EXIST. FINISH.

LEGEND

INDICATES NEW CONSTRUCTION

INDICATES EXIST. WALLS

BLDG. NUMBER 1-220

SK-

PROJECT

RENOVATIONS FOR DARK ROOM WHITEHORSE LIBRARY

DRAWING TITLE

FLOOR PLAN

SCALE : 1 : 50

DATE : SEPT. / 07

DRAWN : W.K.G.

CHECKED : J.G.

NOTES :

Yukon
Government Services
Public Works Branch

19 1-228

KLB - 17154

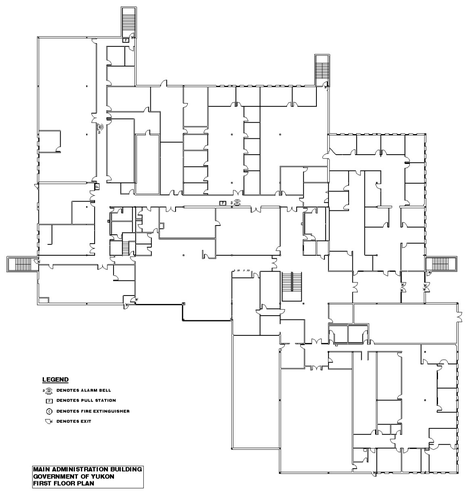

LEGEND

- DENOTES ALARM BELL
- DENOTES PULL STATION
- DENOTES FIRE EXTINGUISHER
- DENOTES EXIT

MAIN ADMINISTRATION BUILDING
GOVERNMENT OF YUKON
FIRST FLOOR PLAN

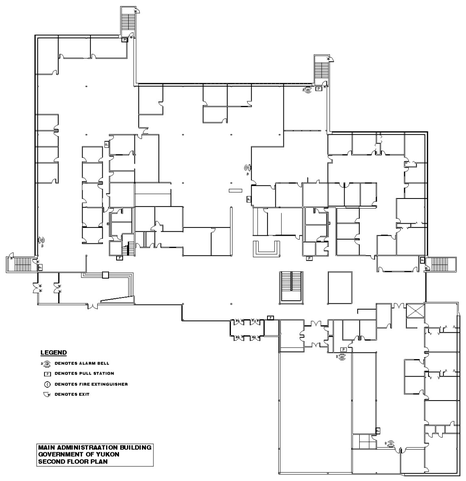

LEGEND

- DENOTES ALARM BELL
- DENOTES PULL STATION
- DENOTES FIRE EXTINGUISHER
- DENOTES EXIT

MAIN ADMINISTRAATION BUILDING
GOVERNMENT OF YUKON
SECOND FLOOR PLAN

LEGEND

- DENOTES ALARM BELL
- DENOTES PULL STATION
- DENOTES FIRE EXTINGUISHER
- DENOTES EXIT

MAIN ADMINISTRATION BUILDING
GOVERNMENT OF YUKON
THIRD FLOOR PLAN

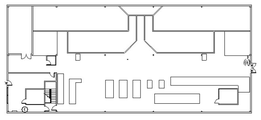

LEGEND

- DENOTES ALARM BELL
- DENOTES PULL STATION
- DENOTES FIRE EXTINGUISHER
- DENOTES EXIT

MAIN ADMINISTRATION BUILDING
GOVERNMENT OF YUKON
PENTHOUSE FLOOR PLAN

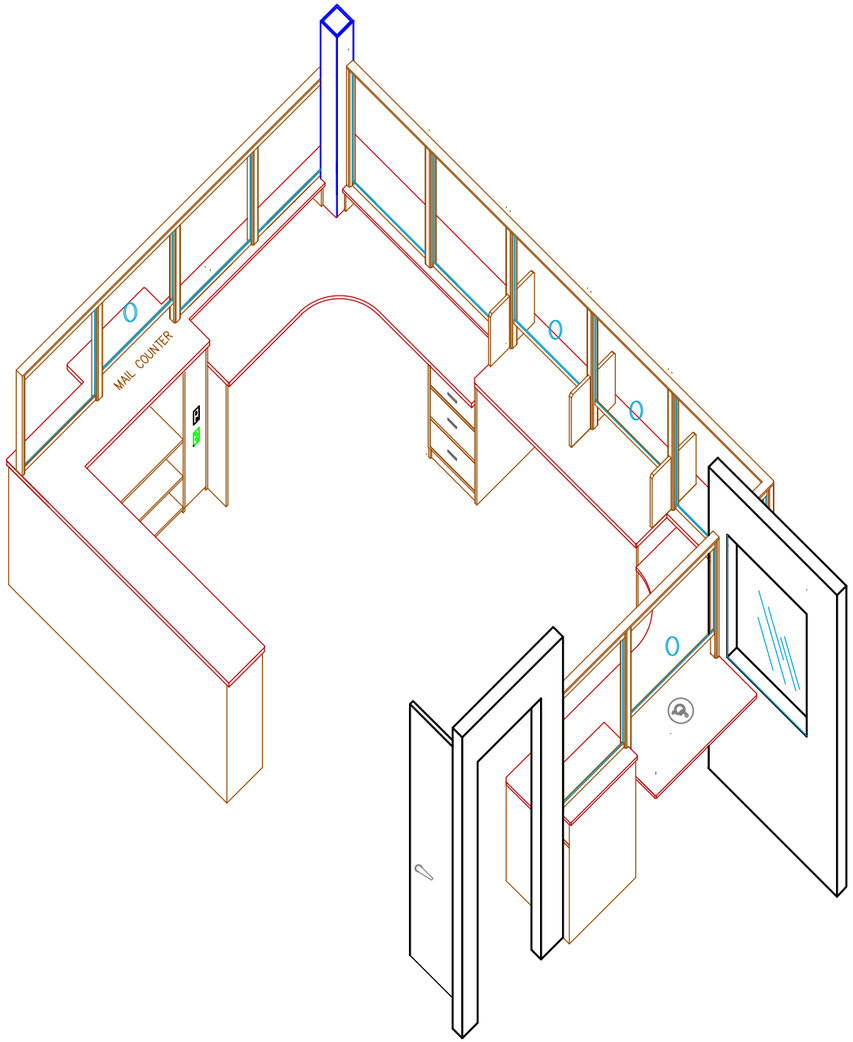

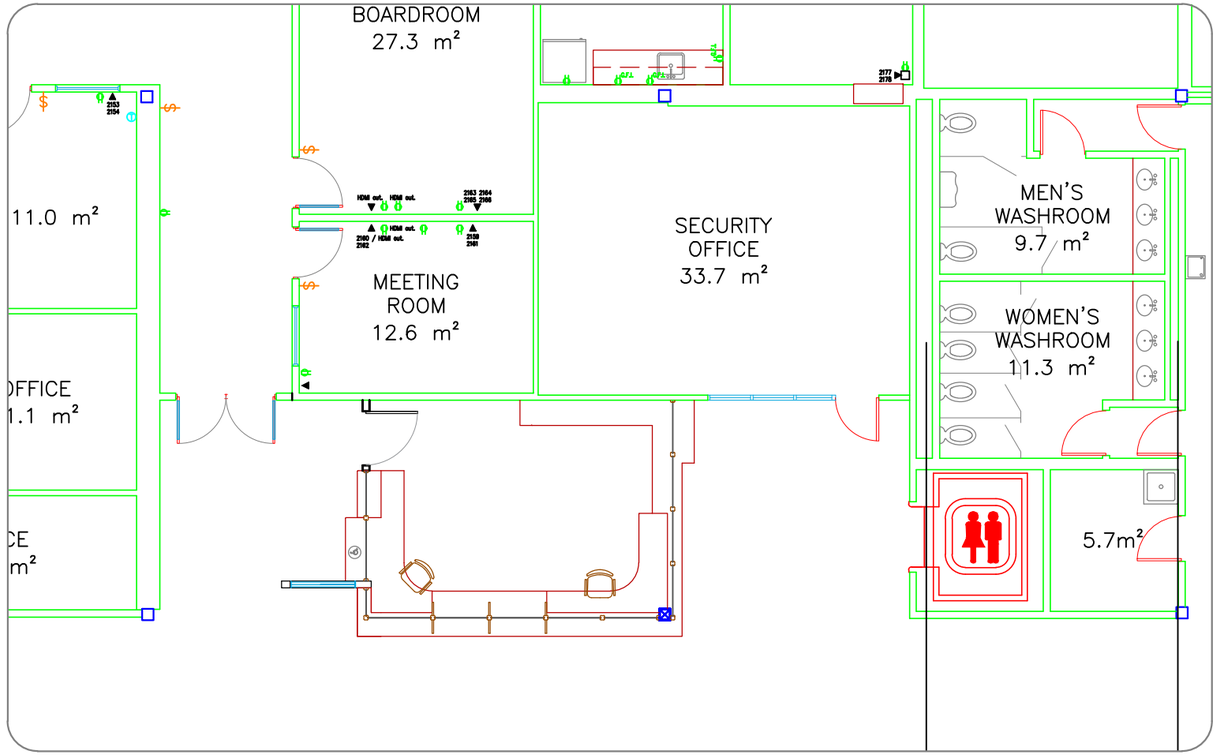

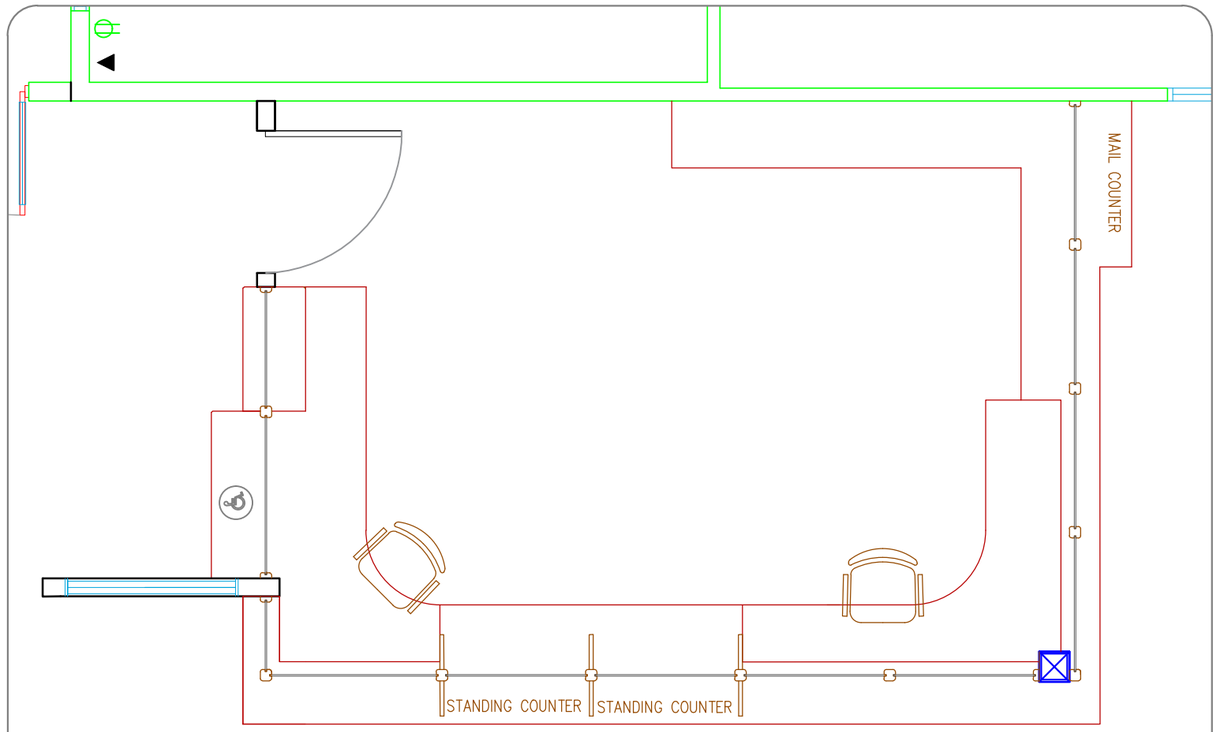

NOTES/REFERENCE DRAWINGS

LEGEND

- EXISTING INTERIOR WALL
- EXISTING EXTERIOR WALL
- GLAZING
- WORKSTATION
- BULKHEAD
- DOOR
- EXISTING CONNECTION (INCLUDES ELECTRICAL AND/OR VOICE-DATA) — V/D
- DEDICATED LIGHT SWITCH — $

ALL UNITS ARE IN MILLIMETERS UNLESS SPECIFIED

REVISIONS & ISSUES

NO	dd/mm/yy	DESCRIPTION	BY
00	01/04/20	FOR COMMENTS	VW

DRAWN VW
CHK'D –
SCALE NTS

Yukon
Highways and Public Works
Property Management Division

BLDG # 1259
MAIN ADMINISTRATION BUILDING

2071 SECOND AVENUE
WHITEHORSE, YT

2nd FLOOR PLAN:
INQUIRY DESK – OPT 3

Sheet 1 OF 1

REV. 00

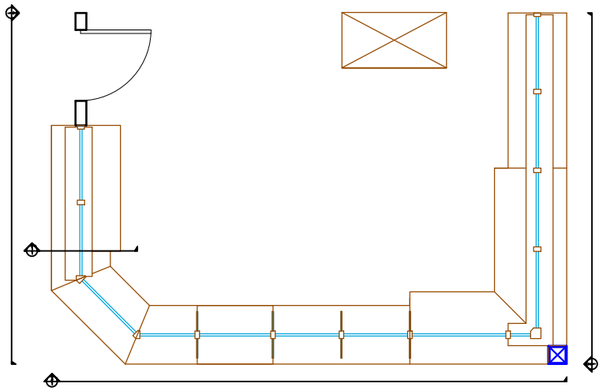

1/1 DESK

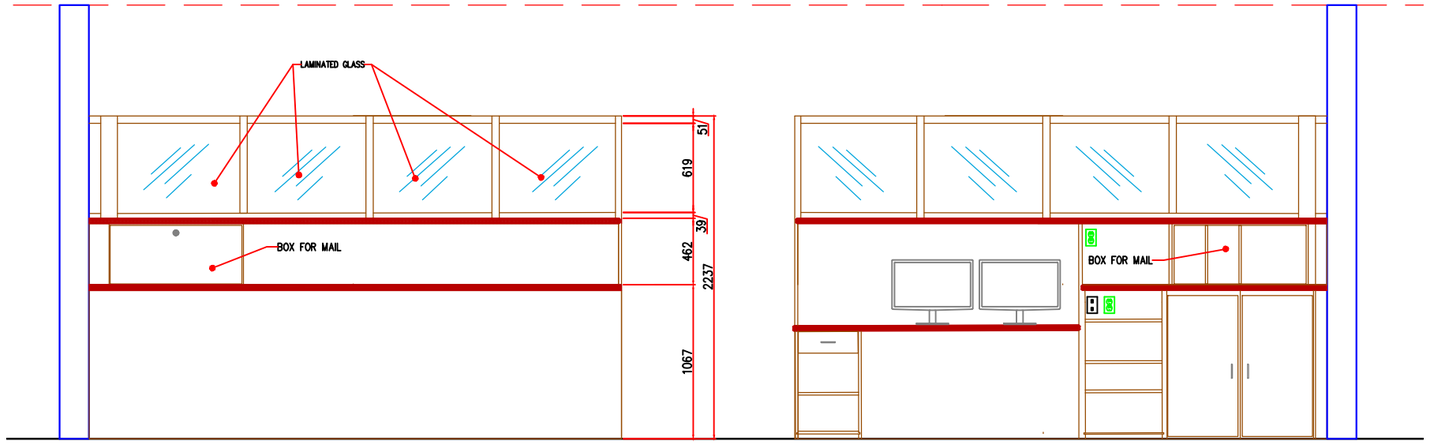

1/1 FRONT DESK

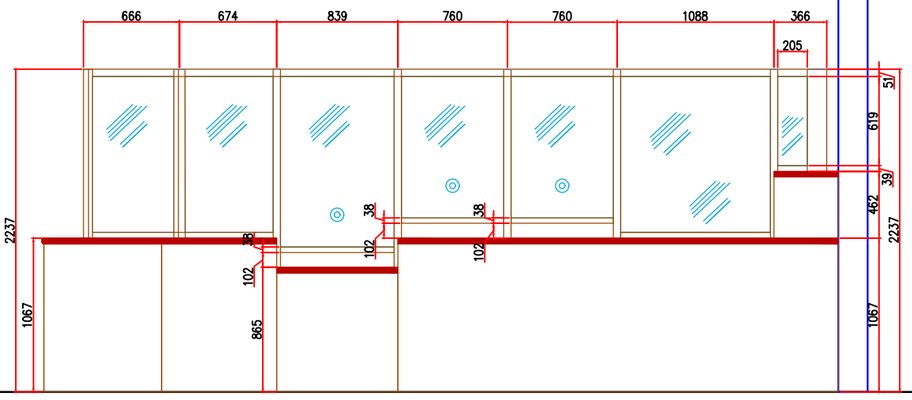

3/1 FRONT DESK

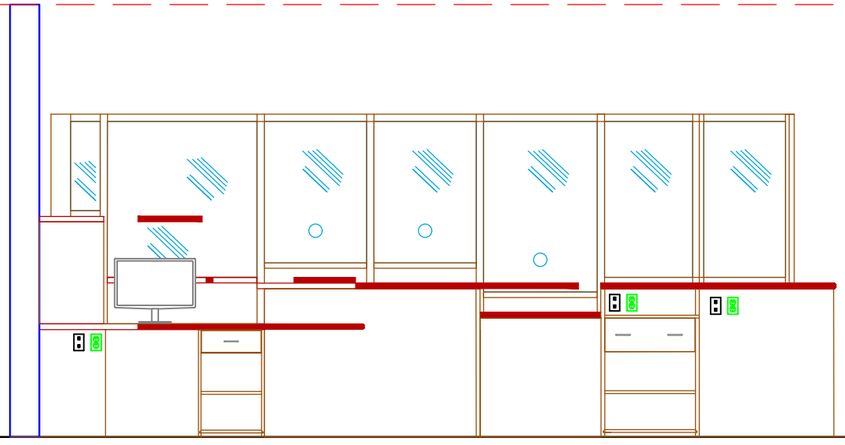

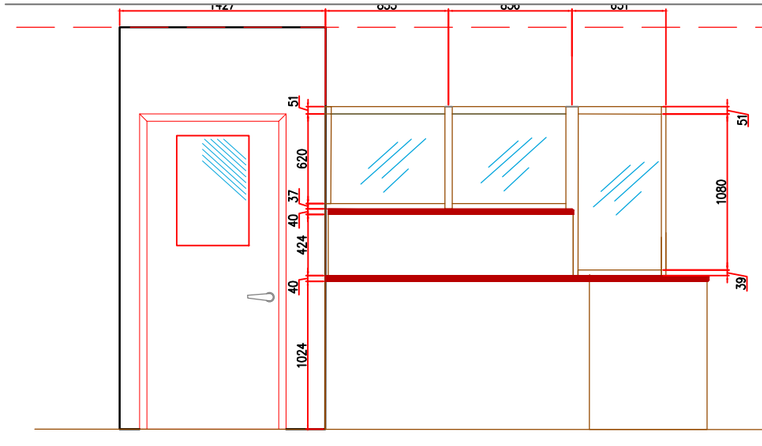

4/1 FRONT DESK

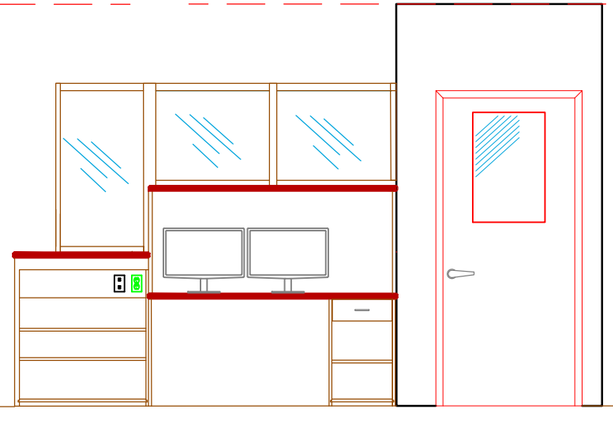

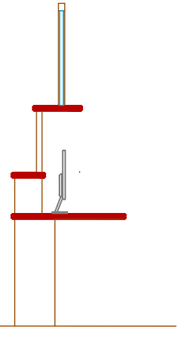

1/1 COMPUTER CUPBOARD SECTION

NOTES/REFERENCE DRAWINGS

LEGEND

- EXISTING INTERIOR WALL
- EXISTING EXTERIOR WALL
- GLAZING
- WORKSTATION
- BULKHEAD
- ACOUSTIC INSULATION
- EXISTING DOOR
- EXISTING CONNECTION (INCLUDES ELECTRICAL AND/OR VOICE-DATA) — V/D
- DEDICATED LIGHT SWITCH — $
- WASHROOMS
- VERTICAL PENETRATION
- ENTRYWAY
- MECHANICAL
- EXECUTIVE COUNCIL OFFICES
- PUBLIC SERVICE COMMISSION
- HIGHWAYS & PUBLIC WORKS
- LEGISLATURE

ALL UNITS ARE IN MILLIMETERS UNLESS SPECIFIED

REVISIONS & ISSUES

NO	dd/mm/yy	DESCRIPTION	BY
00	12/02/20	FOR COMMENTS	–

DRAWN	VW	SCALE	NTS
CHK'D	–		

Yukon
Highways and Public Works
Property Management Division

BLDG # 1259
MAIN ADMINISTRATION BUILDING

2071 SECOND AVENUE
WHITEHORSE, YT

2nd FLOOR PLAN EAST SIDE:

MASTER

Sheet 1 OF 1

REV. 00

DEMOLITION

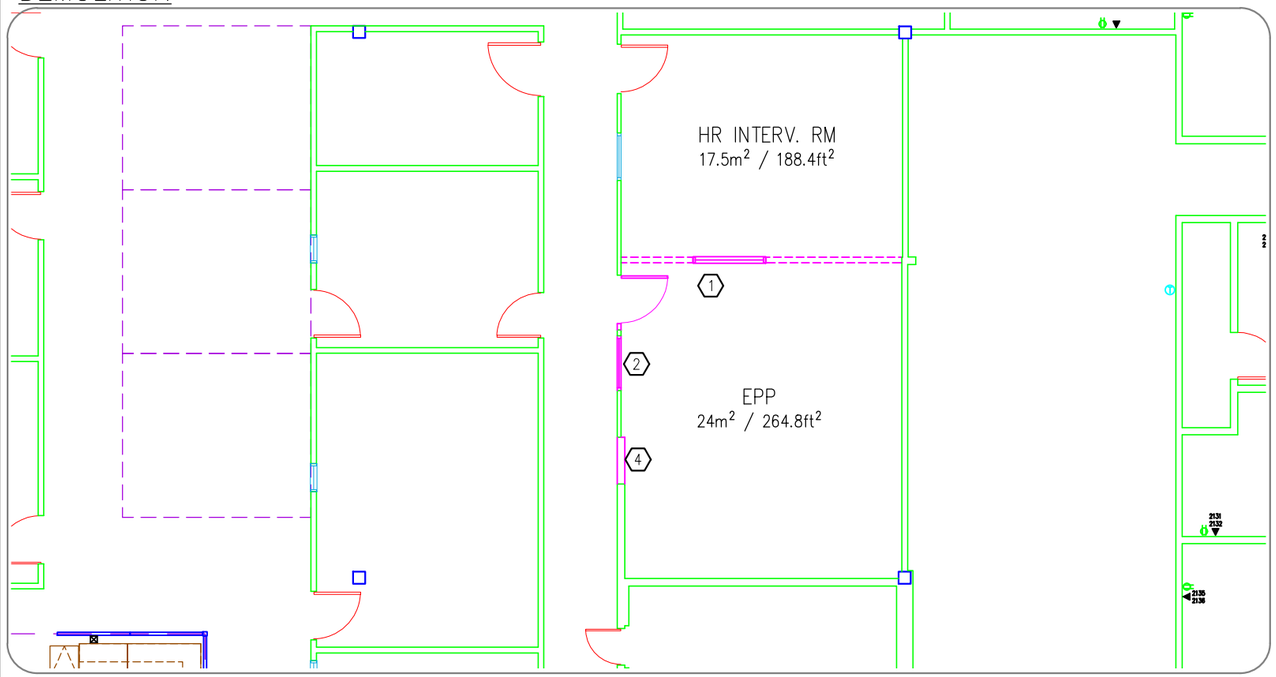

KEY PLAN

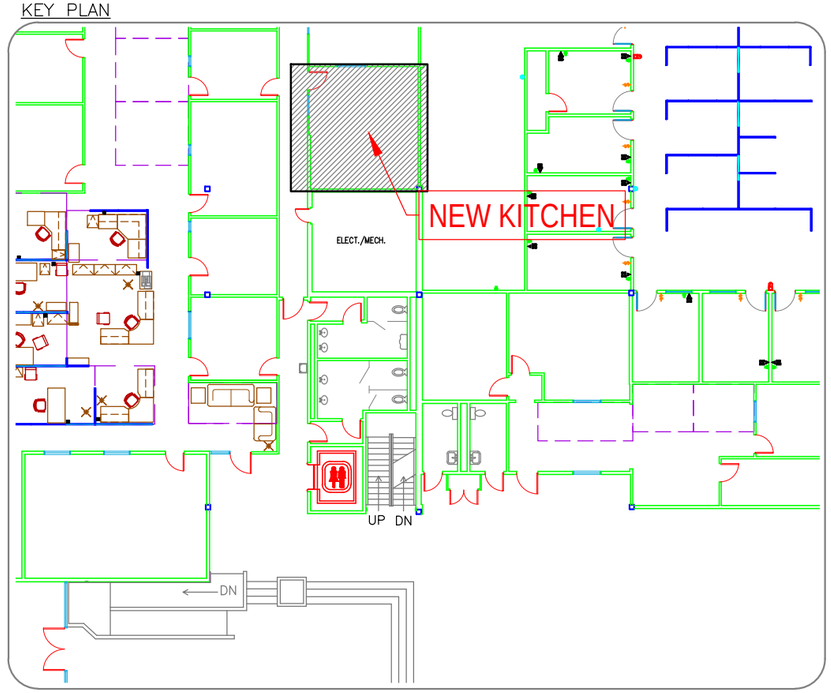

RENOVATION

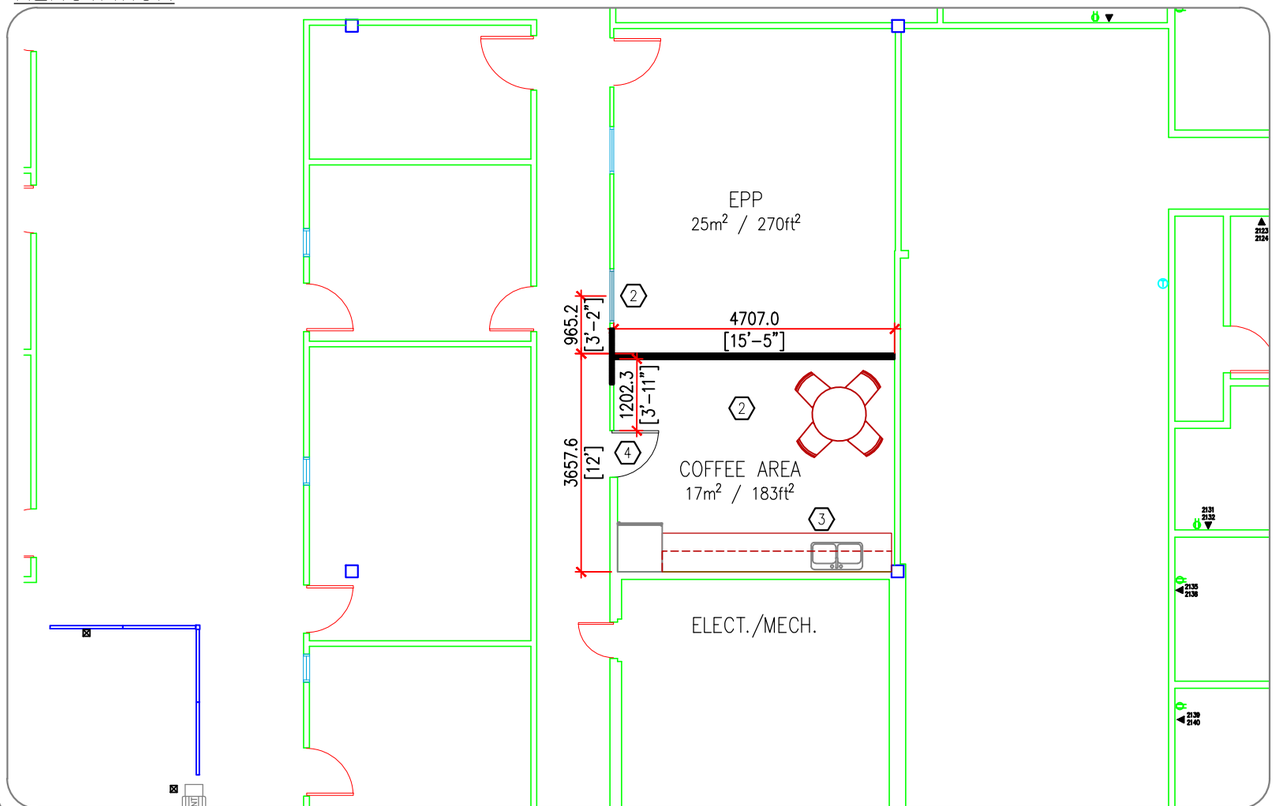

DESIGN NOTES:

1. DEMOLISH EPP DOOR AND SHARED WALL BETWEEN HR INTERVIEW ROOM AND EPP TO EXTEND EPP.
2. MOVE GLAZING IN EPP ROOM OVER TO MAKE ROOM FOR NEW WALLS.
3. CONSTRUCT NEW WALLS AS SHOWN.
4. PROVIDE AND INSTALL MILLWORK TO INCLUDE UPPER AND LOWER CABINETRY WITH AT LEAST, TWO DRAWER CABINETS TO ACCOMMODATE CUTLERY. THIS NEW CABINETRY IS TO ACCOMMODATE A DOUBLE SINK, SPACE FOR A MICROWAVE, AND A FULL SIZE FRIDGE. DEDICATED CIRCUIT FOR MICROWAVE IS REQUIRED AND ADDITIONAL CIRCUIT TO ACCOMMODATE SMALLER APPLIANCES (COFFEE MACHINE, TOASTER, KETTLE). PROVIDE LUNCH TABLE.
5. MODIFY COFFEE AREA ACCESS WITH NEW DOOR.

DATE: _____

AUTHORIZED BY: _____

SIGNATURE: _____

THE DRAWINGS PROVIDED ONLY REFLECT THE SPACE NEEDS OF THE YUKON GOVERNMENT AND MAY NOT MEET CURRENT BUILDING CODE REQUIREMENTS. IT IS THE RESPONSIBILITY OF THE CONTRACTOR TO MEET OR EXCEED ALL CURRENT CODES FROM THE AUTHORITY HAVING JURISDICTION EFFECTED BY THE ALTERATION OF THE SPACE NOTED ON THE DRAWINGS.

NOTES/REFERENCE DRAWINGS

LEGEND

- EXISTING INTERIOR WALL
- EXISTING EXTERIOR WALL
- GLAZING
- WORKSTATION
- BULKHEAD
- ACOUSTIC INSULATION
- EXISTING DOOR
- EXISTING CONNECTION (INCLUDES ELECTRICAL AND/OR VOICE-DATA)
- DEDICATED LIGHT SWITCH

ALL UNITS ARE IN MILLIMETERS UNLESS SPECIFIED

REVISIONS & ISSUES

NO.	dd/mm/yy	DESCRIPTION	BY
–	–	–	–
–	–	–	–
00	02/07/20	FOR COMMENT	JC

DRAWN VW | SCALE NTS

CHK'D –

Yukon
Highways and Public Works
Property Management Division

BLDG # 1259
MAIN ADMINISTRATION BUILDING

WHITEHORSE, YT

2ND FLOOR
ECO – COFFEE AREA

Sheet 1 OF 1

REV. 00

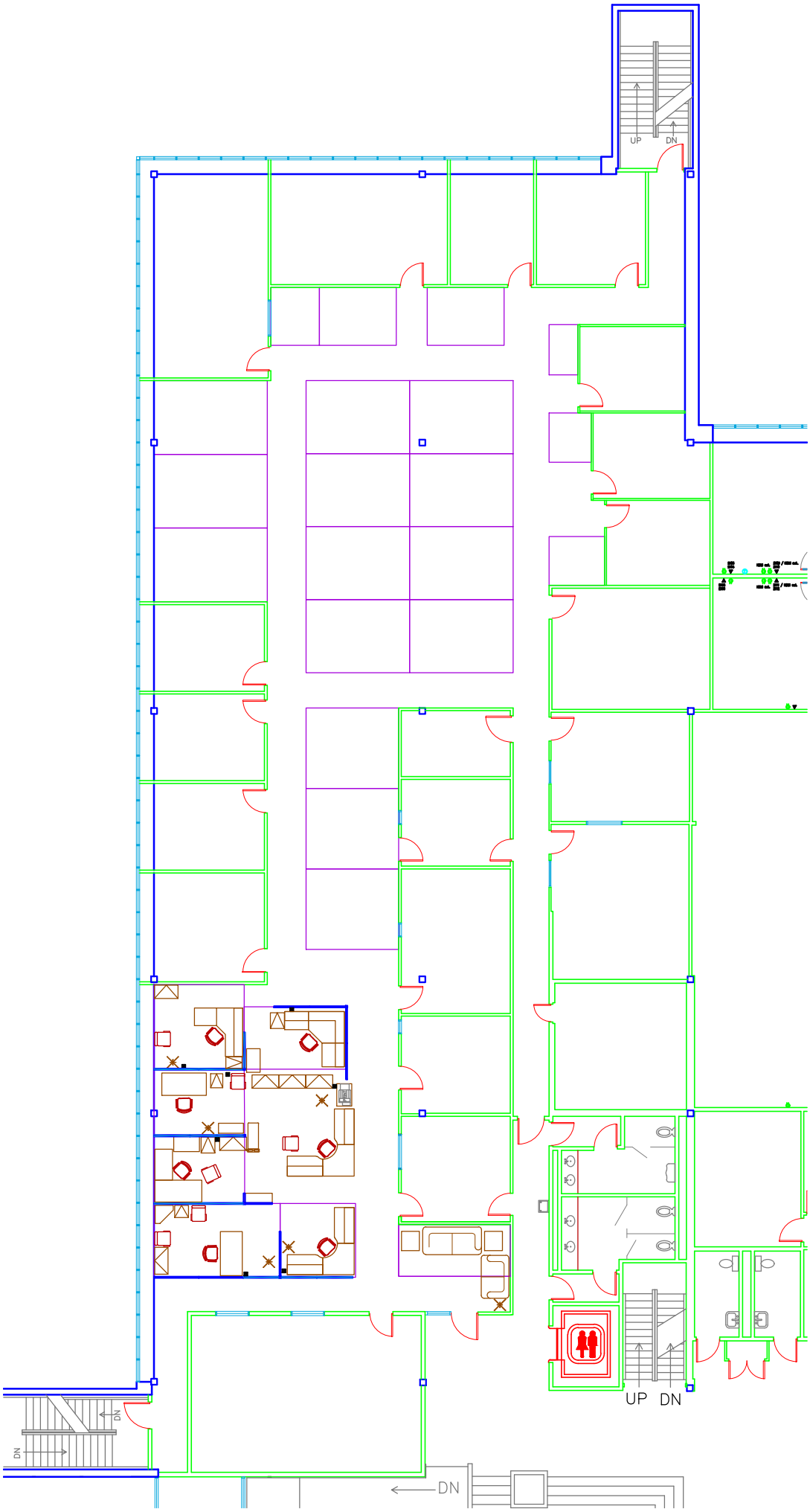
UP
DN
UP
DN
DN
DN
DN

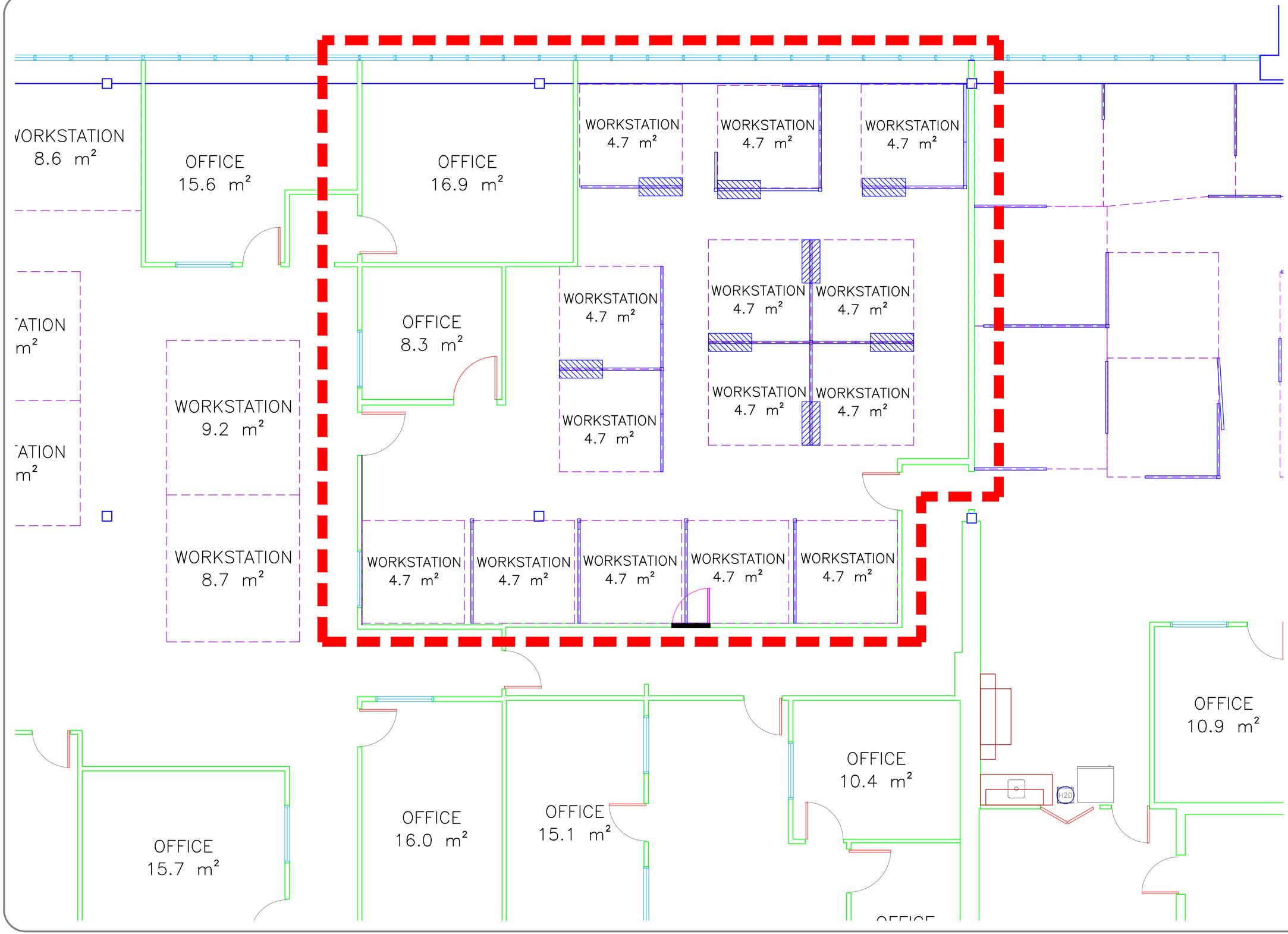

NOTES/REFERENCE DRAWINGS

LEGEND

- EXISTING INTERIOR WALL
- EXISTING EXTERIOR WALL
- NEW INTERIOR WALL
- GLAZING
- WORKSTATION
- BULKHEAD
- EXISTING DOOR
- DOOR TO REMOVE
- EXISTING CONNECTION (INCLUDES ELECTRICAL AND/OR VOICE-DATA) — V/D
- DEDICATED LIGHT SWITCH — $

ALL UNITS ARE IN MILLIMETERS UNLESS SPECIFIED

REVISIONS & ISSUES

NO	dd/mm/yy	DESCRIPTION	BY
–	–	–	–
–			
00	03/02/20	FOR COMMENTS	VW

DRAWN ME | SCALE NTS
CHK'D –

Yukon
Highways and Public Works
Property Management Division

BLDG # 1259
MAIN ADMINISTRATION BUILDING

2071 SECOND AVENUE
WHITEHORSE, YT

3rd FLOOR PLAN EAST SIDE:

FINANCE

Sheet 1 OF 1

REV. 00

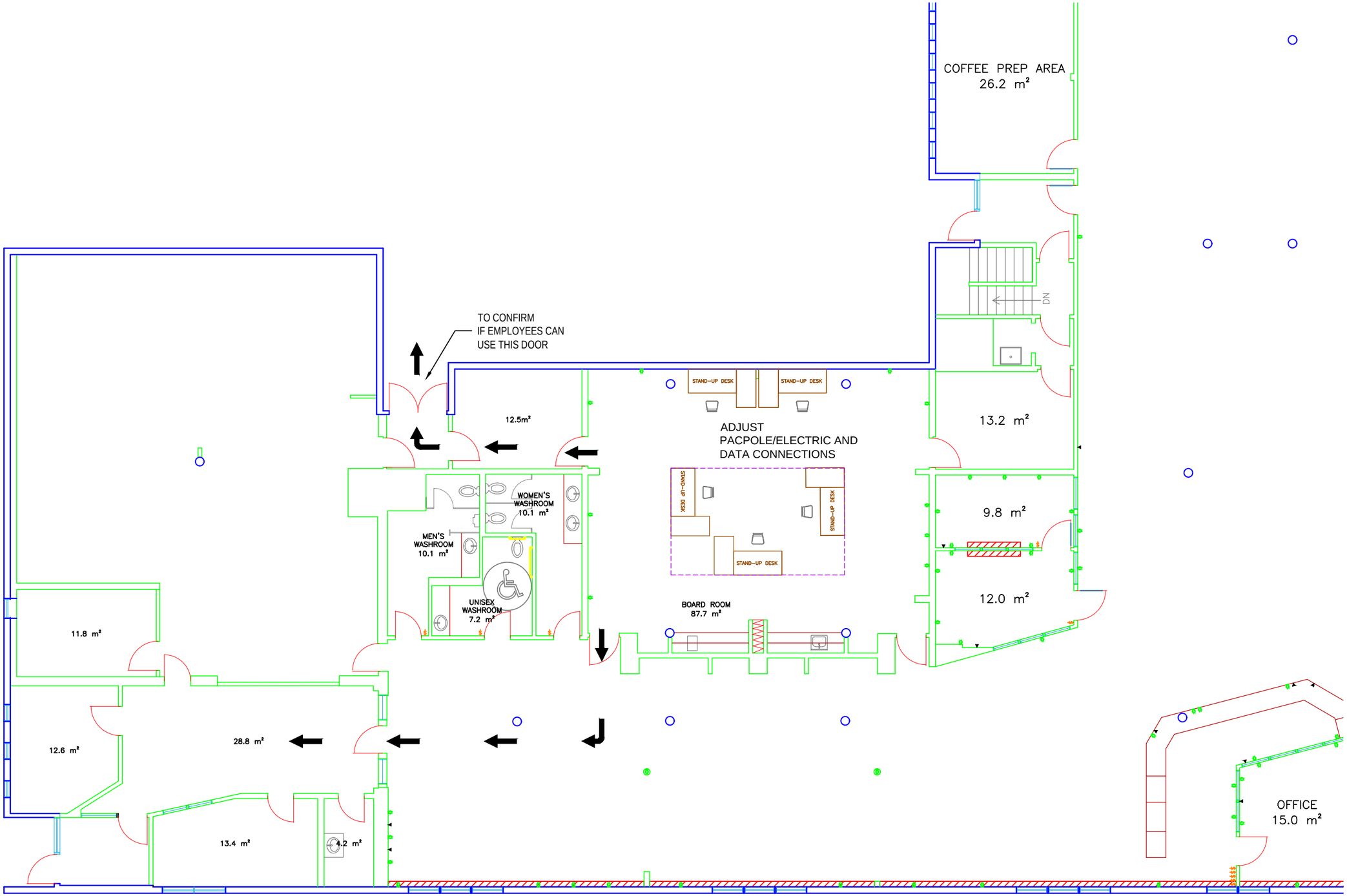

NOTES/REFERENCE DRAWINGS

LEGEND

- EXISTING INTERIOR WALL
- EXISTING EXTERIOR WALL
- GLAZING
- WORKSTATION
- BULKHEAD
- ACOUSTIC INSULATION
- EXISTING DOOR
- EXISTING CONNECTION (INCLUDES ELECTRICAL AND/OR VOICE-DATA) — V/D
- DEDICATED LIGHT SWITCH — $

ALL UNITS ARE IN MILLIMETERS UNLESS SPECIFIED

REVISIONS & ISSUES

NO.	dd/mm/yy	DESCRIPTION	BY
00	--/--/--	–	–

DRAWN ME | SCALE NTS
CHK'D –

Yukon
Highways and Public Works
Property Management Division

BLDG # 1259
MAIN ADMINISTRATION BUILDING

2071 SECOND AVENUE
WHITEHORSE, YT

2nd FLOOR PLAN:
BOARDROOM

Sheet 1 OF 1

REV. 00

OFFICE
22.3 m²

OFFICE
11.0 m²

OFFICE
11.0 m²

11.0 m²

WORKSTATION
5.4 m²

WORKSTATION
5.4 m²

WORKSTATION
6.8 m²

SHREDDER

BAR FRIDGE

DWR UNIT

OFFICE
11.1 m²

DWR F/C

STORAGE CLOSET

OFFICE
10.2 m²

NOTES/REFERENCE DRAWINGS

LEGEND

- EXISTING INTERIOR WALL
- EXISTING EXTERIOR WALL
- GLAZING
- WORKSTATION
- BULKHEAD
- ACOUSTIC INSULATION
- EXISTING DOOR
- EXISTING CONNECTION (INCLUDES ELECTRICAL AND/OR VOICE-DATA) — V/D
- DEDICATED LIGHT SWITCH — $
- WASHROOMS
- VERTICAL PENETRATION
- ENTRYWAY
- MECHANICAL
- EXECUTIVE COUNCIL OFFICES
- PUBLIC SERVICE COMMISSION
- HIGHWAYS & PUBLIC WORKS
- LEGISLATURE

ALL UNITS ARE IN MILLIMETERS UNLESS SPECIFIED

REVISIONS & ISSUES

NO	dd/mm/yy	DESCRIPTION	BY
01			
00			

DRAWN ME | SCALE NTS
CHK'D –

Yukon
Highways and Public Works
Property Management Division

BLDG # 1259
MAIN ADMINISTRATION BUILDING

2071 SECOND AVENUE
WHITEHORSE, YT

2nd FLOOR PLAN EAST SIDE:

HRBP FUNITURE
CURRENT

Sheet 1 OF 1

REV. 00

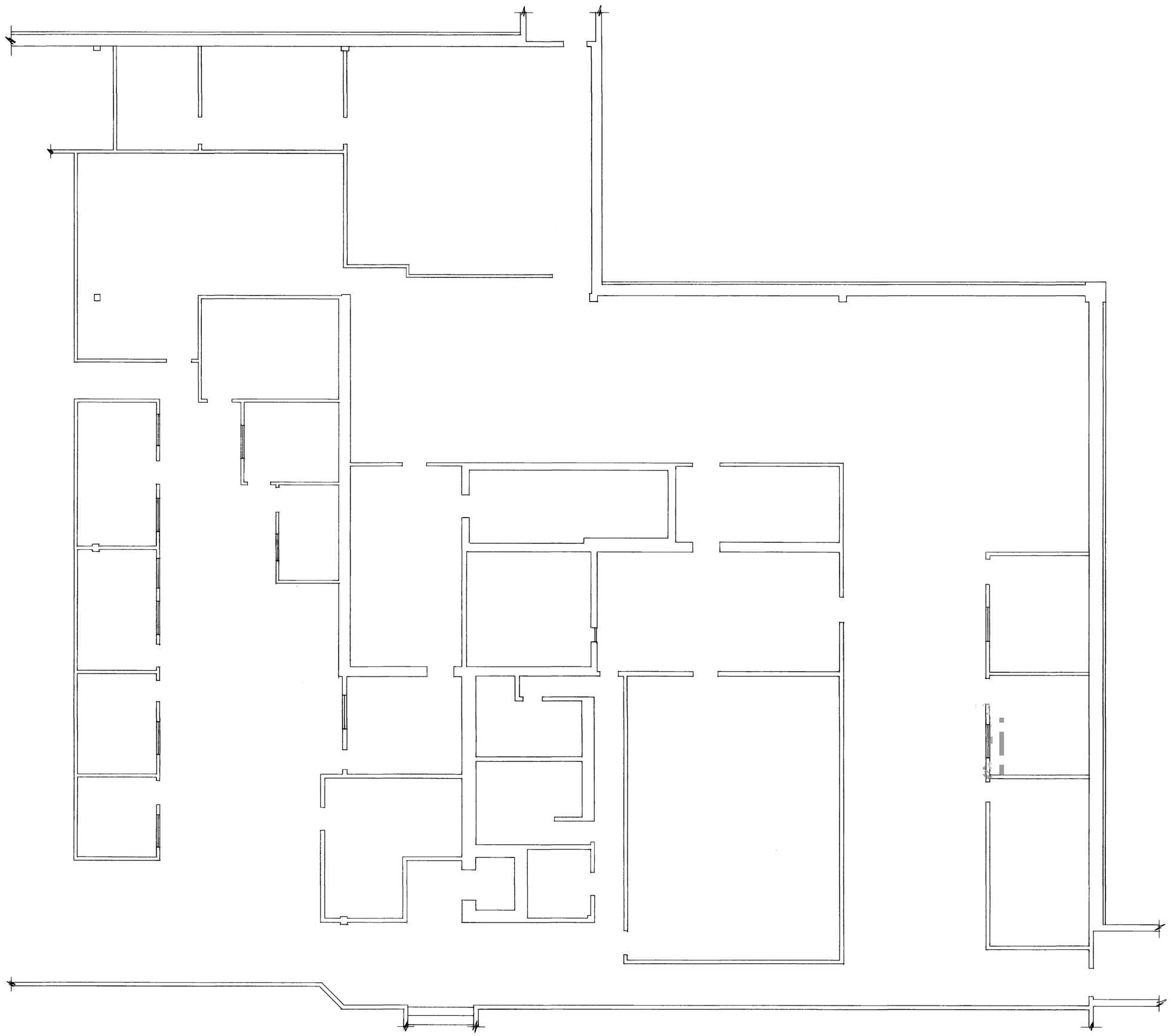

NOTES:

Yukon
Government Services
Public Works

REVISIONS :

NO.	DATE	ENG.	SUBJECT

PROJECT :

DRAWING TITLE :
THIRD FLOOR PLAN.

SCALE : 1/8" = 1'-0"
DATE : JULY 28/86
DESIGN :
DRAWN : G.P.
CHECKED :
APPROVED :

DRAWING NUMBER :	SHEET :
1-259	2

46

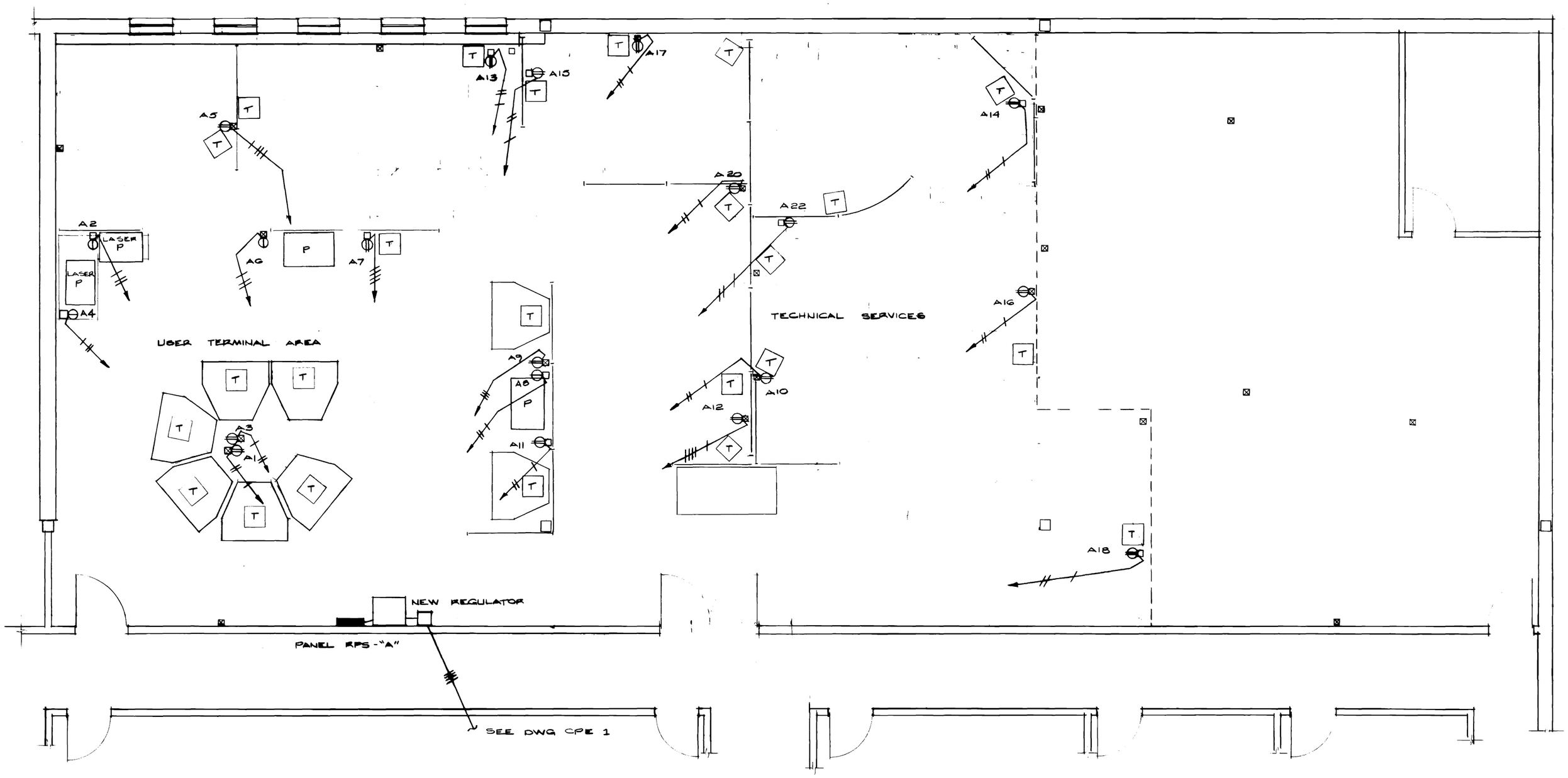

NOTES:

Yukon
DEPARTMENT of GOVERNMENT SERVICES
PUBLIC WORKS BRANCH

REVISIONS :

NO.	DATE	ENG.	SUBJECT

PROJECT : 702058
UPS POWER CONDITIONER INSTALLATION
ADMIN. BUILDING

DRAWING TITLE :
FLOOR PLAN LEVEL 1
USER AREA

SCALE : 1:50

DATE : FEB. 1987

DESIGN : F. DORWARD

DRAWN : M L W

CHECKED : F.R.D

APPROVED : F. R. D.

DRAWING NUMBER :	SHEET :
1 - 259	CPE 2 of 3

0574

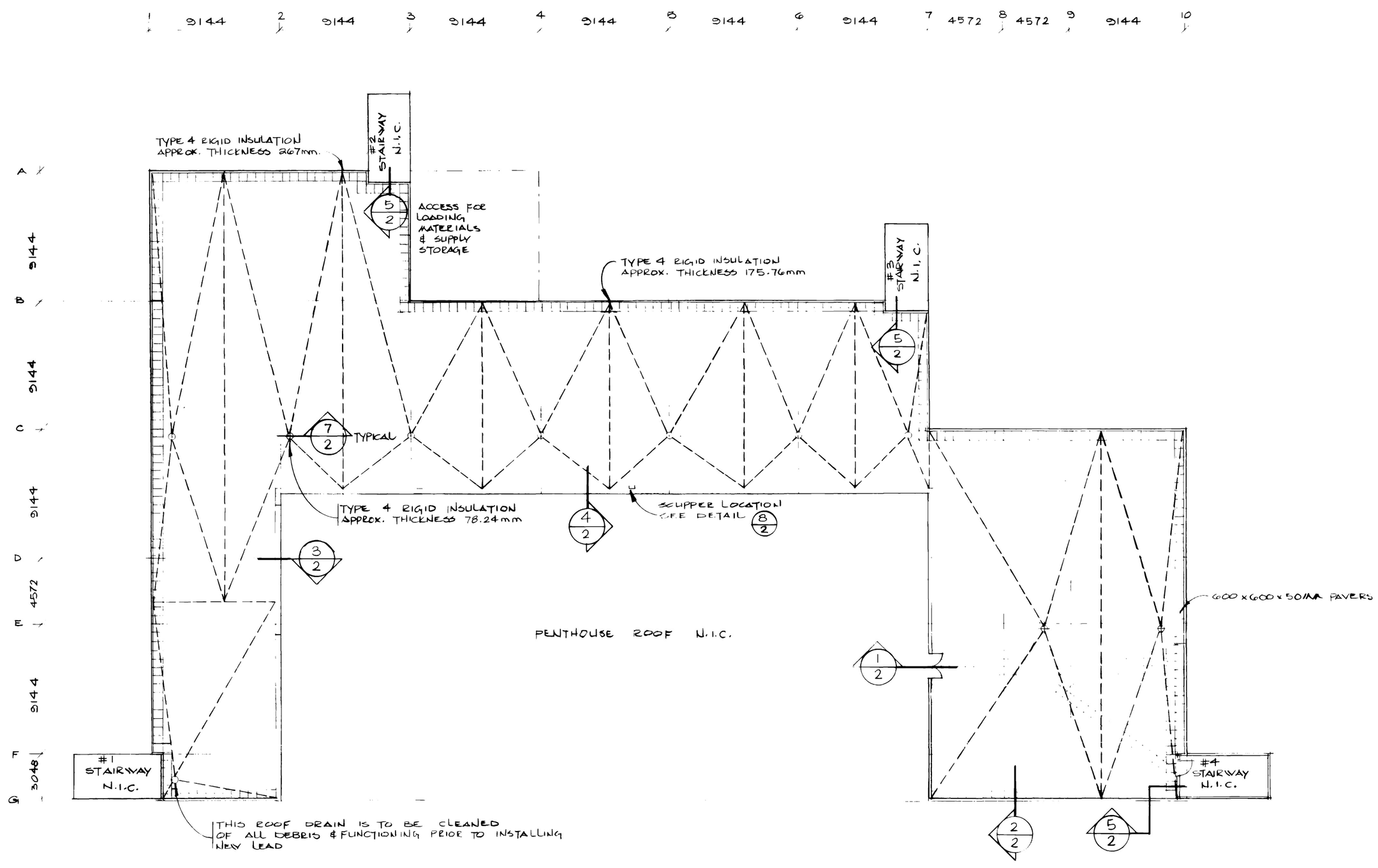

Y.T.G. ADMINISTRATION BUILDING ROOF PLAN (1)

SCALE 1:200

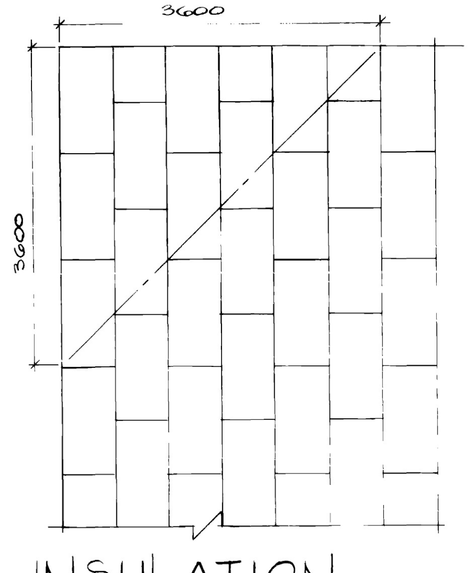

C.T. INSULATION STRAPPING DETAIL (2)

NTS AT CORNERS



CORRECT INSTALLATION STAGGERED ARRAY

CORRECT TERMINATION

CONCRETE TOPPED INSULATION (3)

N.T.S.

REVISIONS

NO.	DESCRIPTION	DATE

GOVERNMENT OF YUKON
TERRITORIAL ADMINISTRATION BUILDING ROOF RETROFIT
WHITEHORSE, YUKON

NORTHERN CADWORKS LTD.
#203 – 4133 4th Avenue
Whitehorse, Yukon Y1A 1H8
TEL (403)668-2238

ROOF PLAN DETAILS

DRAWN BY:
CHECKED BY:
SCALE AS SHOWN
DATE July 29.87

DRAWING NO. A—1



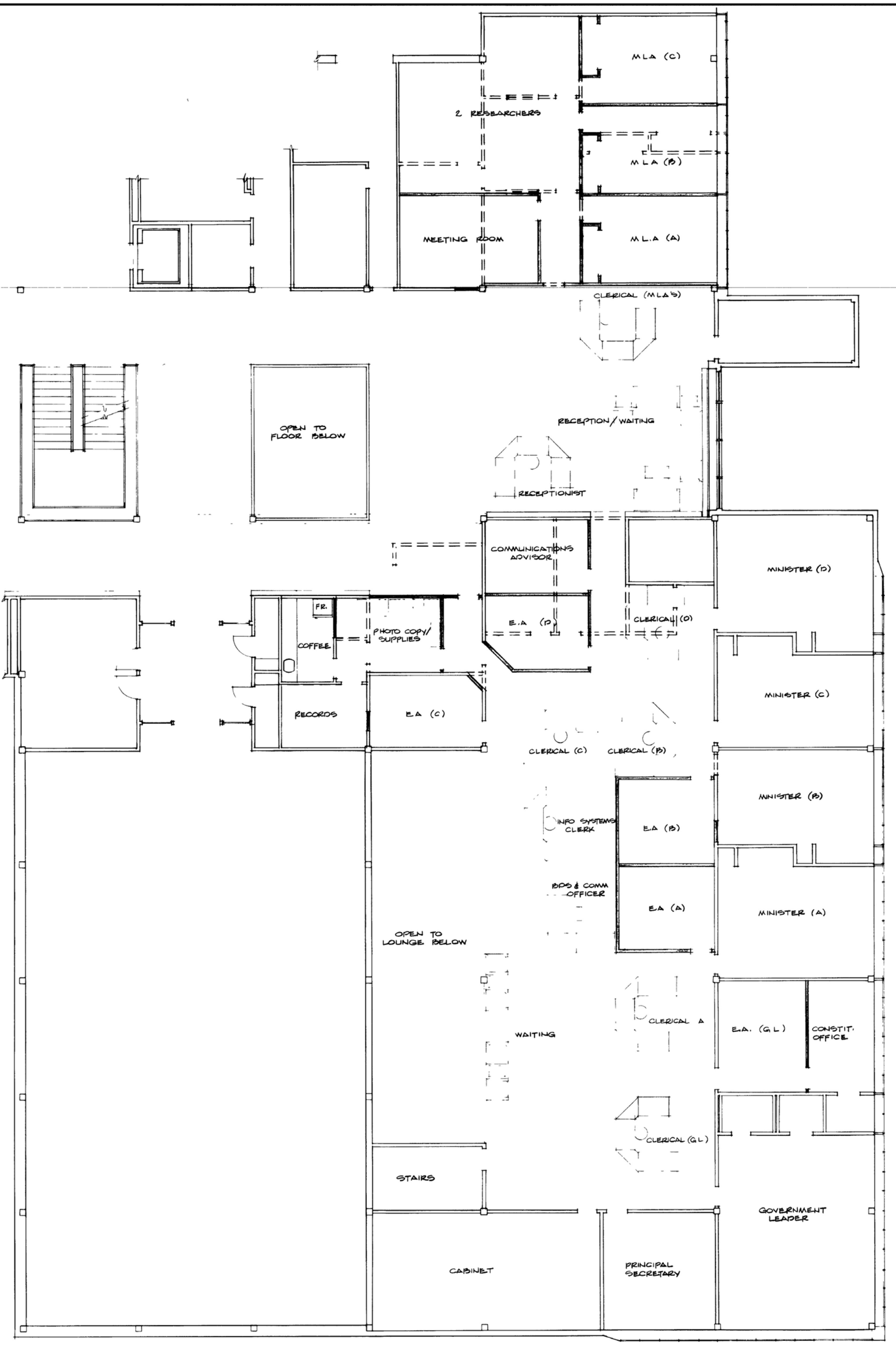

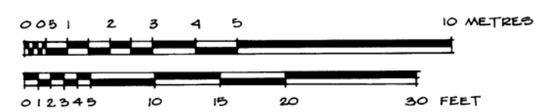

NOTES.

LEGEND
- EXISTING WALLS
- NEW WALLS
- WALLS TO BE REMOVED

Yukon
Government Services
Public Works

REVISIONS

NO	DATE	ENG	SUBJECT

PROJECT
ADMINISTRATION BUILDING LEVEL II WEST PARTIAL PLAN SPACE ALLOCATION EXECUTIVE OFFICES.

DRAWING TITLE
FLOOR PLAN
OPTION 1

SCALE	1:100
DATE	APRIL 1989
DESIGN	
DRAWN	MLW
CHECKED	
APPROVED	

DRAWING NUMBER	SHEET
1-259	1 OF 2

NORTECH DPD 3

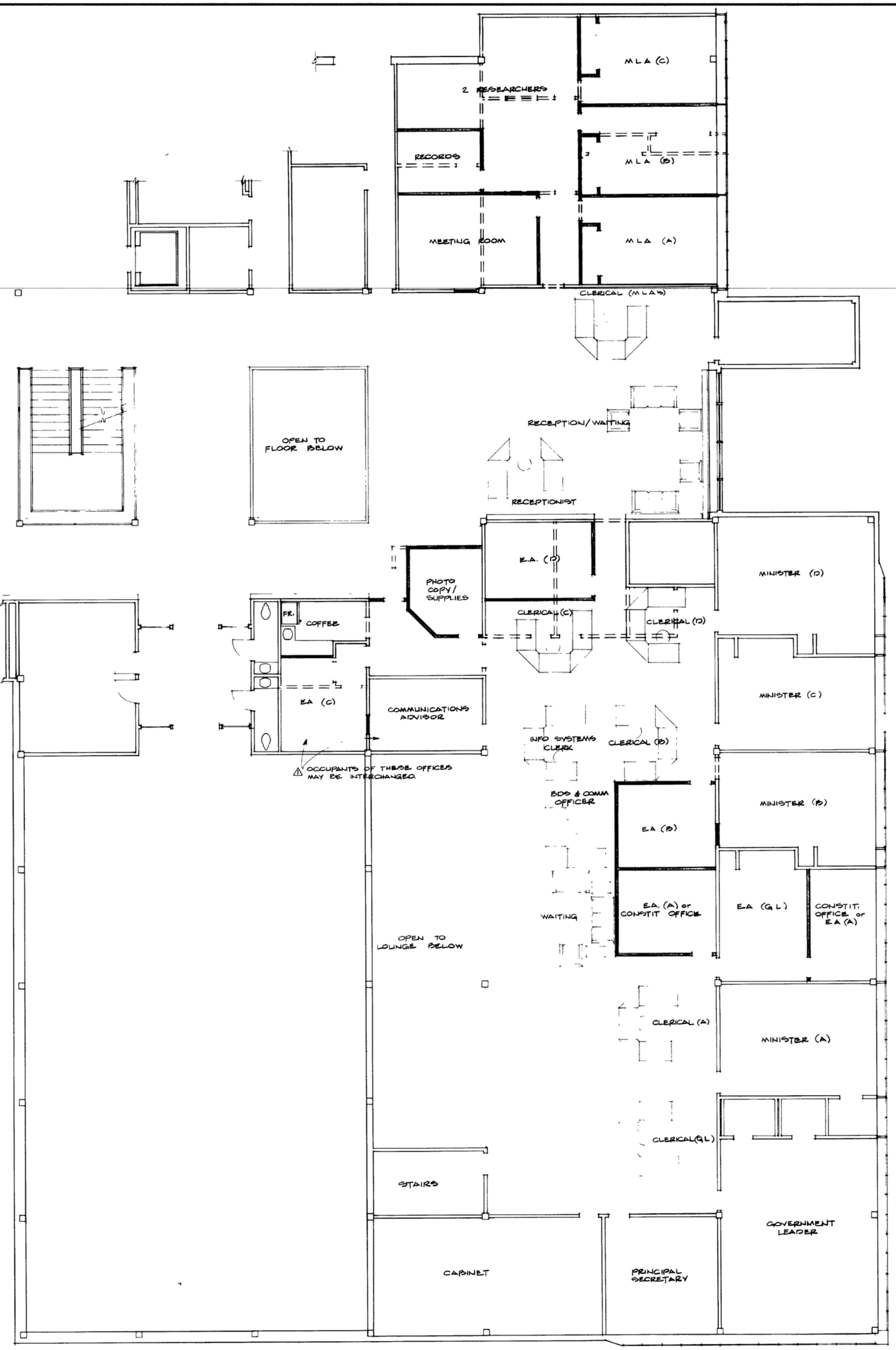

NOTES:

LEGEND
- EXIST'G. WALLS
- NEW WALLS
- WALLS TO BE REMOVED

Yukon
Government Services
Public Works

REVISIONS.

NO.	DATE	ENG.	SUBJECT
⚠	89/04/03		INTERCHANGING OF COMM ADVISOR & E.A.'s OFFICES NOTED

PROJECT
ADMINISTRATION BUILDING
LEVEL II WEST PARTIAL
PLAN SPACE ALLOCATION
EXECUTIVE OFFICES

DRAWING TITLE
FLOOR PLAN

OPTION 2

SCALE	1:100
DATE	APRIL 1989
DESIGN	
DRAWN	M.L.W.
CHECKED	
APPROVED	

DRAWING NUMBER	SHEET
1-259	2 OF 2

0077
138049
NORTECH DPD 3
319

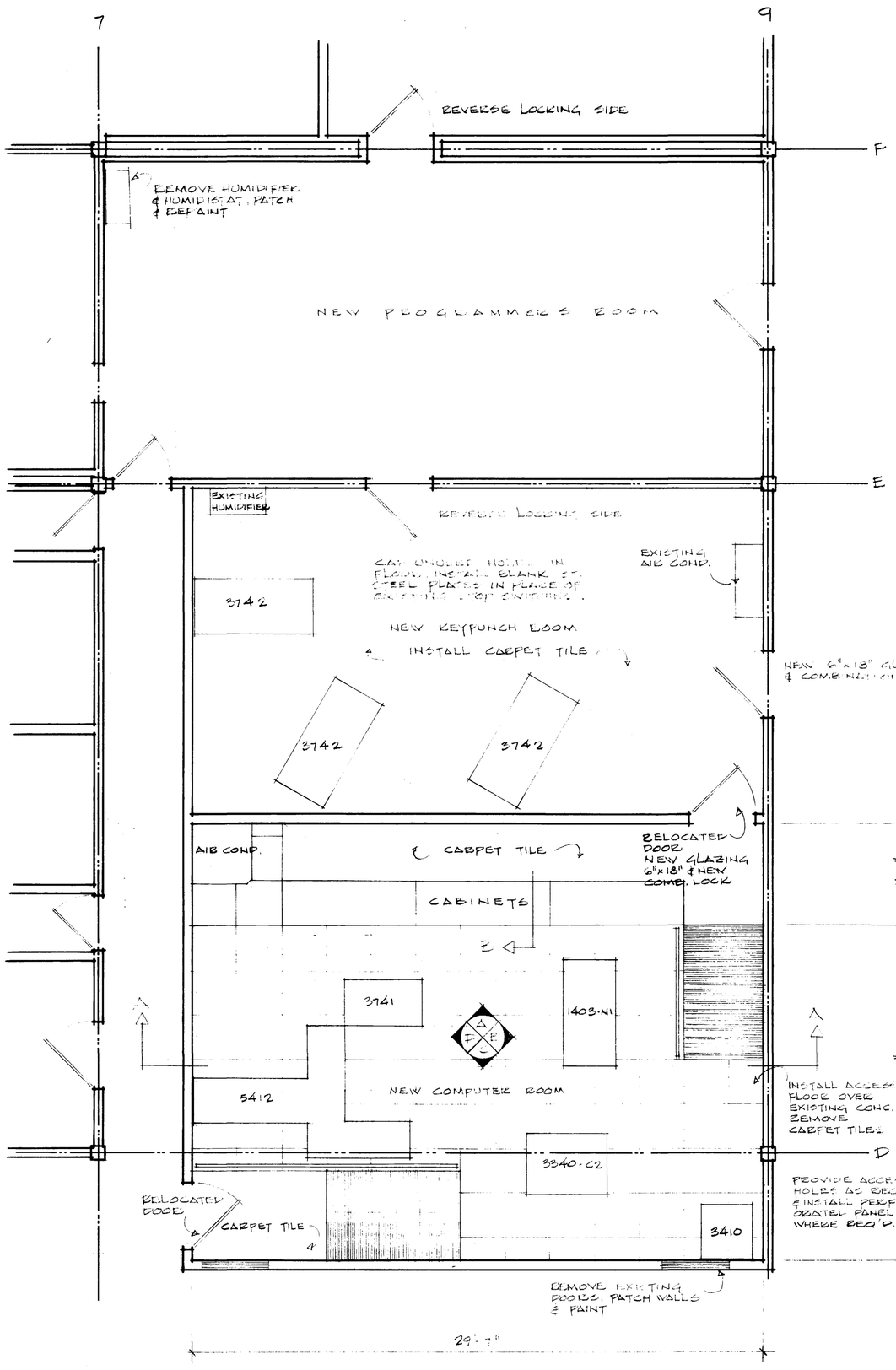

FLOOR PLAN SCALE: 1/4" = 1'-0"

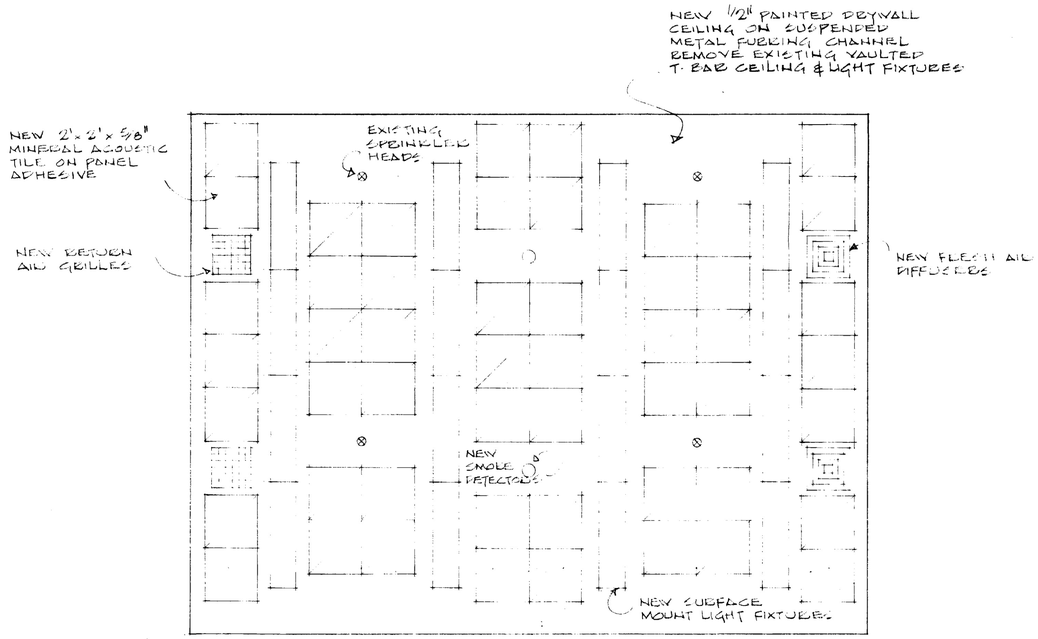

REFLECTED CEILING PLAN SCALE: 1/4" = 1'-0"

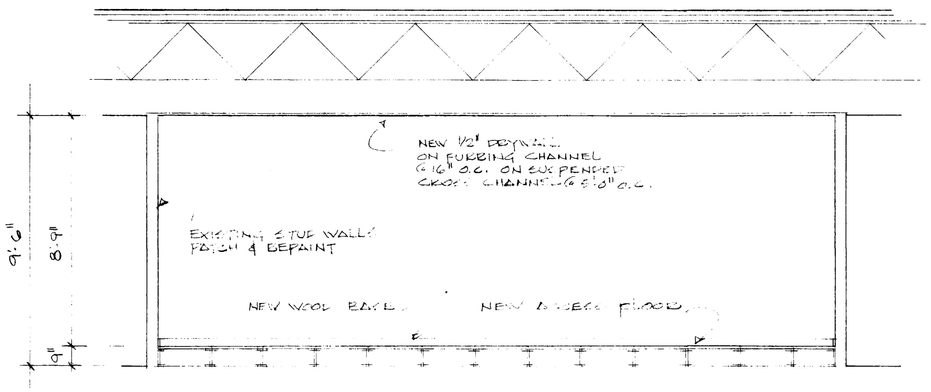

SECTION A SCALE: 1/4" = 1'-0"

REVISIONS

NO.	DATE	DESCRIPTION

PROJECT NO.

DATE 20 JAN '78 | SCALE SHOWN | CHECKED

DRAWN BOP | APPROVED

GOVERNMENT OF THE YUKON TERRITORY

DRAWING TITLE

FLOOR PLAN, CEILING PLAN & SECTION

PROJECT TITLE

REVISIONS TO RENOVATIONS TO COMPUTER ROOM

DRAWING NO.

A-1 A

D-1-78-101

VANCO

16

CHANGE ORDER 26
SUPPLY DOUBLE T SECTIONS ETC TO WIDEN CORRIDOR #10 CEILING

FOR CONTINUATION SEE DRAWING A-5

CHANGE ORDER 7
QUARRY TILING IN VEST. TABLE 111 AND FOYER 119

CHANGE ORDER 19
ADDITIONAL STEEL SUPPORTS FOLDING PARTITION

CHANGE ORDER 20
SUPPLY AND INSTALL EARLE IN CONFERENCE ROOM 'NEUBO OF DINING AREA 131

CHANGE ORDER 10
EXTEND DIVIDING WALLS TO U SIDE STEEL DECK BETWEEN MENS AND LADIES LAVATORIES TO PROVIDE POSITIVE SOUND BARRIER AREA, A TOTAL OF NINE PARTITIONS INSTALLED.
FIRST FLOOR, ROOMS 122 123 156 157 159 160 171 172
SECOND FLOOR, ROOMS 247 206 230 231 242 215
THIRD FLOOR ROOM 303 304 319 320

CHANGE ORDER 27
COVERING COSTS IN CHANGEING REACING OF CEILING LOADED IN COUNCIL CHAMBER FROM 1' SPACING TO 2'

CHANGE ORDER 19
MINOR ADJUSTMENTS IN THE CEILING AREAS ROOM 132 AND 133

CHANGE ORDER 10
COUNCIL CHAMBER, CHANGES
REMOVE AND MAKE GOOD FINISHED WALL BETWEEN ROOMS 132 AND 125 : RELOCATE ONLY TWO DOOR FRAMES TO EITHER END OF THE ENLARGED CONFERENCE ROOM. RELOCATE CLOCK PROVIDE FURRING AND 2GARD TO PLANTER TOP AS PER DETAIL SK A42

CHANGE ORDER 2
SUPPLY FABRICATION AND ERECTION OF CATWALK FRAME IN COUNCIL CHAMBER

NOTE: WHERE PER. TOP FURR DETAIL OCCURS, NOT SHOWN TO SCALE IN PLAN

KEY PLAN

LEGEND

	METAL STUD WALL		CONCRETE
	METAL STUD WALL C/W DECK		CONCRETE BLOCK C/W DECK
	PROPERTY LINE		INSULATION
	METAL STUD WALL C/W DECK		WOOD STUD
	BRACED WALL		
	FUTURE PARTITION WALL		

REVISIONS			
NO.	DATE	DESCRIPTION	
A	SEPT 1/74	ADDED STEEL DECK & DRYWALL PARTITIONS IN ROOMS 122, 123, 156, 157, 159, 160, 171, 172 AS PER CHANGE ORDER 10. ADDED NEW DOOR & FRAME IN ROOM 125 AS PER CHANGE ORDER 19. ADDED 1 SHEET OF GYPSUM BOARD TO EXISTING CONCRETE BLOCK WALL BETWEEN ROOMS 132 AND 133.	
B	74/10/15	REVISED TO 'AS BUILTS'	

PROJECT NO. 8008-7
DATE Apr 1/74
SCALE 1/8"=1'-0"
DRAWN KLC
CHECK
APPROVED

Public Works Canada / Travaux publics Canada
Pacific Region

GOVERNMENT OF THE YUKON TERRITORY

DRAWING TITLE
LEVEL 1 WEST PLAN

PROJECT TITLE
TERRITORIAL ADMINISTRATION BUILDING
WHITEHORSE, Y.T.

DRAWING NO.
A4
A

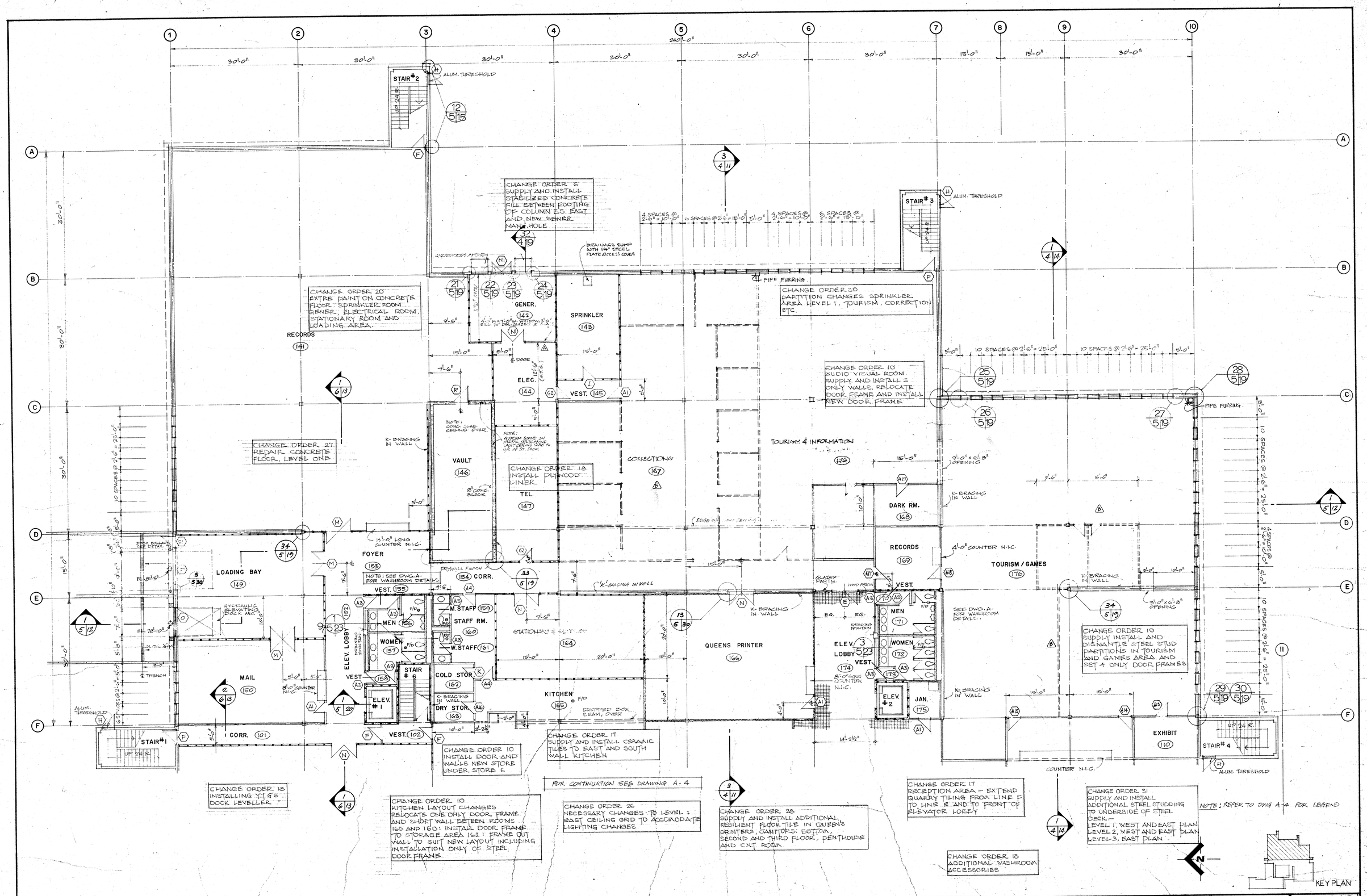

Public Works Canada / Travaux publics Canada
Pacific Region

REVISIONS		
NO.	DATE	DESCRIPTION
A	SEPT. 16 '74	INTERIOR WINDOW INTO GENERATOR RM. 142 REVISED FROM 6'-0" TO 7'-0" WIDE & GLAZING NOTE ADDED.
B	MAY 14/75	PERMANENT & DEMOUNTABLE PARTITION CHANGES IN RMS# 167, 148 & 176
C	78/03/05	REVISED TO 'AS BUILTS'

PROJECT NO. 89857
DATE APR. 1, 74 | SCALE 1/8"
DRAWN R.S. | CHECK
APPROVED

GOVERNMENT OF THE YUKON TERRITORY

DRAWING TITLE: LEVEL 1 EAST PLAN

PROJECT TITLE: TERRITORIAL ADMINISTRATION BUILDING WHITEHORSE, Y.T.

DRAWING NO. A5 A

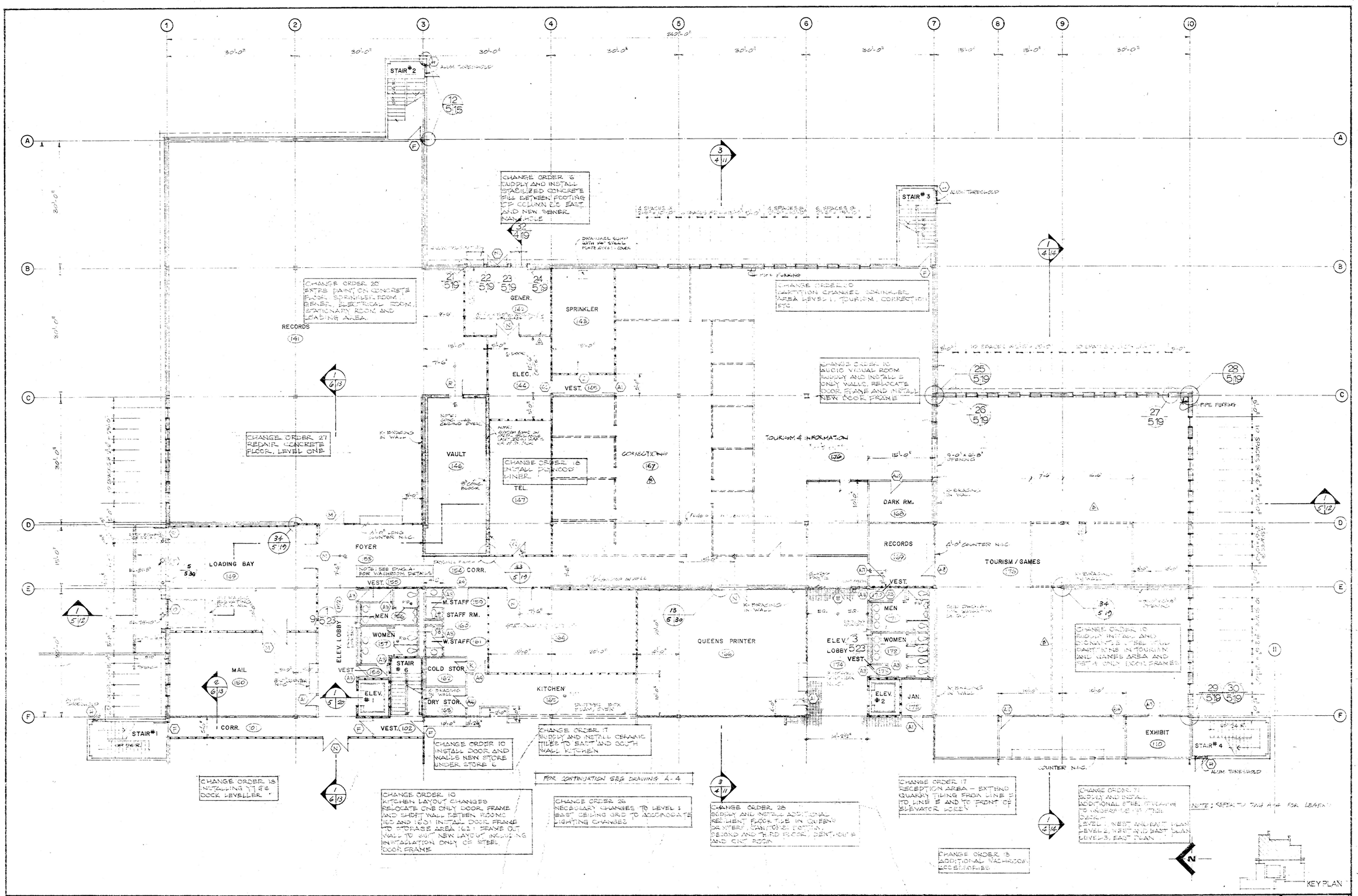

REVISIONS		
NO.	DATE	DESCRIPTION
A	SEPT 16 72	INTERIOR WINDOW INTO GENERATOR RM 142 REVISED FROM 6'-0" TO 7'-0" WIDE & GLAZING NOTE ADDED.
B	AUG 14/75	PERMANENT & PERMOUNTABLE PARTITION CHANGES IN RMS # 167, 168 & 176
C	78/03/05	REVISED TO 'AS BUILTS'

Public Works Canada / Travaux publics Canada
Pacific Region

PROJECT NO. 69.3.1.7
DATE APR 1.74
SCALE 1/8"
DRAWN R.S.
CHECK
APPROVED

GOVERNMENT OF THE YUKON TERRITORY

DRAWING TITLE
LEVEL 1 EAST PLAN

PROJECT TITLE
TERRITORIAL ADMINISTRATION BUILDING
WHITEHORSE, Y.T.

DRAWING NO.
A5

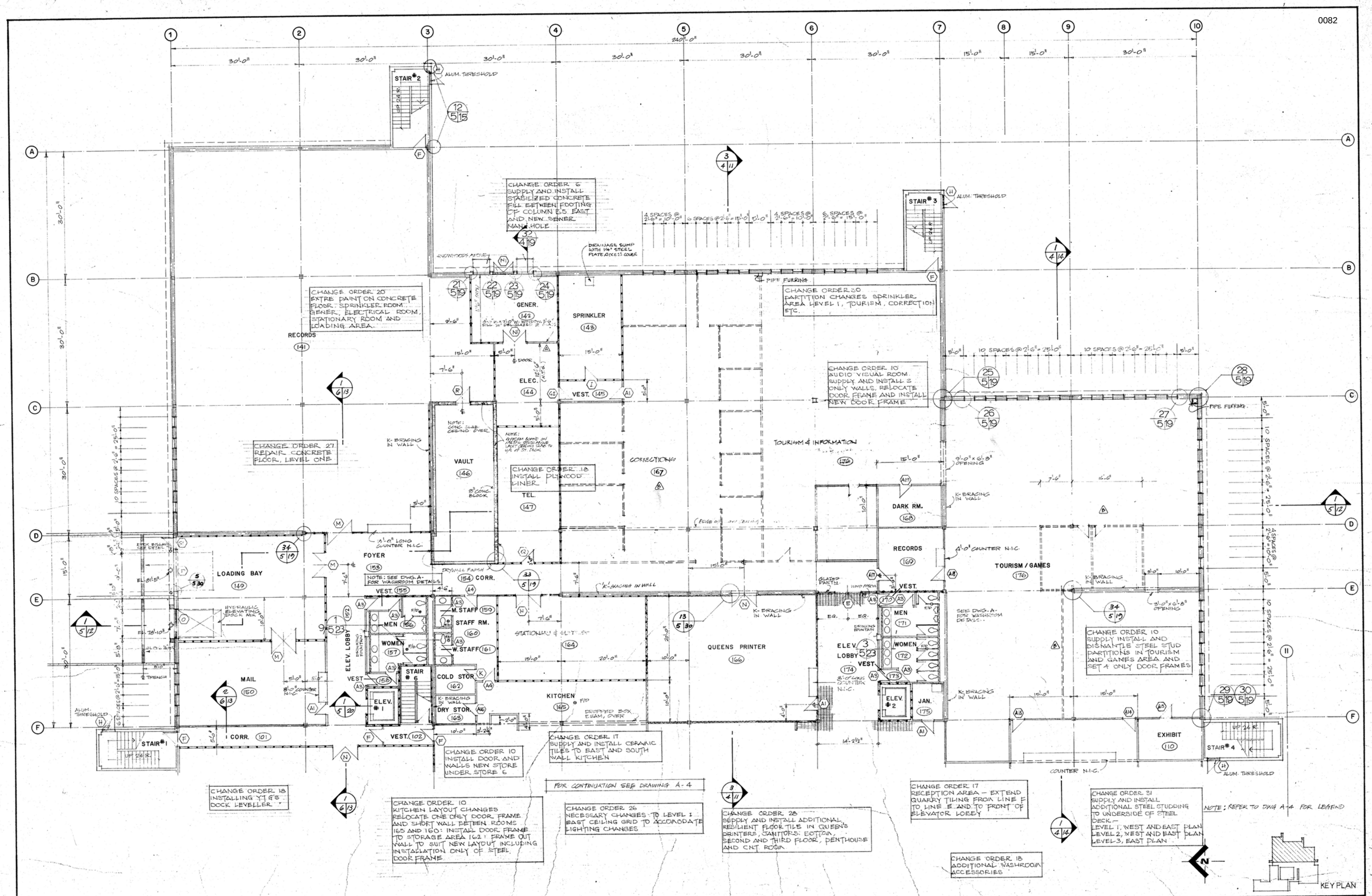

Public Works Canada / Travaux publics Canada
Pacific Region

REVISIONS		
NO.	DATE	DESCRIPTION
A	SEPT. 16 '74	INTERIOR WINDOW INTO GENERATOR RM. 142 REVISED FROM 6'-0" TO 7'-0" WIDE & GLAZING NOTE ADDED.
B	MAY 14/75	PERMANENT & DEMOUNTABLE PARTITION CHANGES IN RMS# 167, 148 & 176
C	78/03/05	REVISED TO 'AS BUILTS'

PROJECT NO. 89857
DATE APR. 1, 74 | SCALE 1/8"
DRAWN R.S. | CHECK
APPROVED

GOVERNMENT OF THE YUKON TERRITORY

DRAWING TITLE
LEVEL 1 EAST PLAN

PROJECT TITLE
TERRITORIAL ADMINISTRATION BUILDING
WHITEHORSE, Y.T.

DRAWING NO.
A5
A

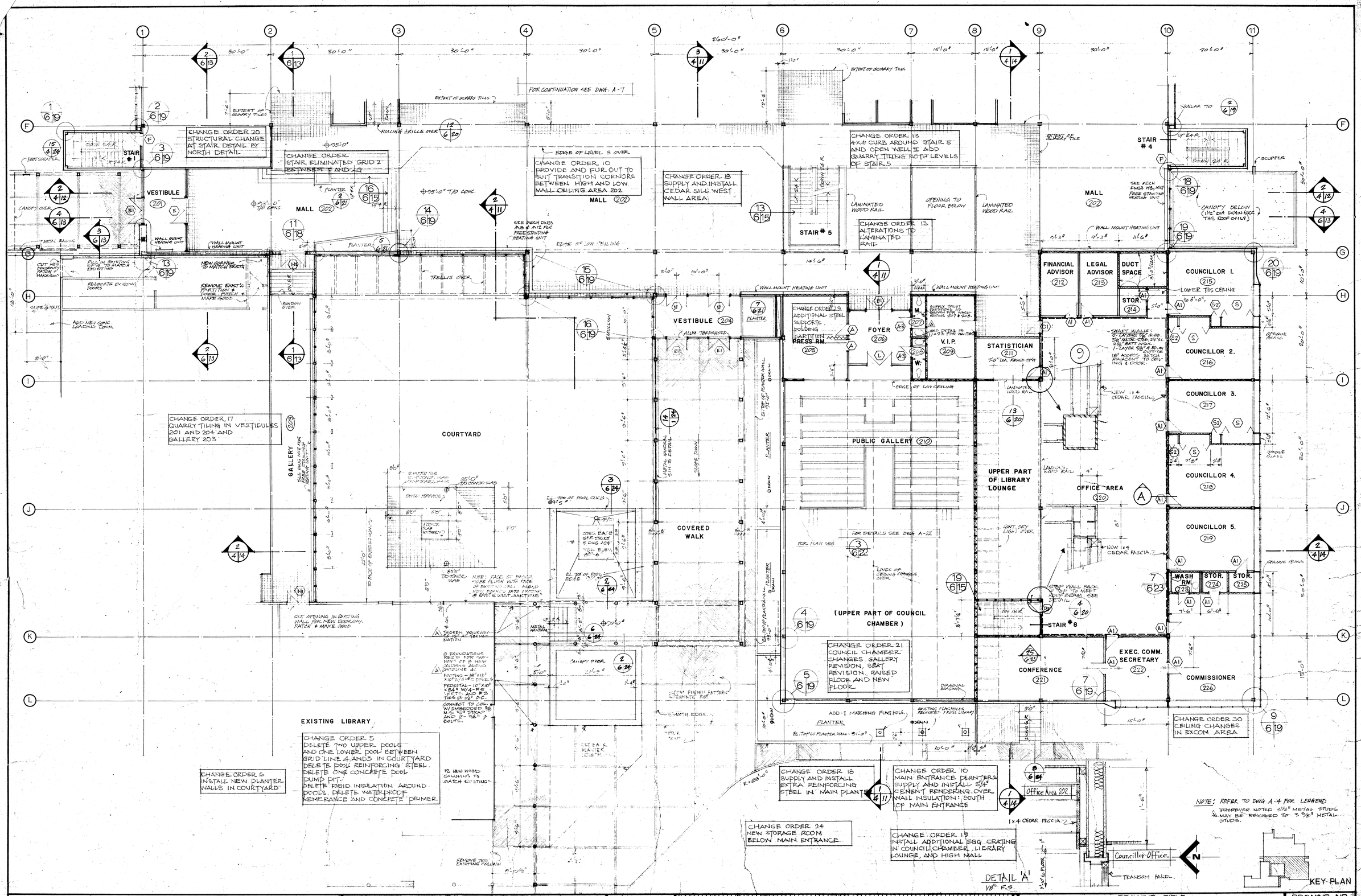

Public Works Canada / Travaux publics Canada
Pacific Region

REVISIONS		
NO.	DATE	DESCRIPTION
A	85/05/04	NOTE DELETED REGARDING MIRRORS @ RMS 207 & 208. NEW NOTE & DETAIL NO. ADDED. GENERAL NOTE ADDED NEAR KEY PLAN. NOTE REGARDING FOUNDATIONS FOR WOOD COLS ALONG G.L. 4 NEAR EXIST. LIBRARY ADDED. NOTE REGARDING SLAB THICKENING EAST OF CONTINUATION OF G.L.'S 4 & K ADDED.
B	78/12/06	REVISED TO 'AS BUILTS'

PROJECT NO. 85857
DATE APR 1.74
SCALE 1/8": 1'-0"
DRAWN KLG
CHECK
APPROVED

GOVERNMENT OF THE YUKON TERRITORY

DRAWING TITLE
LEVEL 2 WEST PLAN

PROJECT TITLE
TERRITORIAL ADMINISTRATION BUILDING
WHITEHORSE, Y.T.

DRAWING NO.
A6

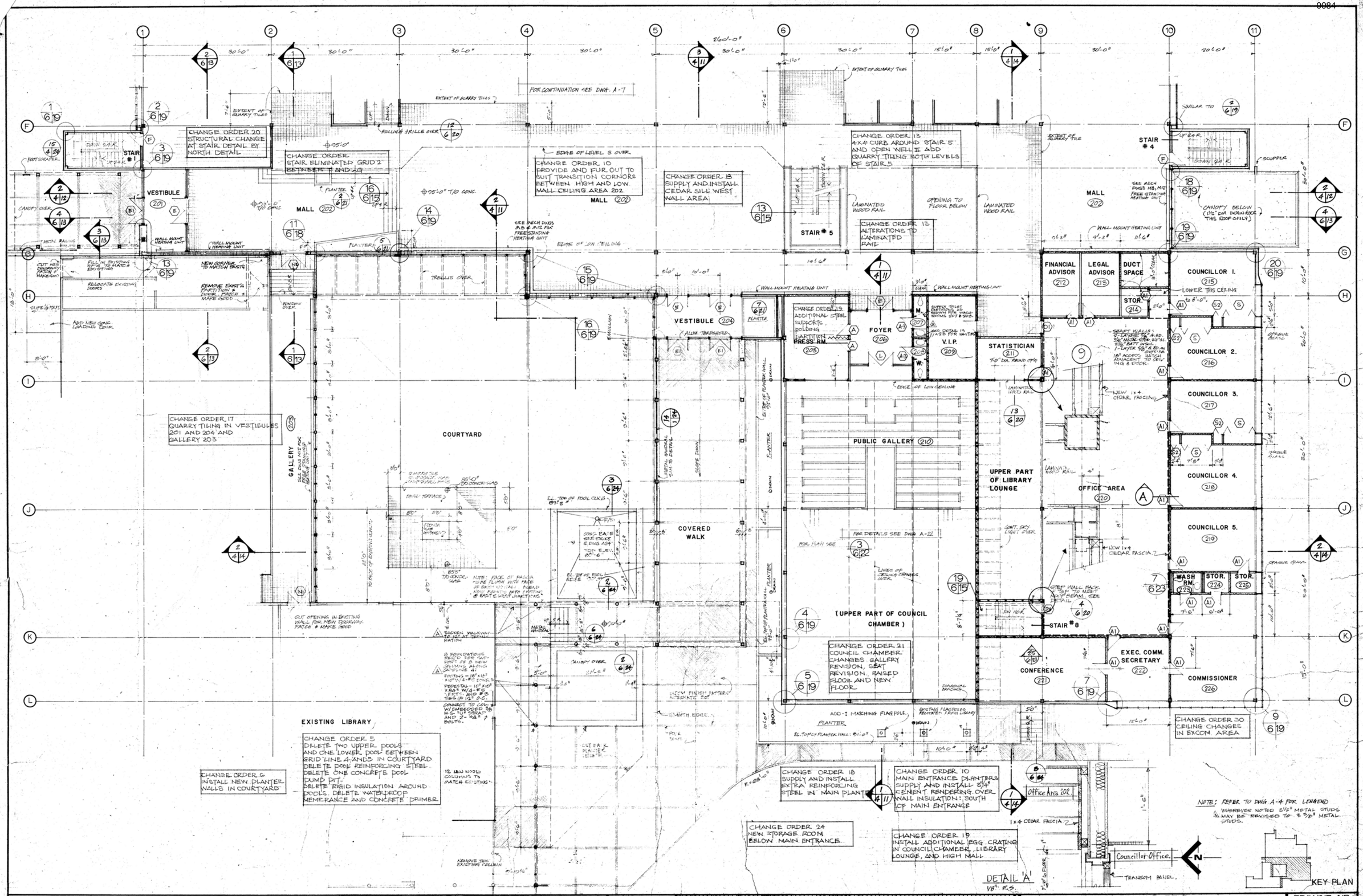

Public Works Canada / Travaux publics Canada
Pacific Region

REVISIONS		
NO.	DATE	DESCRIPTION
A	05/05/06	NOTE DELETED REGARDING MIRRORS @ RMS 207 & 208. NEW NOTE & DETAIL NO. ADDED. GENERAL NOTE ADDED NEAR KEY PLAN. NOTE REGARDING FOUNDATIONS FOR WOOD COLS ALONG G.L. 4 NEAR EXIST. LIBRARY ADDED. NOTE REGARDING SLAB THICKENING EAST OF CONNECTION OF G.L. 4 & K ADDED.
B	78/13/06	REVISED TO 'AS BUILTS'

PROJECT NO. 83857
DATE APR 1.74
SCALE 1/8": 1'-0"
DRAWN KLG
CHECK
APPROVED

GOVERNMENT OF THE YUKON TERRITORY

DRAWING TITLE
LEVEL 2 WEST PLAN

PROJECT TITLE
TERRITORIAL ADMINISTRATION BUILDING
WHITEHORSE, Y.T.

DRAWING NO.
A 6

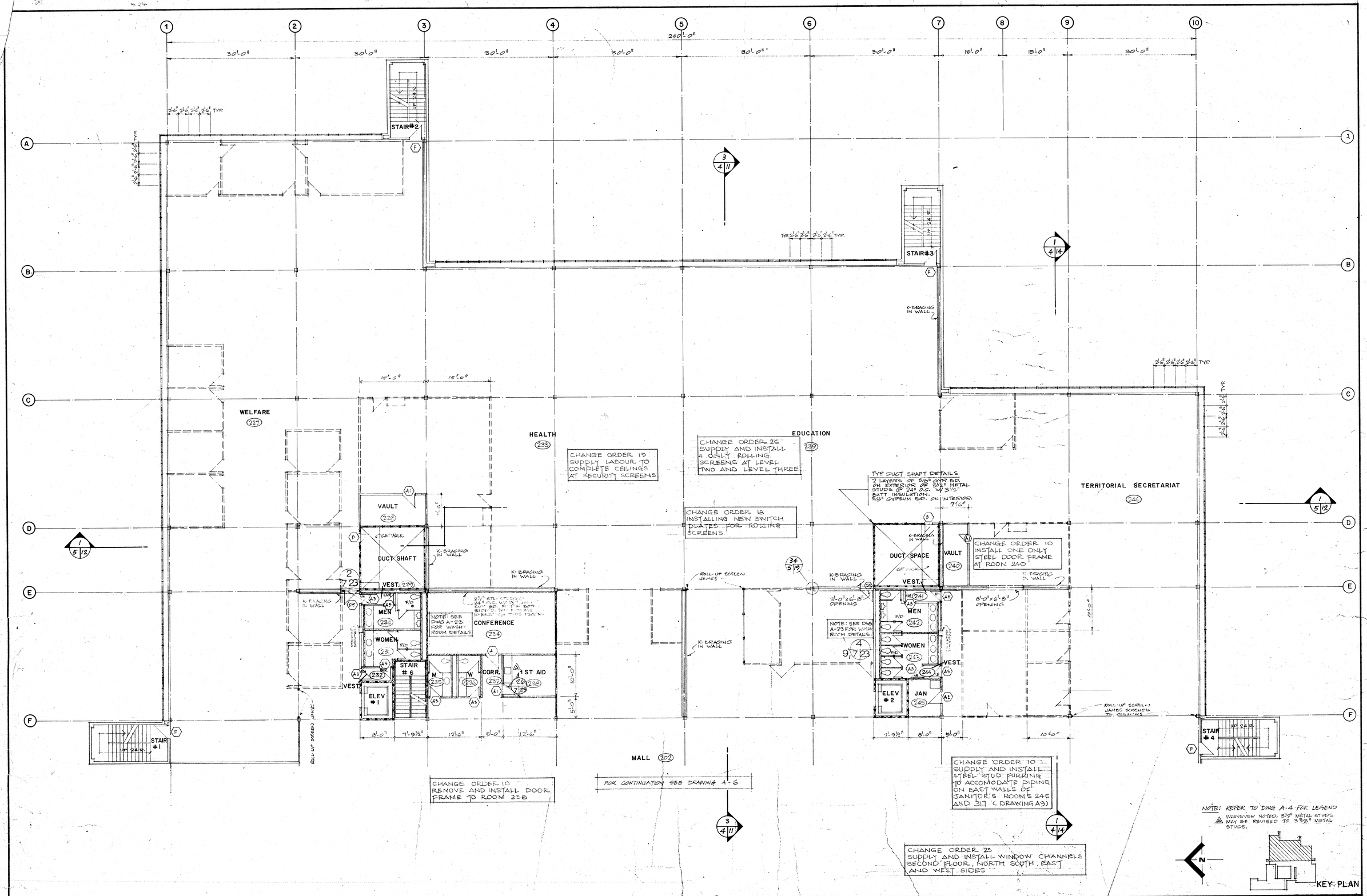

Public Works Canada / Travaux publics Canada
Pacific Region

REVISIONS		
NO.	DATE	DESCRIPTION
A	SEPT. 9-74	SINK ADDED TO COUNTER. RM. 238. GENERAL NOTE ADDED NEAR KEY PLAN.
B	78/07/06	REVISED TO 'AS BUILTS'

PROJECT NO. 89857
DATE APR. 1, '74
SCALE 1/8"
DRAWN R.S.
CHECK
APPROVED

GOVERNMENT OF THE YUKON TERRITORY

DRAWING TITLE
LEVEL 2 EAST PLAN

PROJECT TITLE
TERRITORIAL ADMINISTRATION BUILDING
WHITEHORSE, Y.T.

DRAWING NO.
A7

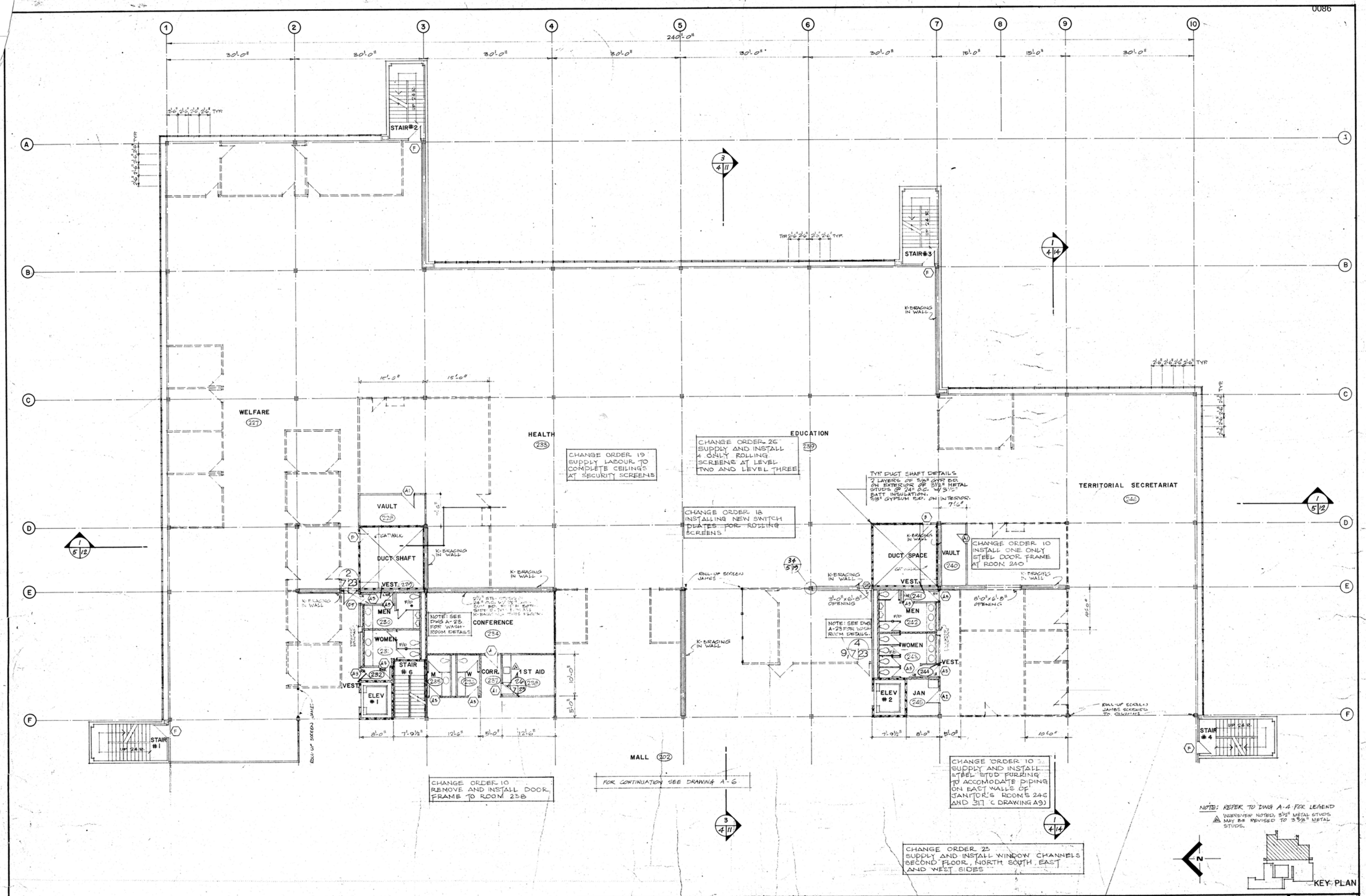

Public Works Canada / Travaux publics Canada
Pacific Region

REVISIONS		
NO.	DATE	DESCRIPTION
A	SEPT. 9-74	SINK ADDED TO COUNTER. RM. 238. GENERAL NOTE ADDED NEAR KEY PLAN.
B	78/07/06	REVISED TO 'AS BUILTS'

PROJECT NO. 89857	
DATE APR. 1, '74	SCALE 1/8"
DRAWN R.S.	CHECK
APPROVED	

GOVERNMENT OF THE YUKON TERRITORY

DRAWING TITLE: LEVEL 2 EAST PLAN

PROJECT TITLE: TERRITORIAL ADMINISTRATION BUILDING WHITEHORSE, Y.T.

DRAWING NO. A7

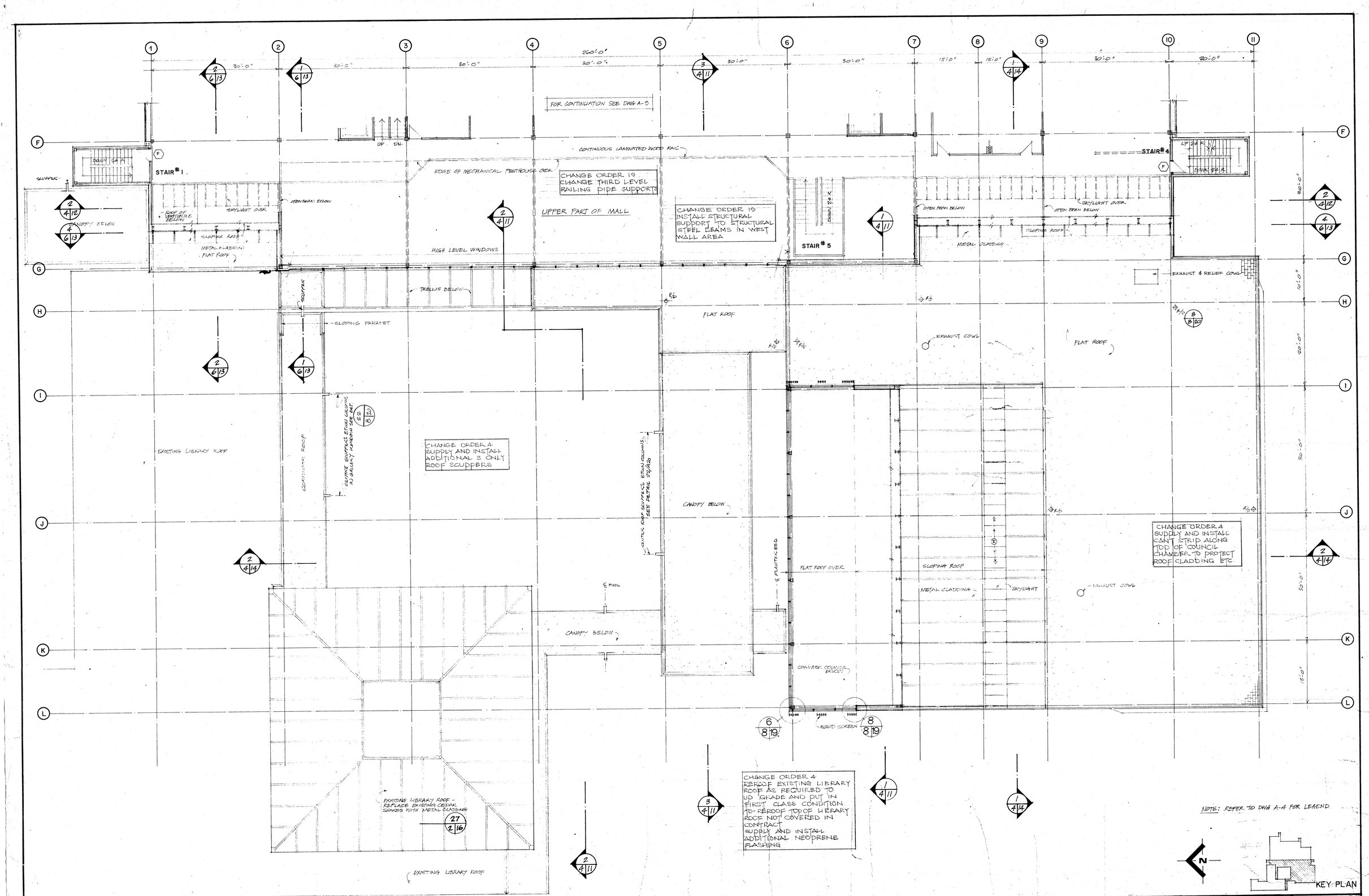

Public Works Canada / Travaux publics Canada
Pacific Region

REVISIONS		
NO.	DATE	DESCRIPTION
A	78/09/06	REVISED TO 'AS BUILTS.

PROJECT NO. 89857
DATE APR. 1 '74
SCALE 1/8" : 1'-0"
DRAWN KLC
CHECK
APPROVED

GOVERNMENT OF THE YUKON TERRITORY

DRAWING TITLE
LEVEL 3 WEST PLAN

PROJECT TITLE
TERRITORIAL ADMINISTRATION BUILDING
WHITEHORSE, Y.T.

DRAWING NO.
A 8

0000

FOR CONTINUATION SEE DWG A-3

STAIR # 1

STAIR # 4

STAIR # 5

UPPER PART OF MALL

CHANGE ORDER 19
CHANGE THIRD LEVEL RAILING PIDE SUPPORTS

CHANGE ORDER 19
INSTALL STRUCTURAL SUPPORT TO STRUCTURAL STEEL BEAMS IN WEST WALL AREA

CHANGE ORDER 4
SUPPLY AND INSTALL ADDITIONAL 3 ONLY ROOF SCUPPERS

CHANGE ORDER 4
SUPPLY AND INSTALL CANT STRIP ALONG TOP OF COUNCIL CHAMBER TO PROTECT ROOF CLADDING ETC

CHANGE ORDER 4
REROOF EXISTING LIBRARY ROOF AS REQUIRED TO UP GRADE AND PUT IN FIRST CLASS CONDITION TO REROOF TOP OF LIBRARY ROOF NOT COVERED IN CONTRACT
SUPPLY AND INSTALL ADDITIONAL NEOPRENE FLASHING

EXISTING LIBRARY ROOF - REPLACE EXISTING CEDAR SHAKES WITH METAL CLADDING

NOTE: REFER TO DWG A-4 FOR LEGEND

KEY PLAN

Public Works Canada / Travaux publics Canada — Pacific Region	
REVISIONS — NO. 1, DATE 28/10/76, DESCRIPTION: REVISED TO 'AS BUILTS'	
PROJECT NO. 89857	
DATE APR. 1 '74	SCALE 1/8" : 1'-0"
DRAWN KLC	CHECK
APPROVED	
GOVERNMENT OF THE YUKON TERRITORY	
DRAWING TITLE: LEVEL 3 WEST PLAN	
PROJECT TITLE: TERRITORIAL ADMINISTRATION BUILDING, WHITEHORSE, Y.T.	
DRAWING NO. A 8	

CHANGE ORDER 10
SUPPLY AND INSTALL STEEL STUD WALL ON LINE 3 AND 7 BETWEEN LINE A AND B AND B AND C RESPECTIVELY

CHANGE ORDER 10
INSTALL ADDL DOOR FRAME ON SOUTH WALL; ADD ADDITIONAL LAYER 5/8" BOARD ON THE WEST WALL; INSTALL 5/8 GYPSUM BOARD CEILING

CHANGE ORDER 30
MISC. PAINTING THROUGHOUT BUILDING IN AREAS RELATING TO C.N.T., COMPUTER ROOM AND OTHER EQUIPMENT

CHANGE ORDER 19
ADDITIONAL STEEL SUPPORTS FOLDING PARTITION

CHANGE ORDER 23
SUPPLY AND INSTALL WINDOW CHANNELS THIRD FLOOR, NORTH, EAST AND WEST SIDES

NOTE: REFER TO DWG A-4 FOR LEGEND

KEY PLAN

REVISIONS		
NO.	DATE	DESCRIPTION
1	7/10/75	RELOCATION DOOR & ADDITIONAL MOVABLE PARTITIONED OFFICE
2	7/10/76	REVISED TO 'AS BUILTS'

Public Works Canada / Travaux publics Canada
Pacific Region

PROJECT NO. 87857
DATE APRIL 1/74
SCALE 1/8"=1'-0"
DRAWN R.S.
CHECK
APPROVED

GOVERNMENT OF THE YUKON TERRITORY

DRAWING TITLE
LEVEL 3 EAST PLAN

PROJECT TITLE
TERRITORIAL ADMINISTRATION BUILDING
WHITEHORSE, Y.T.

DRAWING NO.
A9

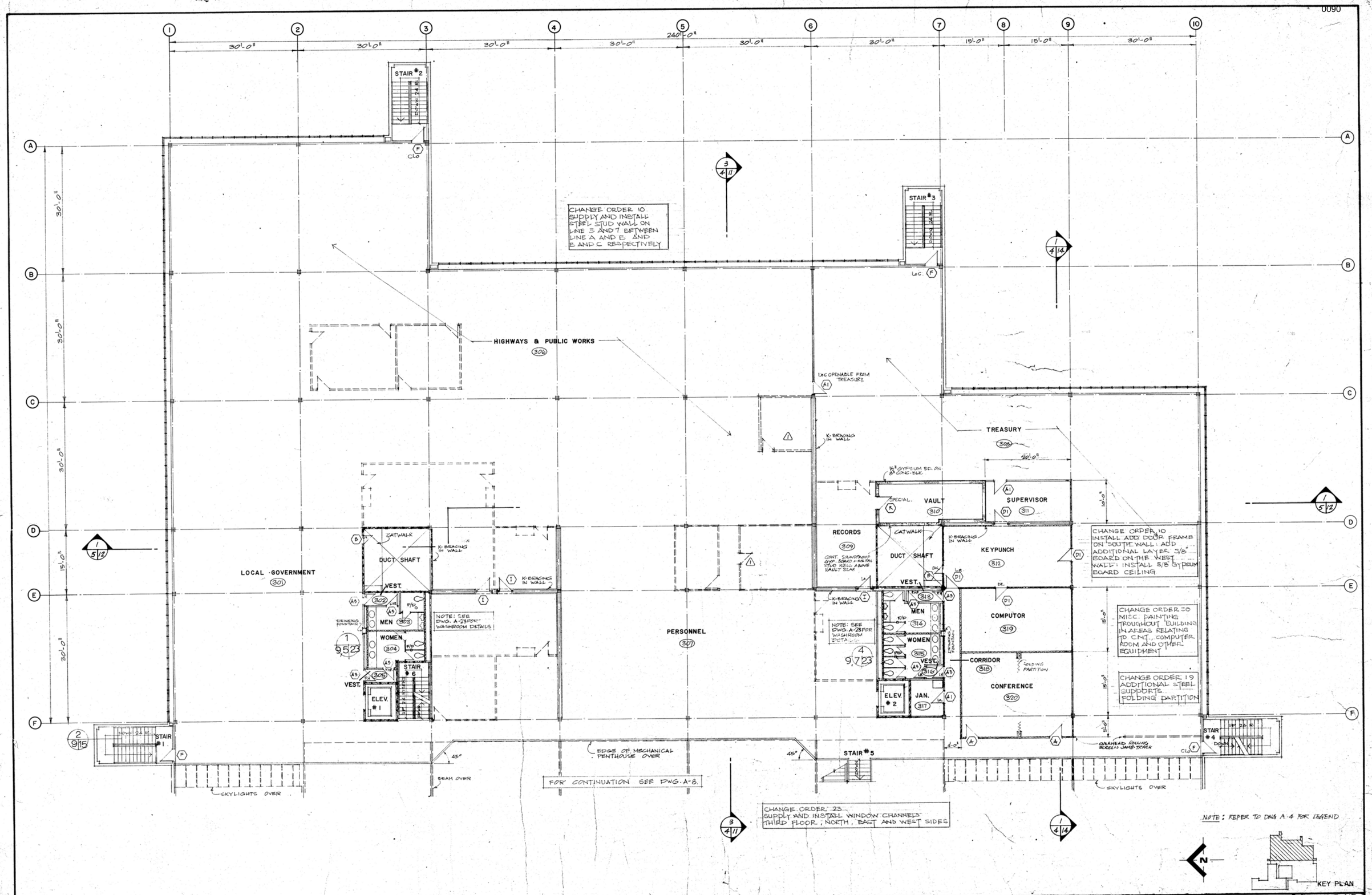

Public Works Canada / Travaux publics Canada
Pacific Region

REVISIONS		
NO.	DATE	DESCRIPTION
1	7/10/75	RELOCATION DOOR & ADDITIONAL MOVABLE PARTITIONED OFFICE
2	78/03/06	REVISED TO 'AS BUILTS'

PROJECT NO. 87857
DATE APRIL 1/74
SCALE 1/8" = 1'-0"
DRAWN R.S.
CHECK
APPROVED

GOVERNMENT OF THE YUKON TERRITORY

DRAWING TITLE
LEVEL 3 EAST PLAN

PROJECT TITLE
TERRITORIAL ADMINISTRATION BUILDING
WHITEHORSE, Y.T.

DRAWING NO.
A9

PENTHOUSE FLOOR PLAN

PENTHOUSE ROOF PLAN
SCALE: 1/16" = 1'-0"

KEY-PLAN

NOTE: REFER TO DWG. A.4 FOR LEGEND.

CHANGE ORDER 20
SUPPLY AND INSTALL ONE ONLY ADDITIONAL ROOF DRAIN TO PREVENT EXCESSIVE PONDING

CHANGE ORDER 4
SUPPLY AND PLACE 2'X2' CONCRETE SLABS IN COOLING TOWER AREA

CHANGE ORDER 4
SUPPLY AND PLACE 2'X2' CONCRETE SLABS IN FRONT LOUVRE OPENINGS

CHANGE ORDER 4
SUPPLY AND INSTALL FLASHING AROUND COOLING TOWER BASES COMPLETE WITH CONCRETE SLEEPERS

CHANGE ORDER 18
INSTALL EXTRA WINDOW PENTHOUSE NORTH WALL

CHANGE ORDER 20
EXTRA PAINT ON CONCRETE FLOORS MECHANICAL ROOM IN COUNCIL BLOCK AND PENTHOUSE, SPRINKLER RM STATIONARY AND STORAGE ROOM SEE DWG A5.

CHANGE ORDER 6
INSTALL STEEL BASE FOR MAIN CONTROL PANEL

CHANGE ORDER 6
SUPPLY AND INSTALL COMPLETE WALL BETWEEN CORRIDOR P.04 AND STAIR 6

CHANGE ORDER 7
SUPPLY AND INSTALL OF CONCRETE CURBING

CHANGE ORDER 8
CONCRETE ON ROOF CONCRETE BEAMS AND REBAR. RE DRAWING S.K. 101

CHANGE ORDER 19
PROVIDE ADDITIONAL SIDE WALK CONNECTING STAIR 4 TO PENTHOUSE RAMP

CHANGE ORDER 4
DELETE 2'X2' CONCRETE SLABS BETWEEN GRID LINE 7-10 AND E AND F REPLACED BY POUR IN PLACE CONCRETE

NOTE: LOCN. OF CURBS, BOLTS, ETC ARE APPROX. ONLY - EXACT LOCATION SHALL DEPEND ON MECH. EQUIPT SELECTED

FOR INSULATION DETAILS IN PENTHOUSE SEE MECH DWG M13

REVISIONS		
NO.	DATE	DESCRIPTION
A	SEPT 10 '74	HOUSEKEEPING PAD ADDED NEAR GRID L-2 IN AREA P.01, HOUSKEEPING PAD EXTENDED BETWEEN GRIDS 6-8 & G-F, PAD ON GRID 7 & L-2 DELETED NORTH OF G-F LINE AND GRID 7. SCUPPERS DELETED ON STAIR #2, #3 & #4, ROOF DRAINS ADDED IN LIEU. (SEE ARCHITECTURAL & MECHANICAL ASSEMBLIES.)
B	21 OCT 74	DETAILS OF COOLING TOWER, WALLS & BITUMEN COL. ON GRIDLINE '5' ADDED.
C	2/14/00	REVISED TO 'AS BUILTS'

PROJECT NO.	89857
DATE	APR 1 '74
SCALE	1/8" & 1/16"
DRAWN	KLC/KRG
CHECK	
APPROVED	

Public Works Canada / Travaux publics Canada
Pacific Region

GOVERNMENT OF THE YUKON TERRITORY

DRAWING TITLE
MECHANICAL PENTHOUSE FLOOR & ROOF PLANS

PROJECT TITLE
TERRITORIAL ADMINISTRATION BUILDING
WHITEHORSE, Y.T.

DRAWING NO.
A10
B

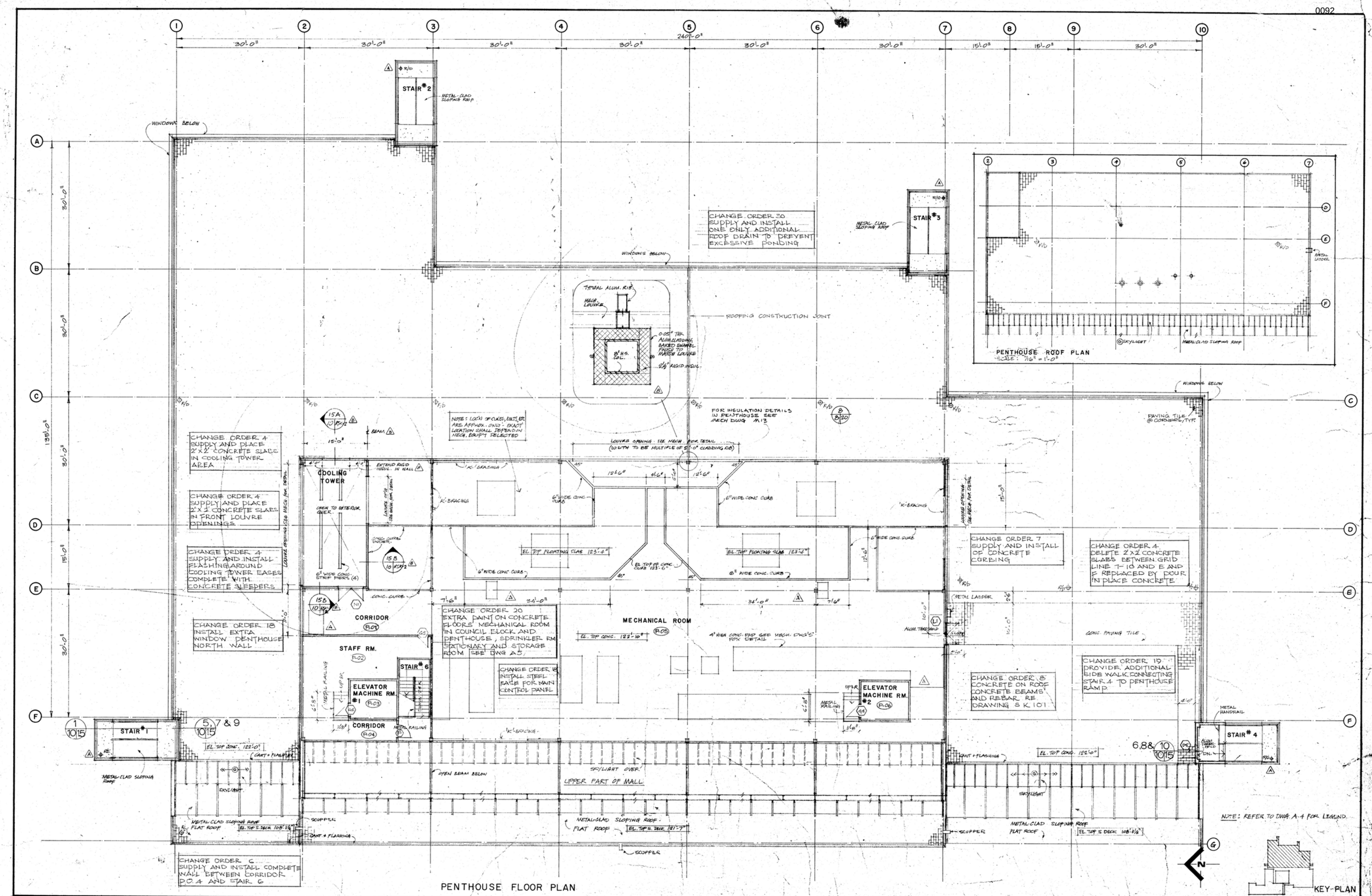

PENTHOUSE FLOOR PLAN

Public Works Canada / Travaux publics Canada
Pacific Region

NO.	DATE	REVISIONS DESCRIPTION
A	SEP 1974	HOUSEKEEPING PAD ADDED NEAR GRID L-2 IN AREA P-01. HOUSEKEEPING PAD EXTENDED BETWEEN 3 & 4 & 6 TO 6 & 7. PAD (6'-6" x 4'-0") DELETED NORTH OF 6 & 6 AND 6 & 7. SCUPPERS DELETED ON STAIR #2, #3 & #4. ROOF DRAINS ADDED IN LIEU. (SEE ARCHITECTURAL & MECHANICAL ADDENDA)
B	21 OCT 74	DETAILS OF COOLING TOWER WALLS & EXTERIOR COL. ON GRIDLINE 'S' ADDED.
C	21/10/00	REVISED TO 'AS BUILTS'

PROJECT NO. 89857
DATE APR. 1 '74
SCALE 1/8" & 1/16"
DRAWN KLC & RS
CHECK
APPROVED

GOVERNMENT OF THE YUKON TERRITORY

DRAWING TITLE
MECHANICAL PENTHOUSE FLOOR & ROOF PLANS

PROJECT TITLE
TERRITORIAL ADMINISTRATION BUILDING
WHITEHORSE, Y.T.

DRAWING NO.
A10

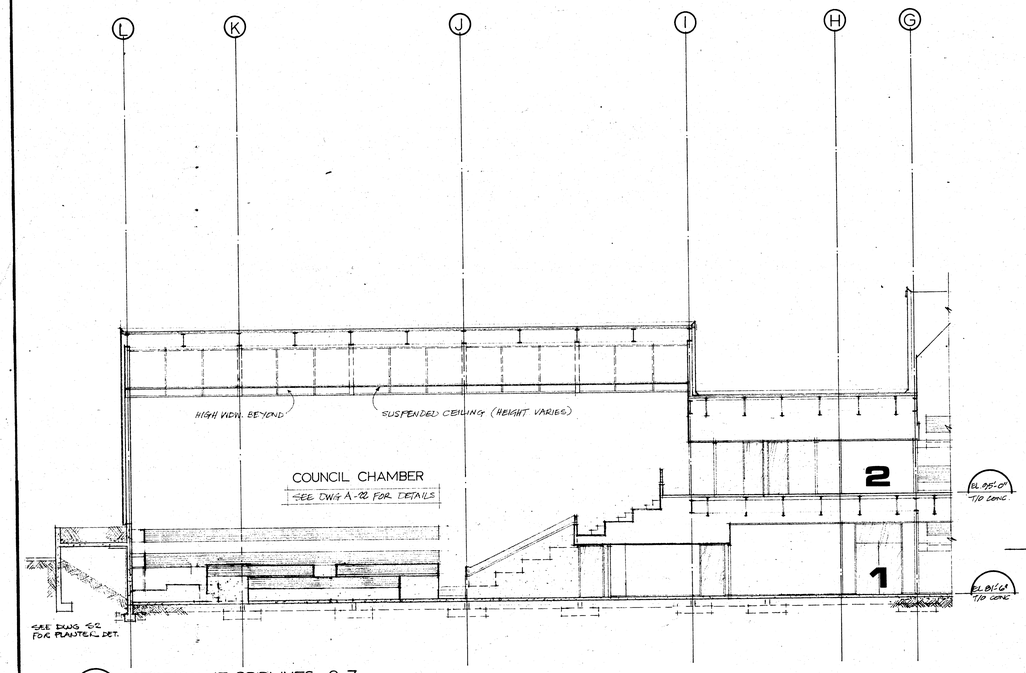

1/4|11 SECTION AT GRIDLINES 6-7

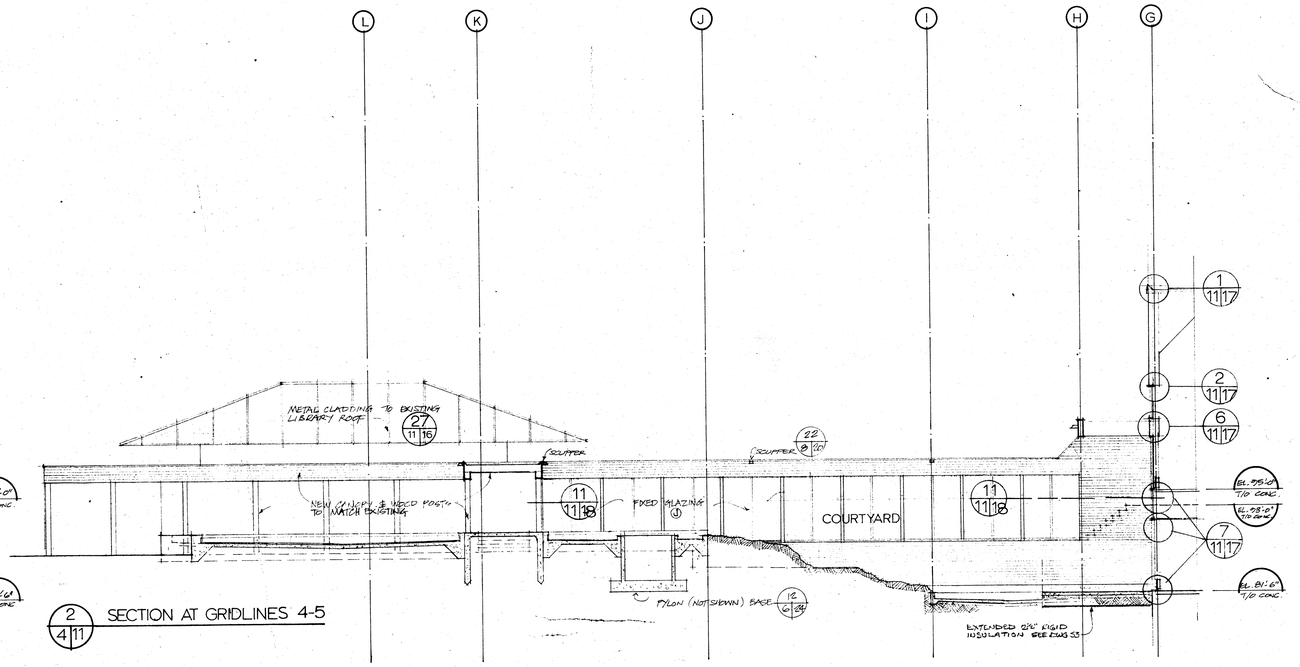

2/4|11 SECTION AT GRIDLINES 4-5

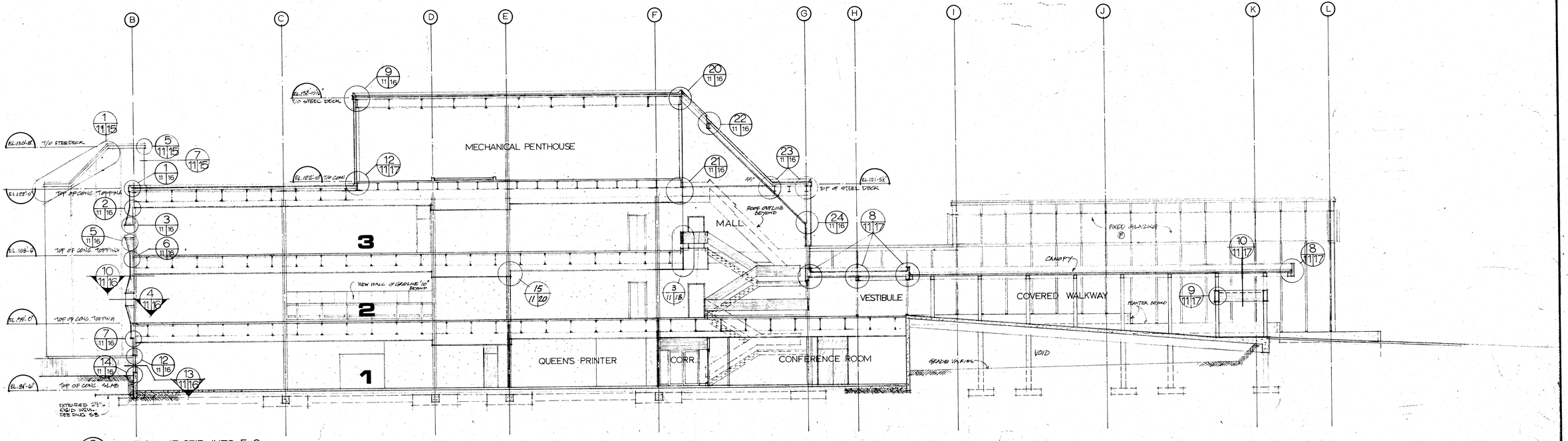

3/4|11 SECTION AT GRIDLINES 5-6

REVISIONS		
NO.	DATE	DESCRIPTION
A	[illegible]	RELEASED TO 'AS BUILTS'

PROJECT NO. 89857
DATE [illegible]/74 SCALE ⅛":1'-0"
DRAWN KLC CHECK
APPROVED

GOVERNMENT OF THE YUKON TERRITORY

DRAWING TITLE
BUILDING SECTION

PROJECT TITLE
TERRITORIAL ADMINISTRATION BUILDING
WHITEHORSE, Y.T.

DRAWING NO.
A-11

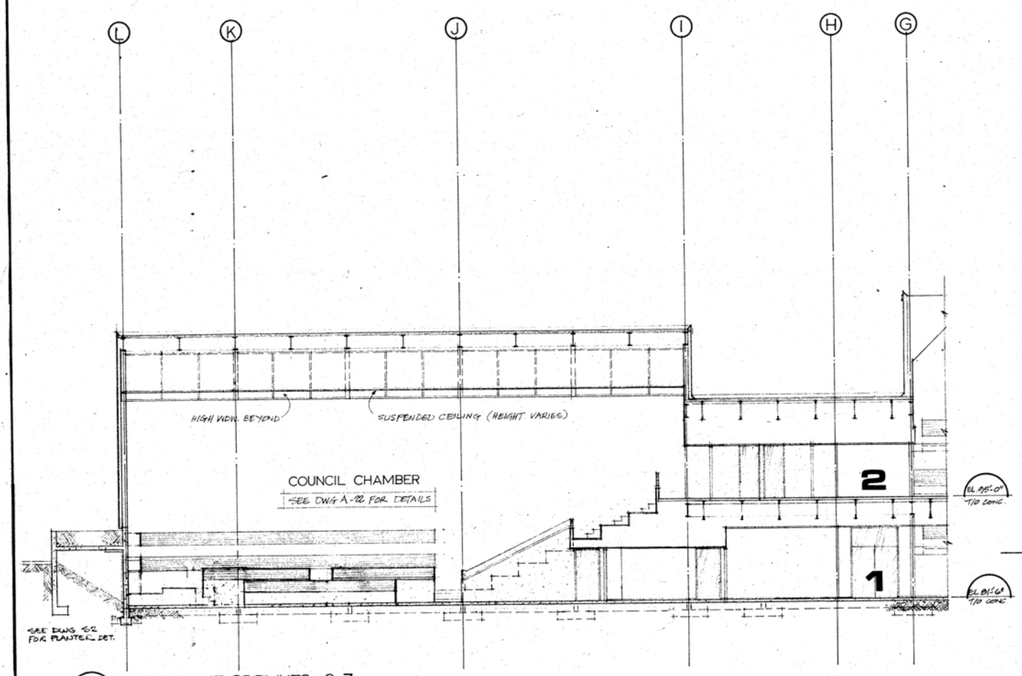

1/4|11 SECTION AT GRIDLINES 6-7

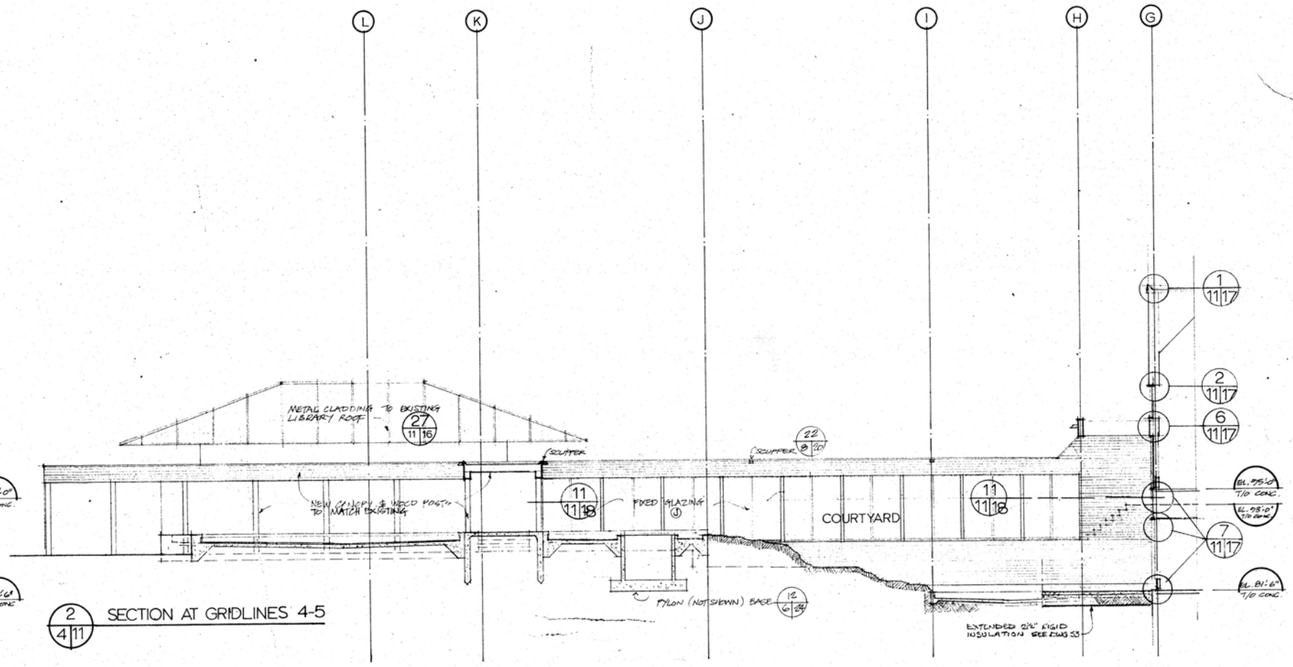

2/4|11 SECTION AT GRIDLINES 4-5

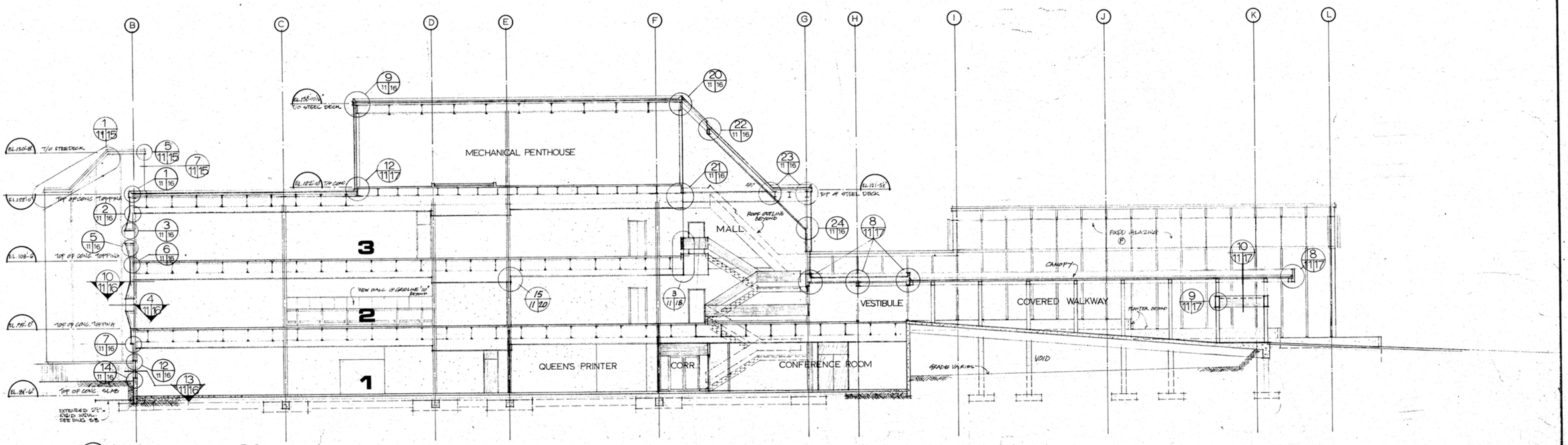

3/4|11 SECTION AT GRIDLINES 5-6

REVISIONS		
NO.	DATE	DESCRIPTION
A	[illegible]	RELEASED TO 'AS BUILTS'

PROJECT NO. 89857
DATE [illegible] | SCALE 1/8" : 1'-0"
DRAWN KLC | CHECK
APPROVED

GOVERNMENT OF THE YUKON TERRITORY

DRAWING TITLE
BUILDING SECTION

PROJECT TITLE
TERRITORIAL ADMINISTRATION BUILDING
WHITEHORSE, Y.T.

DRAWING NO.
A11

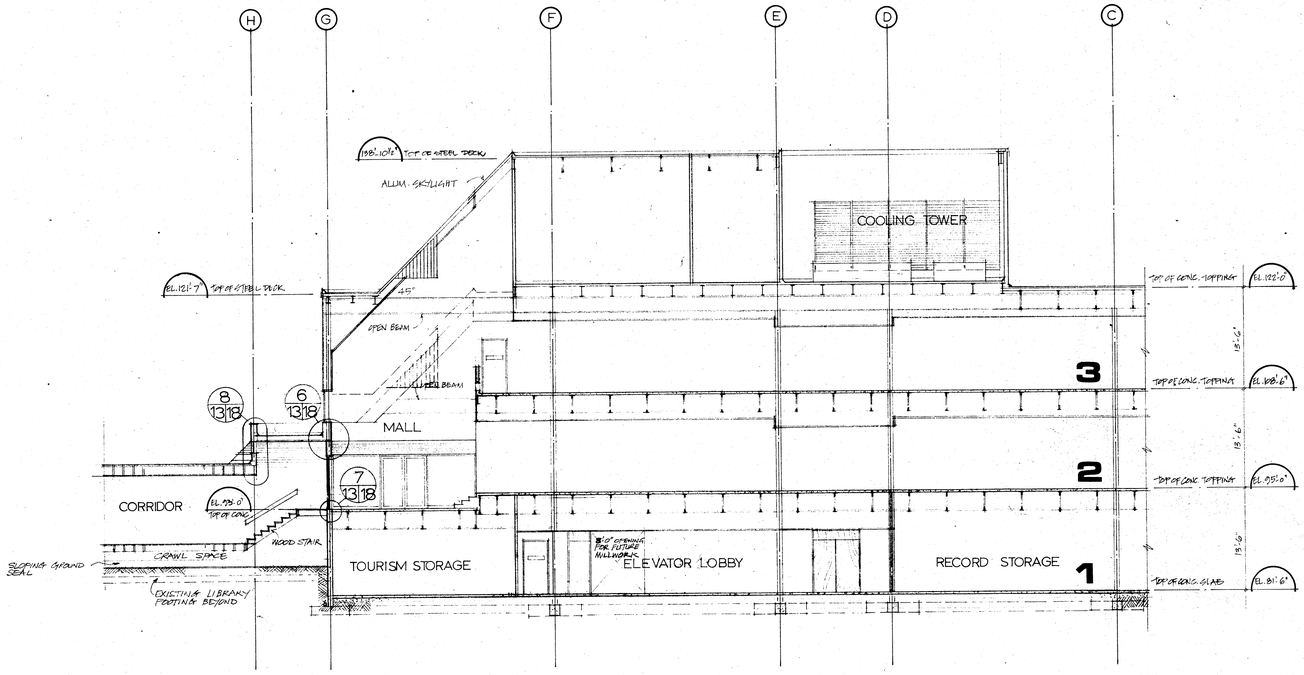

1 6|13 SECTION AT GRIDLINES 2-3

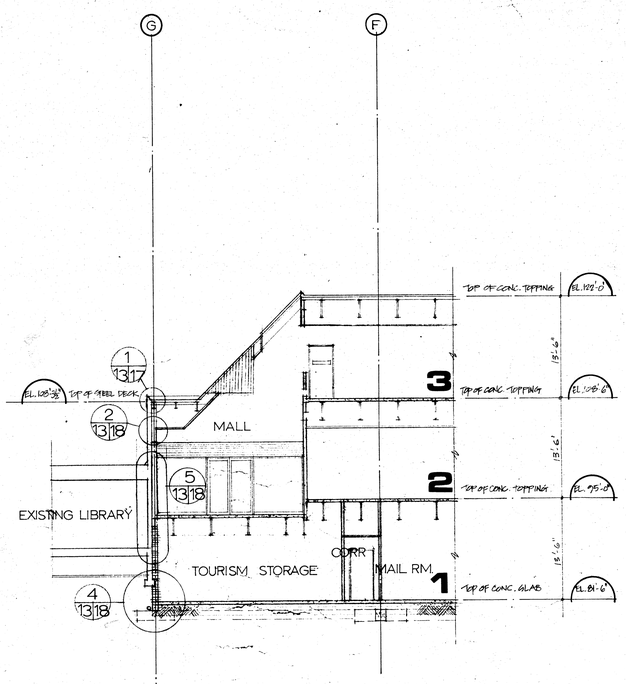

2 6|13 SECTION AT GRIDLINES 1-2

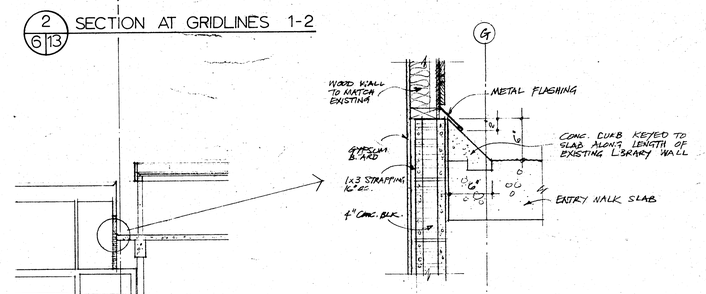

3 6|13 SECTION AT GRIDLINE 1

4 6|13 SECTION AT GRIDLINES F-G

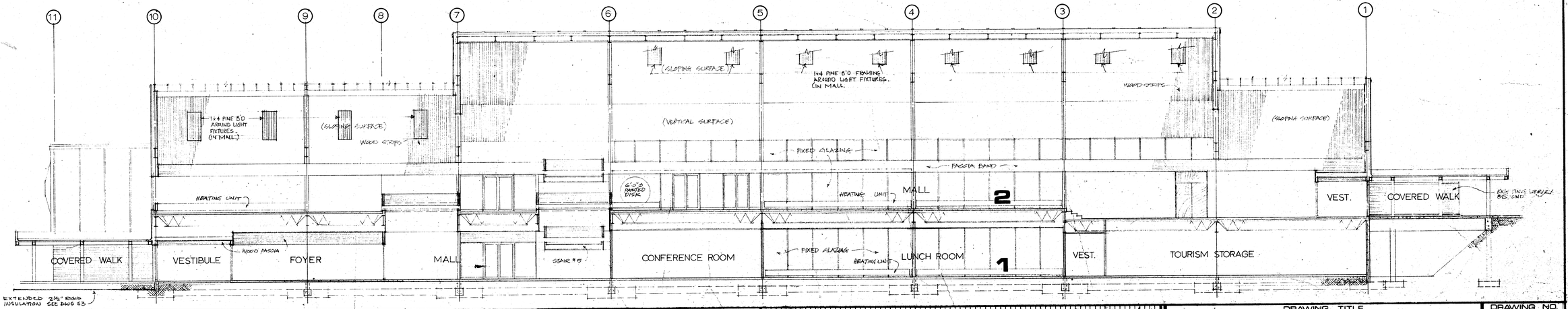

Public Works Travaux publics Canada Canada Pacific Region

REVISIONS		
NO.	DATE	DESCRIPTION
1	74/04/26	REVISED TO 'AS BUILTS'

PROJECT NO. 73857

DATE	SCALE
APR. 1. 74	1/8"=1'-0"
DRAWN KLC	CHECK
APPROVED	

GOVERNMENT OF THE YUKON TERRITORY

DRAWING TITLE
BUILDING SECTIONS

PROJECT TITLE
TERRITORIAL ADMINISTRATION BUILDING
WHITEHORSE, Y.T.

DRAWING NO.
A13

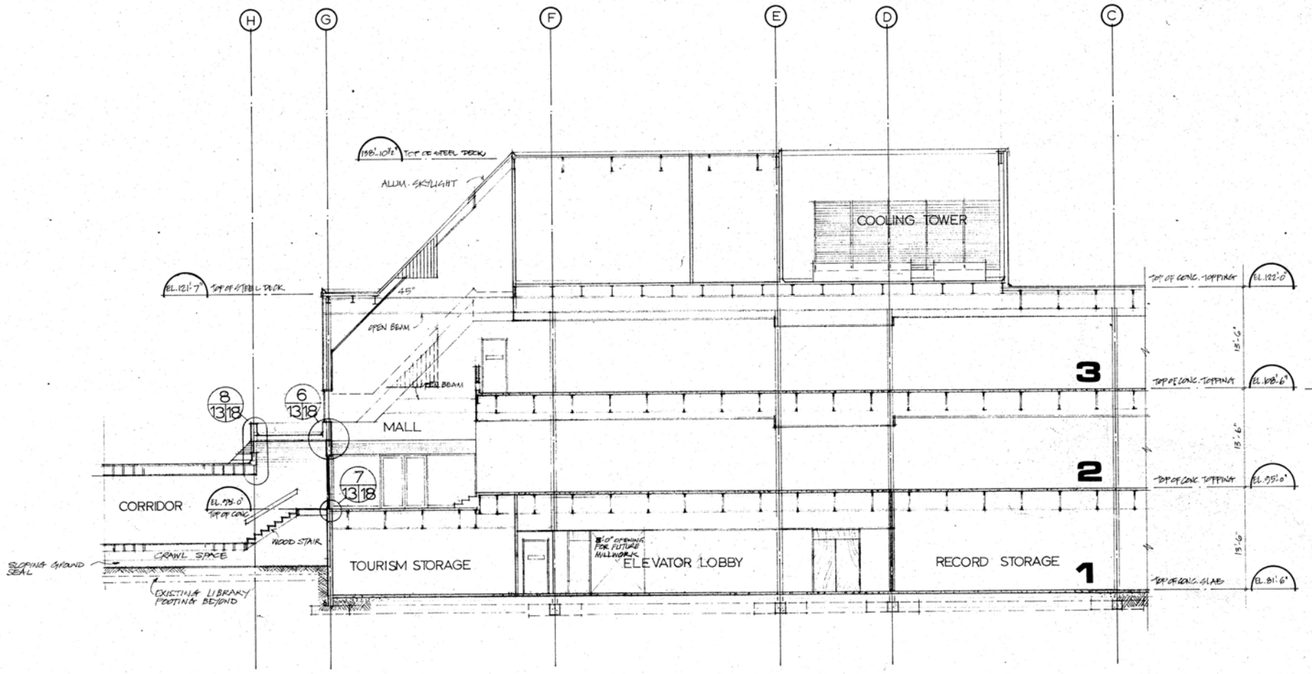

1/6|13 SECTION AT GRIDLINES 2-3

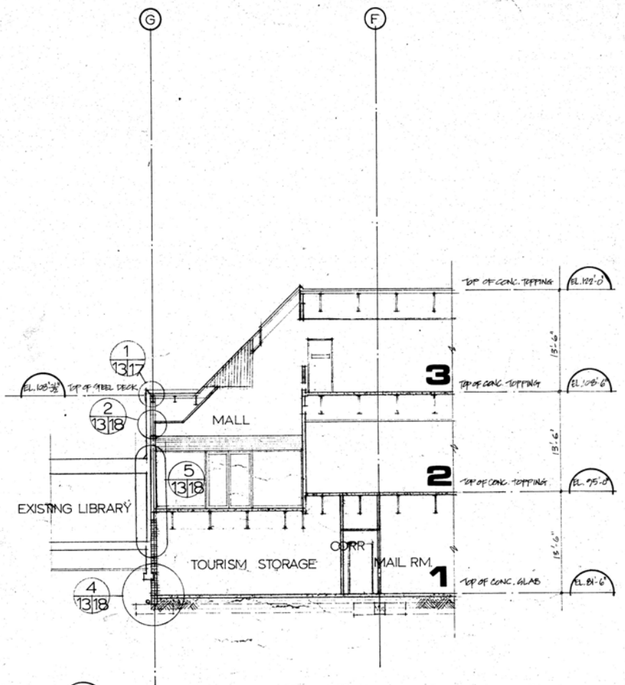

2/6|13 SECTION AT GRIDLINES 1-2

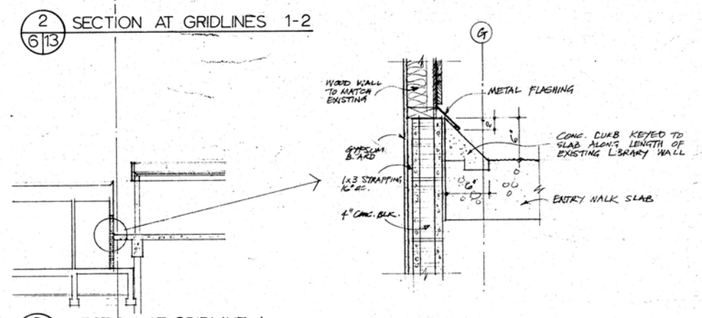

3/6|13 SECTION AT GRIDLINE 1

4/6|13 SECTION AT GRIDLINES F-G

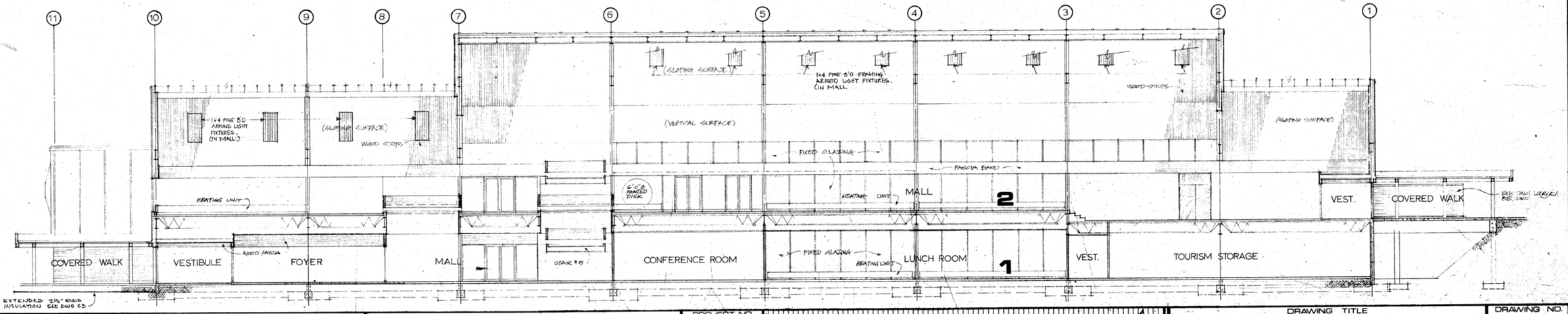

REVISIONS		
NO.	DATE	DESCRIPTION
A	78/02/06	REVISED TO 'AS BUILTS'

Public Works Canada / Travaux publics Canada — Pacific Region

PROJECT NO. 89857
DATE APR. 1, '74 — SCALE 1/8" = 1'-0"
DRAWN KLC — CHECK
APPROVED

GOVERNMENT OF THE YUKON TERRITORY

DRAWING TITLE: BUILDING SECTIONS

PROJECT TITLE: TERRITORIAL ADMINISTRATION BUILDING, WHITEHORSE, Y.T.

DRAWING NO. A13

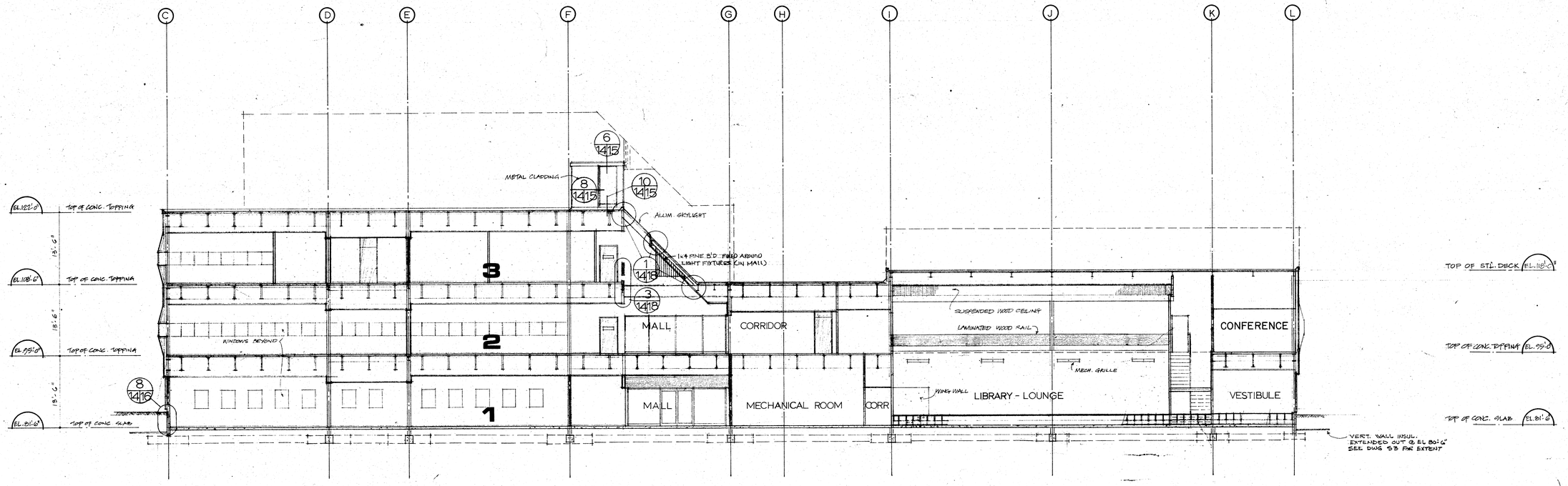

1/4 14 SECTION AT GRIDLINES 8-9

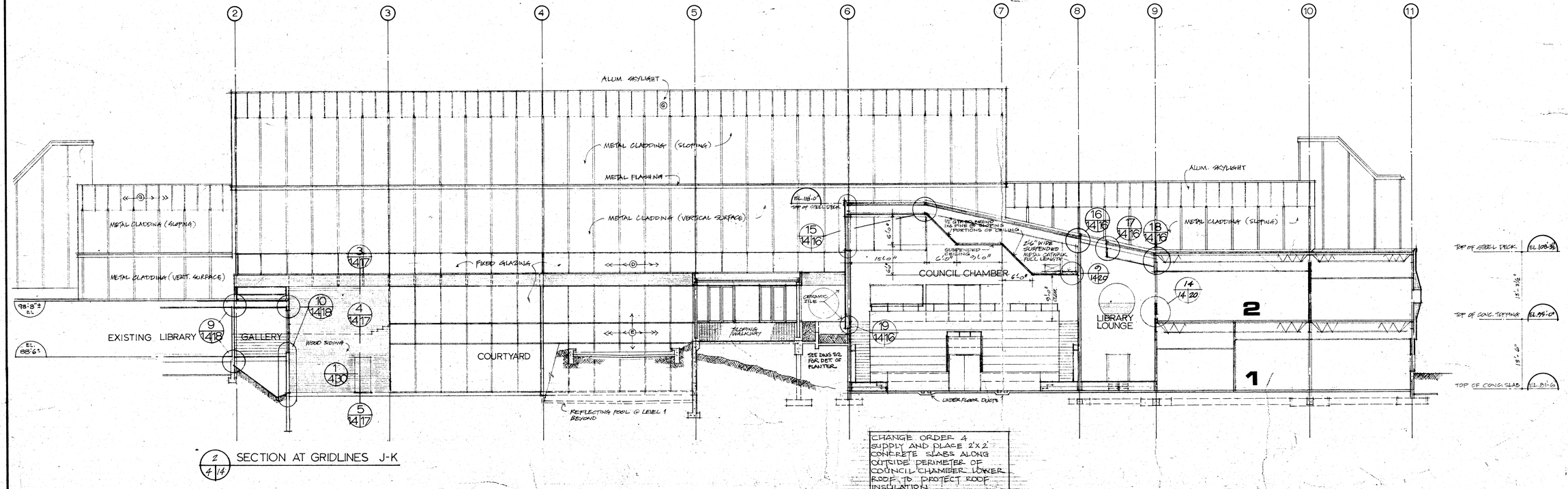

2/4 14 SECTION AT GRIDLINES J-K

CHANGE ORDER 4
SUPPLY AND PLACE 2'x2' CONCRETE SLABS ALONG OUTSIDE PERIMETER OF COUNCIL CHAMBER LOWER ROOF TO PROTECT ROOF INSULATION

REVISIONS			PROJECT NO.		DRAWING TITLE	DRAWING NO.
NO.	DATE	DESCRIPTION	80857		BUILDING SECTIONS	
1			DATE	SCALE		
			DRAWN	CHECKED		
			APPROVED			

GOVERNMENT OF THE YUKON TERRITORY

TERRITORIAL ADMINISTRATION BUILDING WHITEHORSE, Y.T.

NOTE
ALL ALUM. FLASHING TO BE PAINTED TO MATCH ADJACENT ANODIZED ALUM. CLADDING

1 / 11/16 TYPICAL LEVEL 3 ROOF AND WALL

2 / 11/16 TYPICAL CHANGE OF WALL SLOPE ABOVE WINDOWS

3 / 11/16 TYPICAL WINDOW HEAD

4 / 11/16 TYP. PLAN DETAIL OF WINDOWS AT GRIDLINES

5 / 11/16 TYPICAL WINDOW SILL

6 / 11/16 TYPICAL CHANGE OF WALL SLOPE AT FLOOR LEVELS

7 / 11/16 TYPICAL TRANSITION OF METAL TO WOOD CLADDING

8 / 14/16 TYPICAL AT GRADE

9 / 11/16 TYPICAL ROOF AND WALL

10 / 11/16 TYPICAL PLAN DETAIL AT COLUMN

CHANGE ORDER 2:
MATERIAL CHANGE:
SUPPLY AND INSTALL 6 1/2 METAL STUDS IN LIEU OF 2 1/2
AE DRAWING R5R1

11 / 16 CHANGE OF WALL SLOPE AT LEVEL 2

12 / 11/16 TYPICAL WINDOW HEAD AT LEVEL 1

13 / 11/16 TYPICAL JAMB AT LEVEL 1 WINDOWS

14 / 11/16 TYPICAL WINDOW SILL AT LEVEL 1

15 / 14/16 ROOF AND WALL AT WINDOWS OF COUNCIL CHAMBER

19 / 14/16 TOP OF FOUND WALL AT COUNCIL CHAMBER

20 / 11/16 PENTHOUSE ROOF AND HIGH SKYLIGHT IN MALL

21 / 11/16 PENTHOUSE FLOOR AND LEVEL 3 CEILING AT MALL

26 / 16/16 SIMILAR

16 / 14/16 ROOF, WALL AND SKYLIGHT AT C. BLOCK

17 / 14/16 SKYLIGHT

18 / 14/16 CHANGE IN ROOFSLOPE

Maintain Same Profile at Fascia

Note:
Maintain consistent visual effect of Alum. Fascia & Flashing. Same Applies to Fascia on West Side Elev.

SECTION 'B'
Alum. Fascia at Council Chamber.

SECTION 'A'

Alum. Fascia at Council Chambers.

22 / 11/16 SKYLIGHT

23 / 11/16 CHANGE IN ROOF SLOPE AT MALL

24 / 11/16 CEILING TO WALL TRANSITION AT MALL

25 / 16/16 SECTION THRO' CANT AND SKYLIGHT

26 / 16/16 SECTION THRO' CANT AND ROOF CLADDING

NOTE
REMOVE EXISTING SHAKES AND SHEATHING

REMOVE EX. DT. SHAKES ON STRAP FIXS

27 / 2/16 NEW FINISH ON EXISTING LIBRARY ROOF

REVISIONS

NO.	DATE	DESCRIPTION
2	96/09/24	AS PER ELEV. NOTES TO DETAIL 7 ELEVATION FOR REVISIONS R/M (16) WINDOW HEAD R/S ADDED TO DET 12 R/S TO CONC. SILL ELEV. FOR REVISIONS R/M WINDOWS ADDED TO DET 14
1	96/10/06	Revised to 'As Built'.

Public Works Canada / Travaux publics Canada
Pacific Region

PROJECT NO. 87297

DATE	SCALE
APRIL 1994	1/8 FULL
DRAWN B.H.R.	CHECK
APPROVED	

GOVERNMENT OF THE YUKON TERRITORY

DRAWING TITLE
WALL SECTIONS AND DETAILS

PROJECT TITLE
ADMINISTRATION BUILDING
WHITEHORSE, Y.T.

DRAWING NO.
A 16

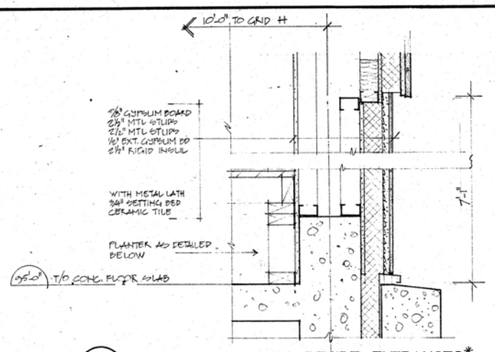

1 / 21|21 CERAMIC TILE WALL BESIDE ENTRANCES*

1/8 F.S.

* NORTH & SOUTH ENTRANCES HAVE CERAMIC TILE ON INTERIOR FACES ALSO (SEE DETAIL 13/A19)

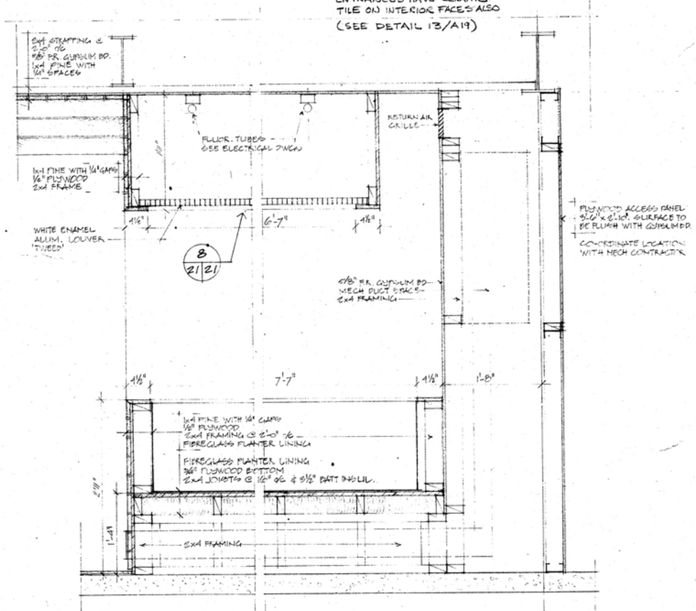

4 / 21|21 PLANTER AND LIGHTBOX SECTION

1" = 1'-0"

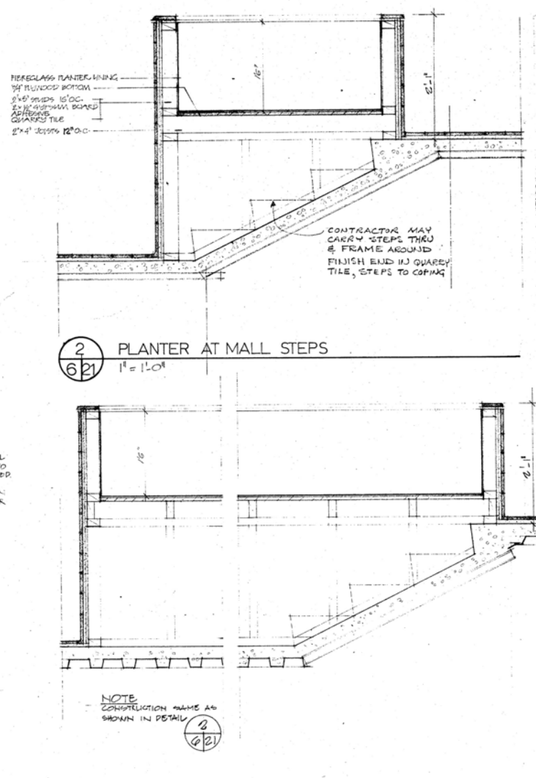

2 / 6|21 PLANTER AT MALL STEPS

1" = 1'-0"

5 / 6|21 PLANTER AT MALL STEPS

1" = 1'-0"

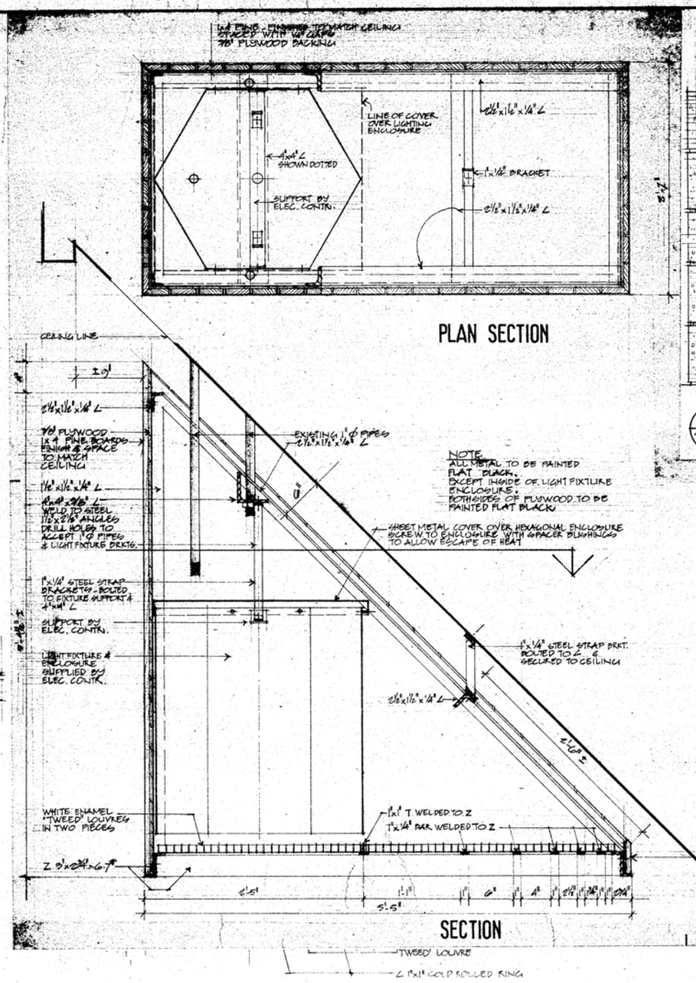
¼" FINE TEXTURE PLYWOOD CEILING SPACED WITH ¼" GAPS
7/8" PLYWOOD BACKING
LINE OF COVER OVER LIGHTING ENCLOSURE
4x4" SHOWN DOTTED
SUPPORT BY ELEC. CONTR.
2½"x1½"x¼" L
L 2½"x2½" BRACKET
CEILING LINE
1'-0"
2½"x1½"x¼" L
7/8" PLYWOOD W/ ¼" FINE BOARDS FINISH & SPACE TO MATCH CEILING
1½"x1½"x¼" L
4"x4"x3/16" L WELD TO STEEL 1½"x2½" ANGLES DRILL HOLES TO ACCEPT 1" Ø PIPES & LIGHT FIXTURE BRKTS.
EXISTING 1½" Ø PIPES
2½"x1½"x¼" L
NOTE
ALL METAL TO BE PAINTED FLAT BLACK.
EXCEPT INSIDE OF LIGHT FIXTURE ENCLOSURE.
BOTH SIDES OF PLYWOOD TO BE PAINTED FLAT BLACK.
SHEET METAL COVER OVER HEXAGONAL ENCLOSURE SCREW TO ENCLOSURE WITH SPACER BUSHINGS TO ALLOW ESCAPE OF HEAT
1"x1/8" STEEL STRAP BRKTS. - BOLTED TO FIXTURE SUPPORTS & 4"x4" L
SUPPORT BY ELEC. CONTR.
LIGHT FIXTURE & ENCLOSURE SUPPLIED BY ELEC. CONTR.
1"x1/8" STEEL STRAP BRKT. BOLTED TO L & SECURED TO CEILING
2½"x1½"x¼" L
WHITE ENAMEL "TWEED" LOUVRES IN TWO PIECES
1"x1" T WELDED TO Z
1"x1/4" BAR WELDED TO Z
Z 5"x2½"x6'-7"
¼" FINE VERTICAL
4'-5"
5'-5"
1'-0"
1'-0"
1'-0

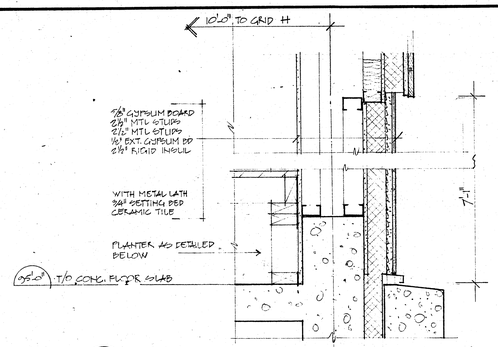

1 / 21/21 CERAMIC TILE WALL BESIDE ENTRANCES*

1/8 F.S.

* NORTH & SOUTH ENTRANCES HAVE CERAMIC TILE ON INTERIOR FACES ALSO (SEE DETAIL 13/A19)

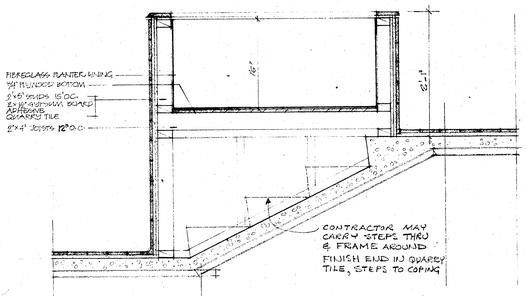

2 / 6/21 PLANTER AT MALL STEPS

1" = 1'-0"

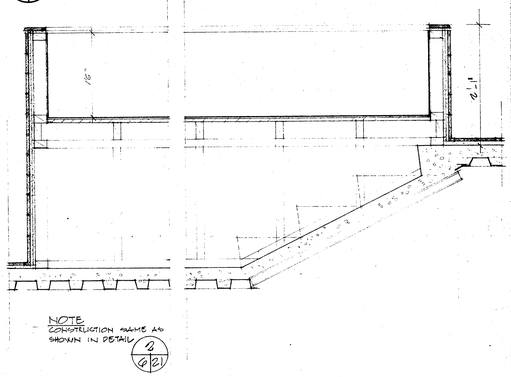

NOTE CONSTRUCTION SAME AS SHOWN IN DETAIL 2 / 6/21

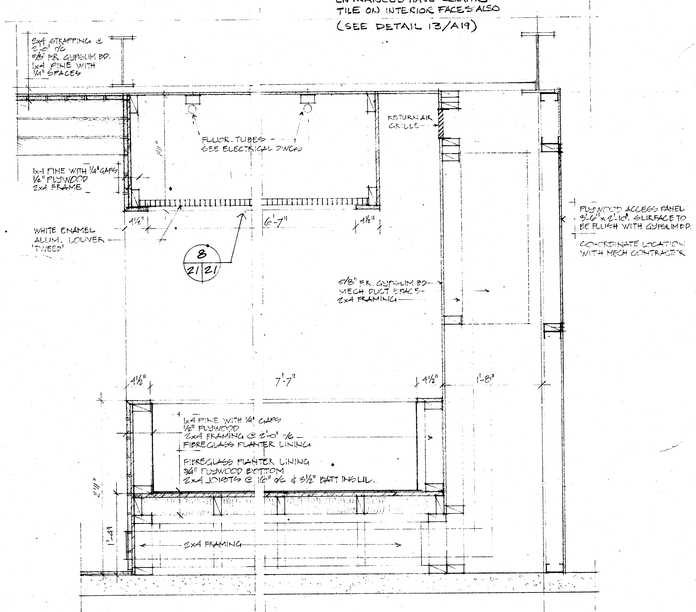

4 / 21/21 PLANTER AND LIGHTBOX SECTION

1" = 1'-0"

5 / 6/21 PLANTER AT MALL STEPS

1" = 1'-0"

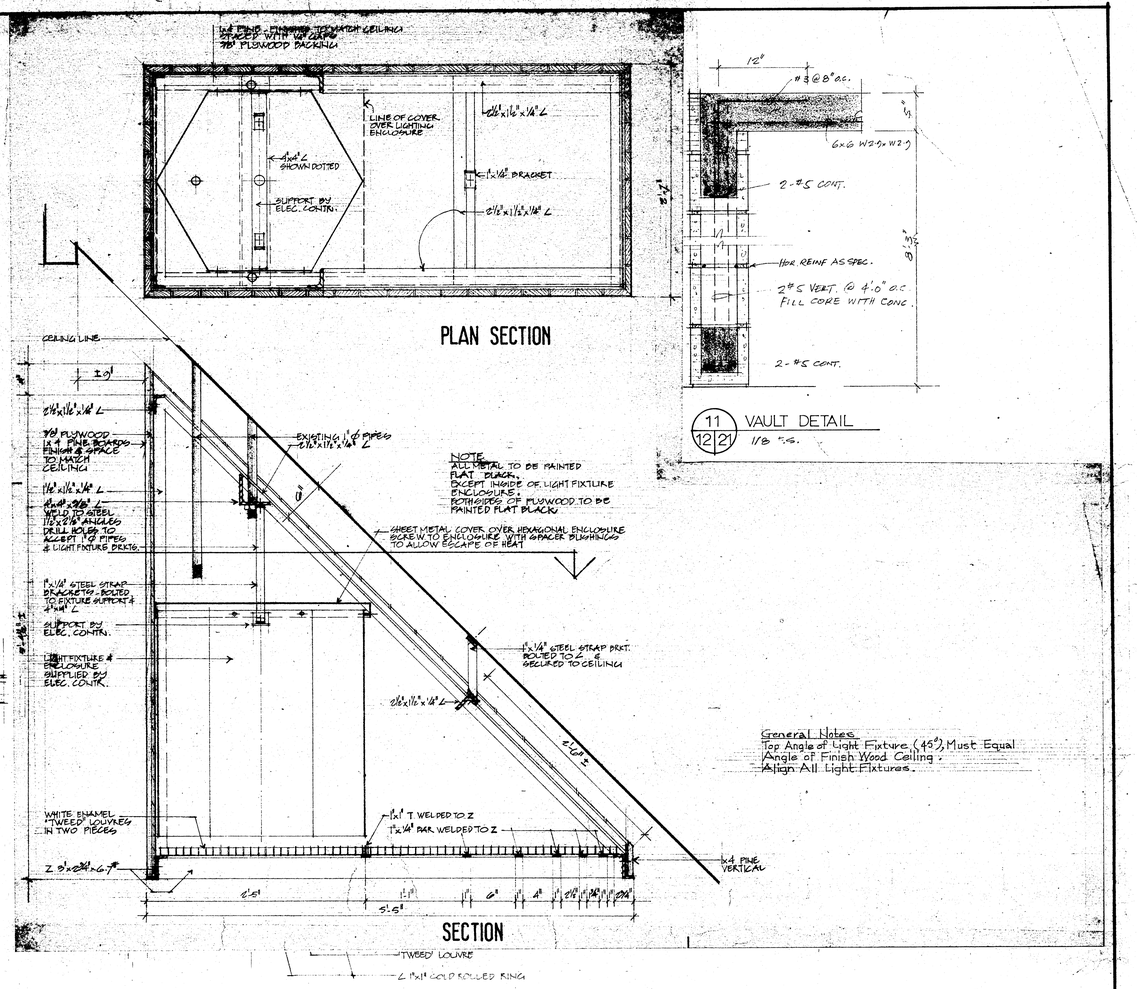

6 / 21 CROSS SECTION OF MALL LIGHT FIXTURE

SEE ELECTRICAL DWG. E-16

11 / 12/21 VAULT DETAIL

1/8 F.S.

General Notes
Top Angle of Light Fixture (45°) Must Equal Angle of Finish Wood Ceiling.
Align All Light Fixtures.

CHANGE ORDER 20
COST INCURRED IN FABRICATING LIGHTING FIXTURE TYPE H1 AS PER DRAWING SK A 21 R

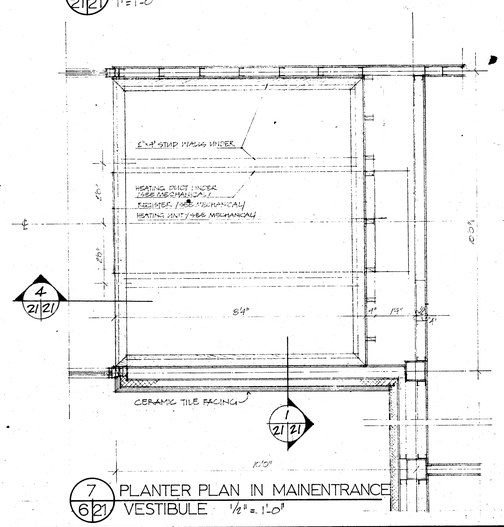

7 / 6/21 PLANTER PLAN IN MAINENTRANCE VESTIBULE 1½" = 1'-0"

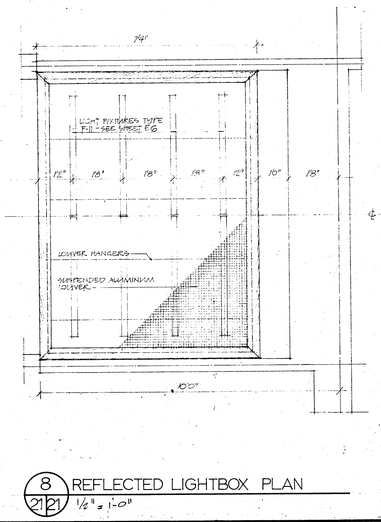

8 / 21/21 REFLECTED LIGHTBOX PLAN

1½" = 1'-0"

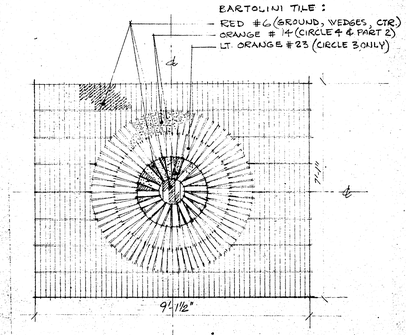

CERAMIC TILE AT MAIN ENTRANCE EXTERIOR FINISH ONLY

1½"-1'-0"

2 1/16" x 9 1/16" CERAMIC STRIP TILE : DARK BROWN OXIDE IN MORTAR. CIRCLE RADII AS PER NORTH & SOUTH ENTRANCES.

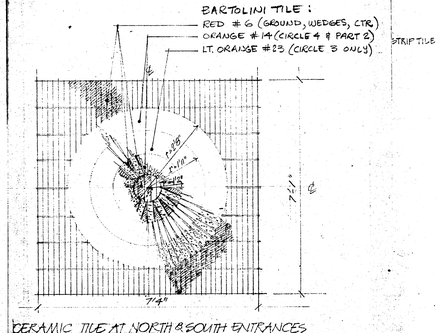

CERAMIC TILE AT NORTH & SOUTH ENTRANCES EXTERIOR & INTERIOR FINISH

1½"=1'0"

2 1/16" x 9 1/16" CERAMIC STRIP TILE - DARK BROWN OXIDE IN MORTAR

Public Works Travaux publics Canada Canada Pacific Region

REVISIONS		
NO.	DATE	DESCRIPTION
A	77/10/20	Revised to 'As Builts'

PROJECT NO. 80897

DATE APRIL 1, 1976 | SCALE AS NOTED

DRAWN H.M.G./R.H.R. | CHECK

APPROVED

GOVERNMENT OF THE YUKON TERRITORY

DRAWING TITLE
MILLWORK AND MISC. DETAILS

PROJECT TITLE
TERRITORIAL ADMINISTRATION BUILDING
WHITEHORSE, Y.T.

DRAWING NO.
A 21

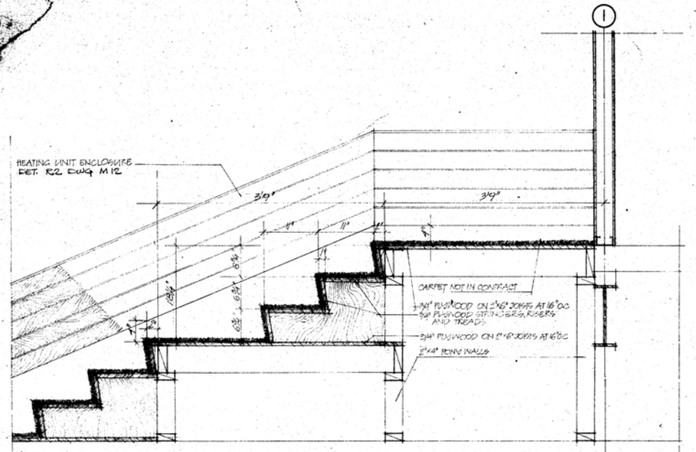

1 A22 GALLERY STEPS

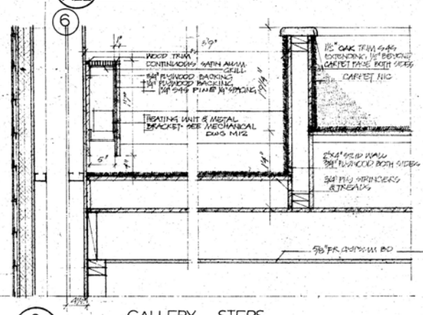

2 A22 GALLERY STEPS

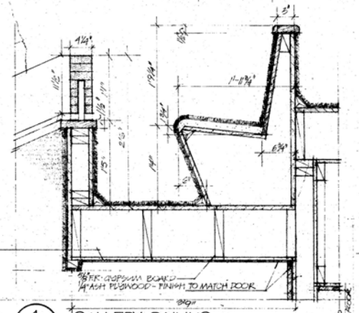

4 A22 GALLERY RAILING OVER MAIN ENTRANCE

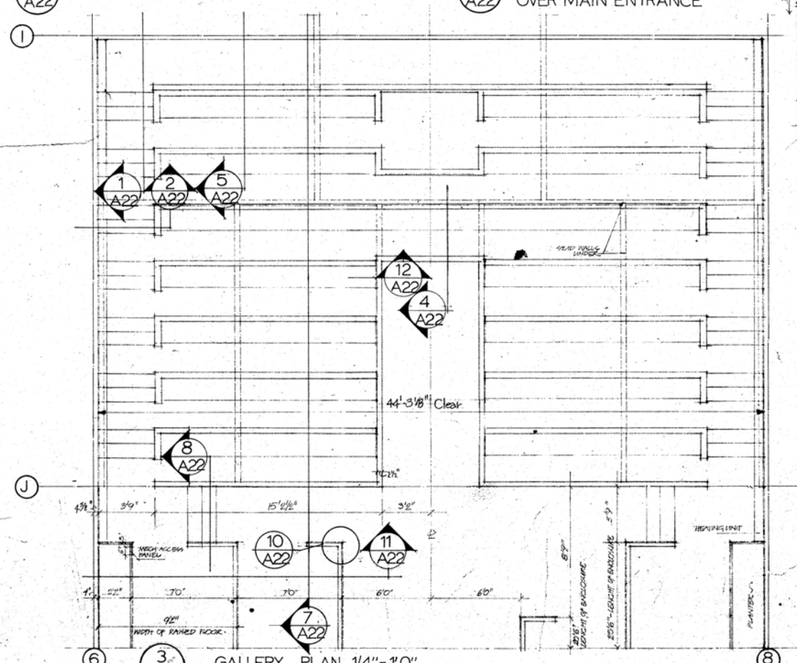

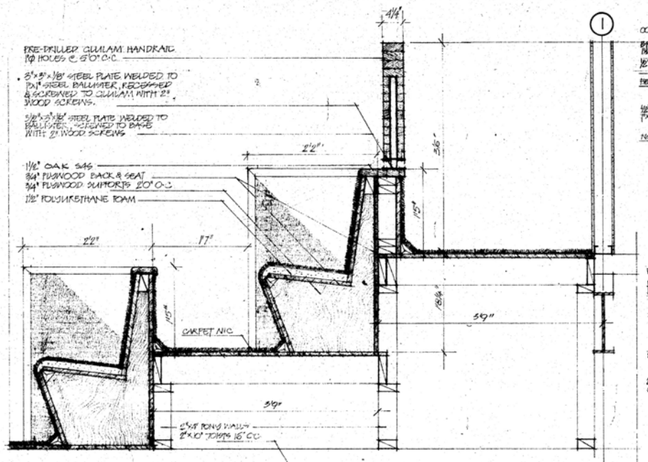

5 A22 GALLERY SEATS · UPPER ENTRANCE RAILING

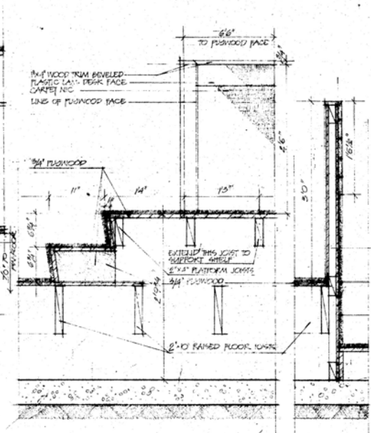

6 A22 SPEAKER'S PLATFORM

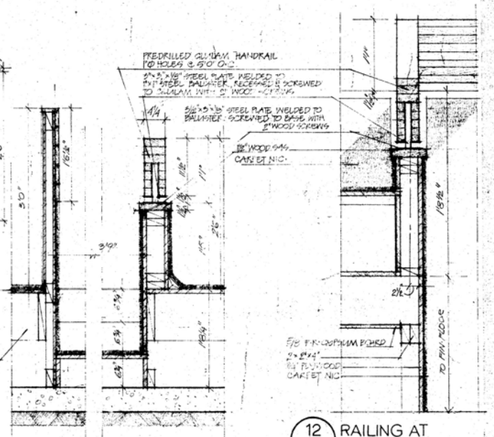

8 A22 STEPS BETWEEN DESK & GALLERY

12 A22 RAILING AT GALLERY

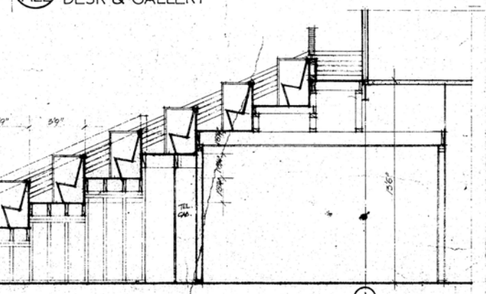

NOTE: ALL DETAILS 1"=1'0" EXCEPT AS NOTED

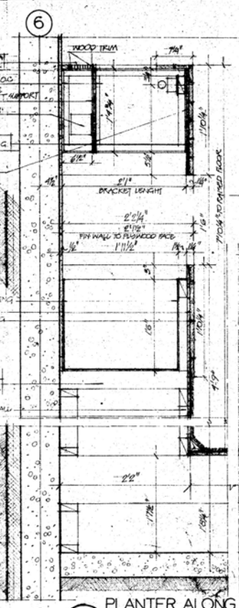

8 A22 PLANTER ALONG NORTH WALL

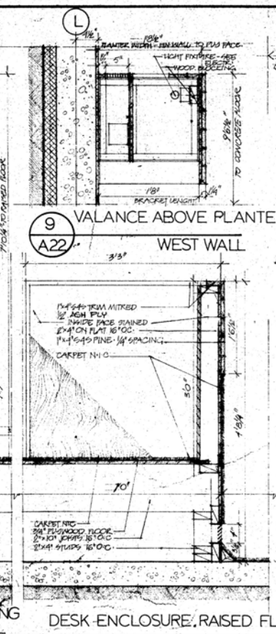

DESK ENCLOSURE, RAISED FL.

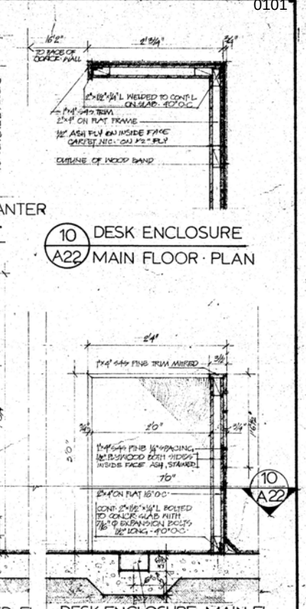

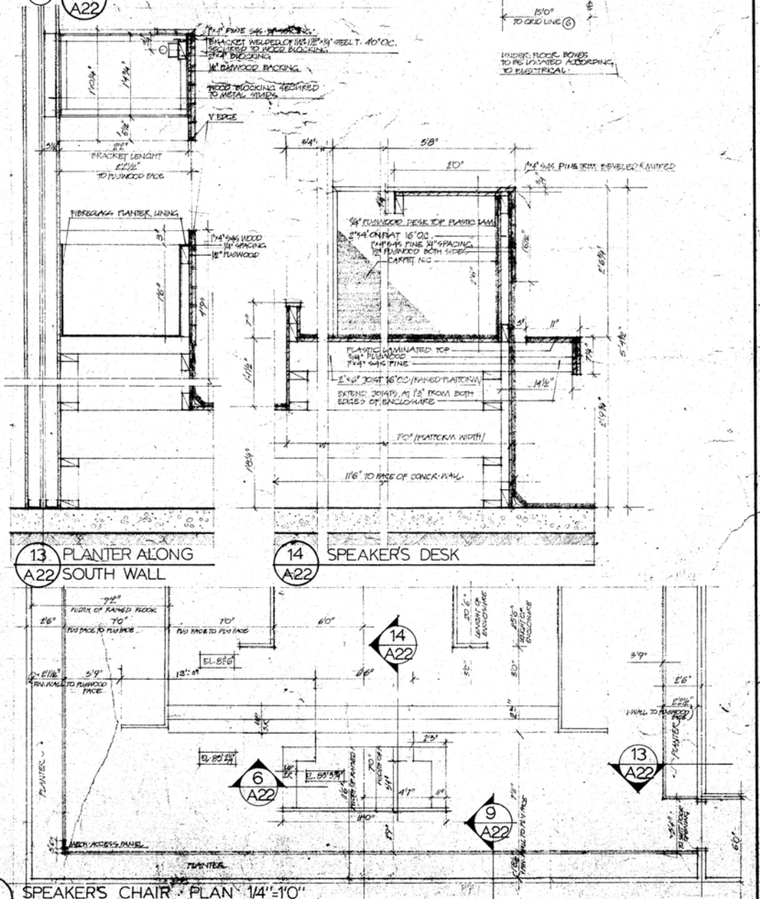

REVISIONS		
NO.	DATE	DESCRIPTION
A	78/10/16	Revised to 'As Built'

PROJECT NO. 8085/7
DATE 11 APRIL, 1978
SCALE 1/4" = 1'0"
DRAWN
CHECK
APPROVED

GOVERNMENT OF THE YUKON TERRITORY

DRAWING TITLE
GALLERY SECTIONS, ELEVATIONS AND DETAILS
YUKON LEGISLATIVE ASSEMBLY BUILDING
WHITEHORSE, Y.T.

DRAWING NO.
A 22

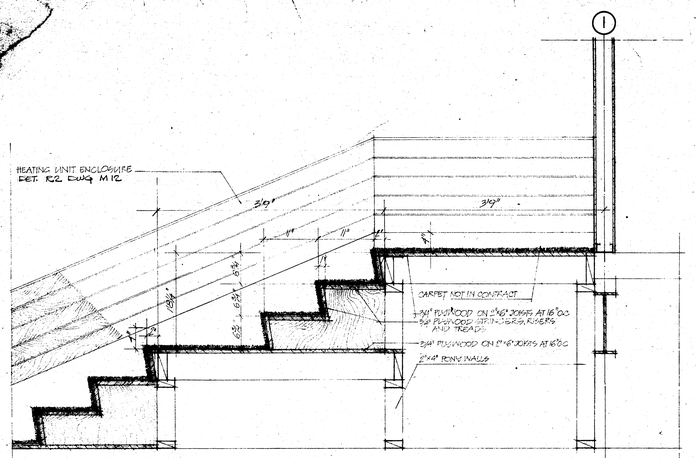

1 A22 GALLERY STEPS

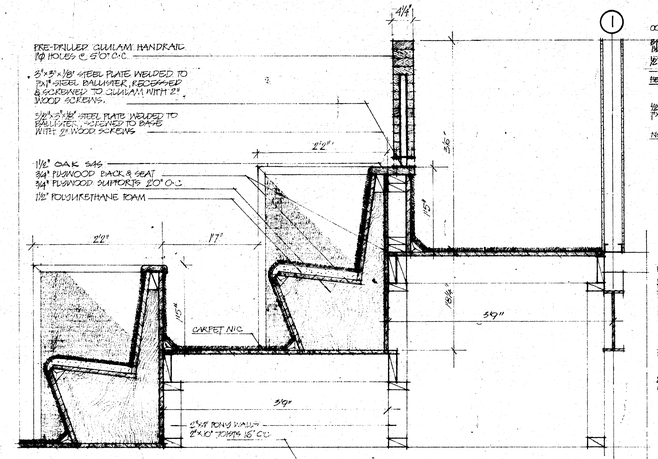

5 A22 GALLERY SEATS · UPPER ENTRANCE RAILING

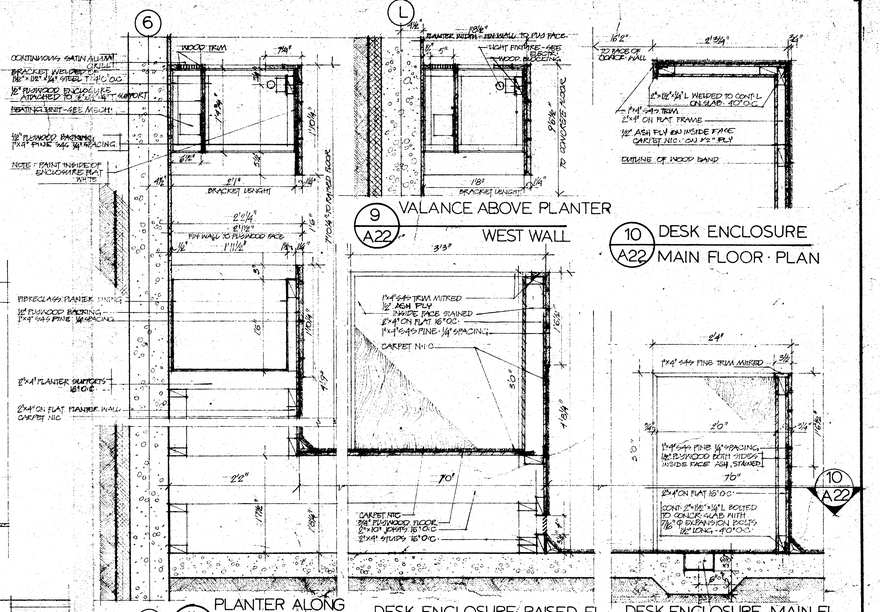

9 A22 VALANCE ABOVE PLANTER

10 A22 DESK ENCLOSURE MAIN FLOOR · PLAN

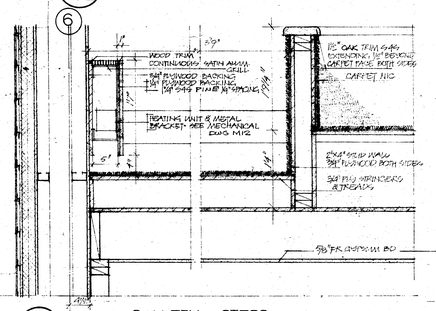

2 A22 GALLERY STEPS

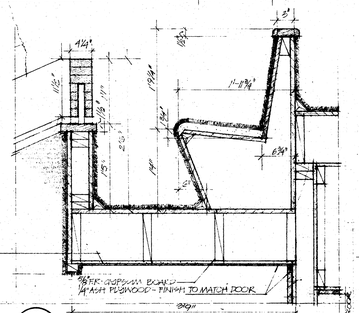

4 A22 GALLERY RAILING OVER MAIN ENTRANCE

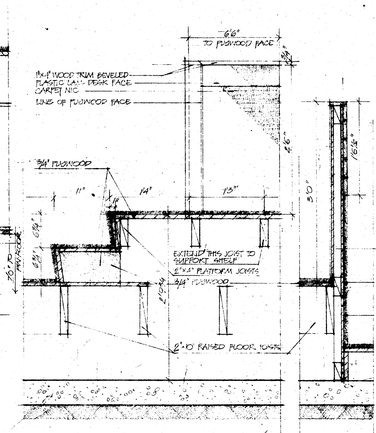

6 A22 SPEAKER'S PLATFORM

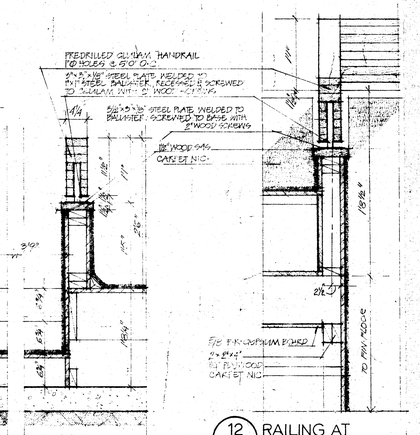

8 A22 STEPS BETWEEN DESK & GALLERY

12 A22 RAILING AT GALLERY

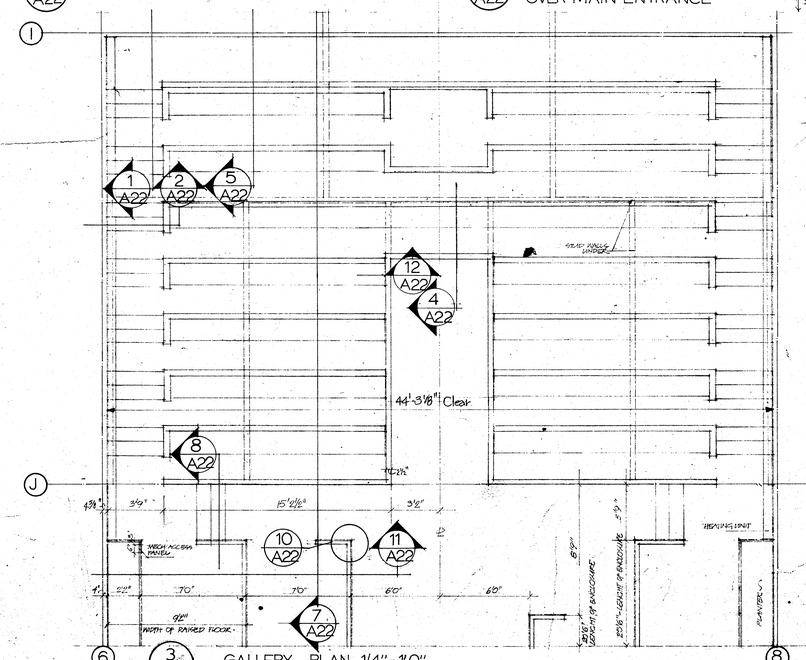

3 A22 GALLERY PLAN 1/4"=1'0"



7 A22 SECTION THRO' GALLERY 1/4"=1'0"

NOTE: ALL DETAILS 1"=1'0" EXCEPT AS NOTED

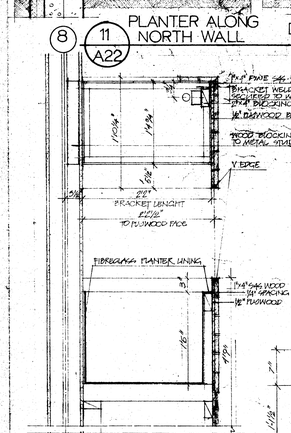

11 A22 PLANTER ALONG NORTH WALL

DESK ENCLOSURE. RAISED FL.

DESK ENCLOSURE. MAIN FL.

13 A22 PLANTER ALONG SOUTH WALL

14 A22 SPEAKER'S DESK

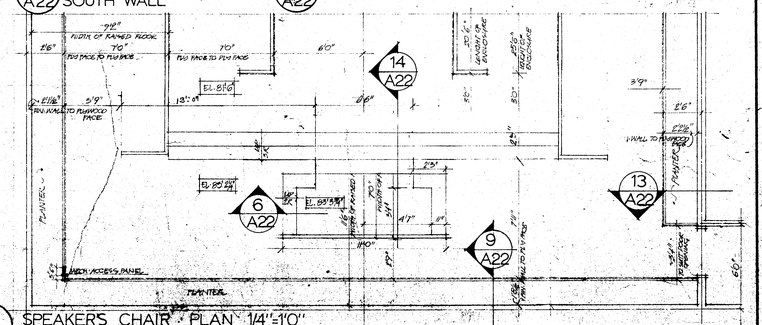

17 A22 SPEAKER'S CHAIR · PLAN 1/4"=1'0"

REVISIONS		
NO.	DATE	DESCRIPTION
A	79/10/16	Revised to 'As Built's'

PROJECT NO. 8085/7
DATE 13 APRIL, 1979
SCALE AS NOTED
DRAWN
CHECK
APPROVED

GOVERNMENT OF THE YUKON TERRITORY

DRAWING TITLE
GALLERY SEATING, RAILINGS AND DETAILS
FOR THE DEPARTMENT OF PUBLIC WORKS
WHITEHORSE, Y.T.

DRAWING NO.
A 22

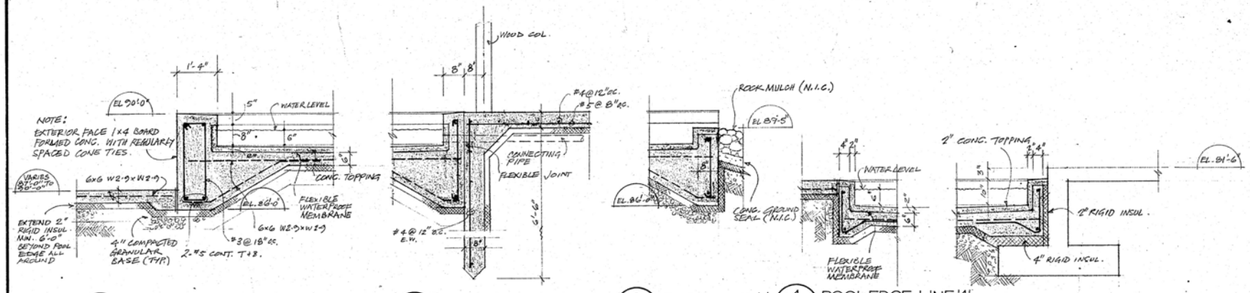

1/6/24 POOL EDGE - TYPICAL

2/6/24 POOL EDGE - LINE 'K'

3/6/24 EDGE - LINE 'J'

4/4/24 POOL EDGE - LINE '4'

5/4/24 POOL EDGE - LINE 'H'

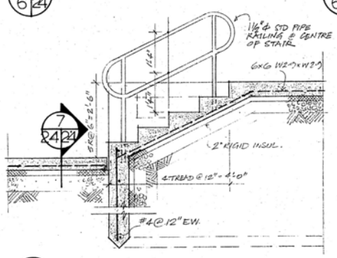

7/24/24 6/6/24 POOL STAIR - LINE '4'

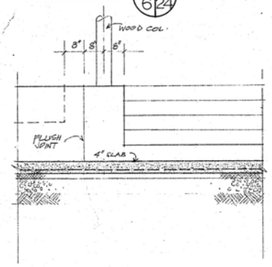

7/24/24 ELEV. OF POOL STAIR

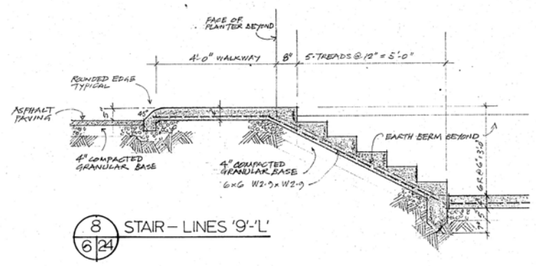

8/6/24 STAIR - LINES '9'-'L'

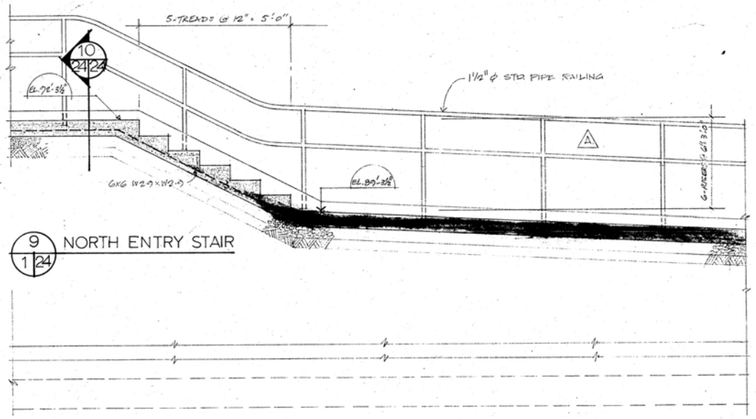

9/1/24 NORTH ENTRY STAIR

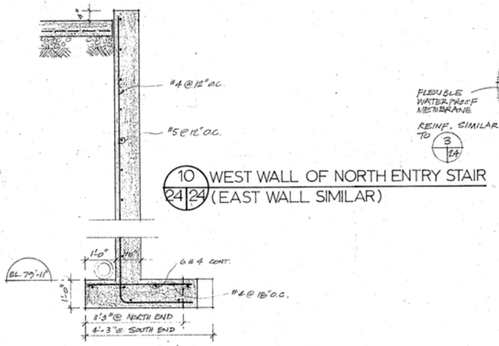

10/24/24 WEST WALL OF NORTH ENTRY STAIR (EAST WALL SIMILAR)

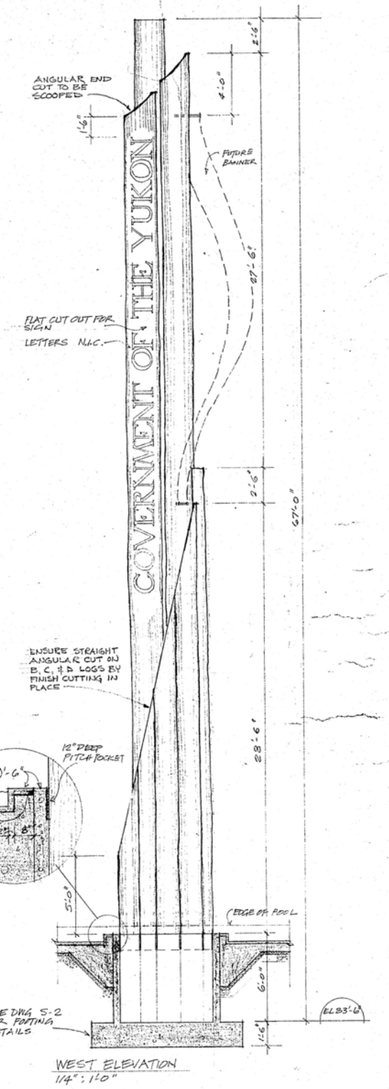

WEST ELEVATION
1/4" = 1'-0"

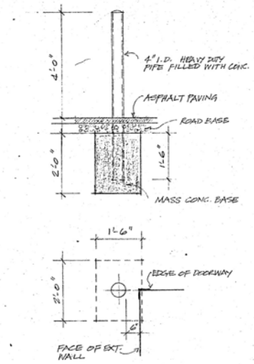

13/5/24 BOLLARD DETAIL

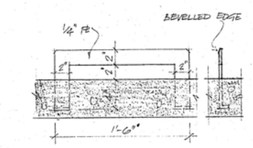

15/4/24 FOOTSCRAPER
1/8 F.S.

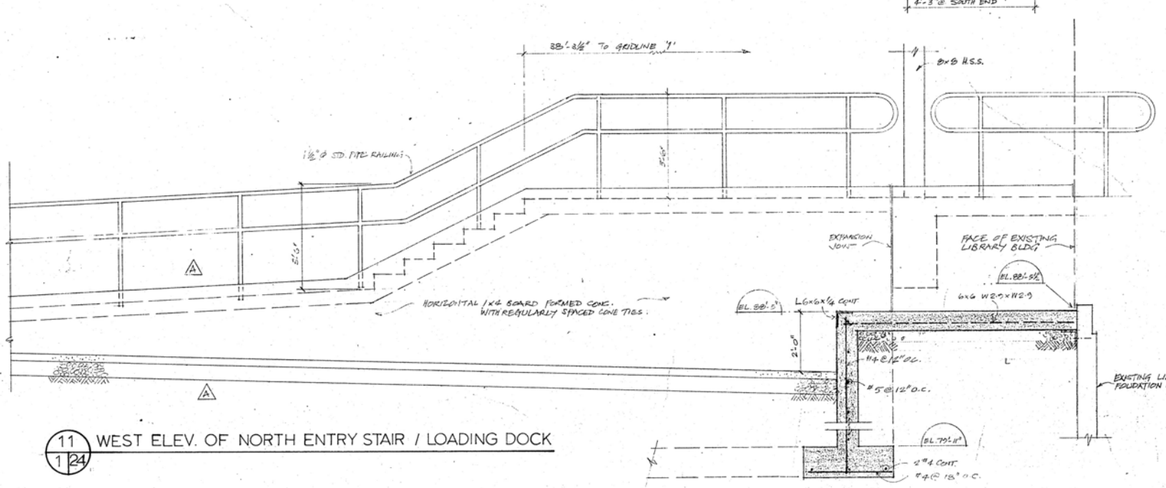

11/1/24 WEST ELEV. OF NORTH ENTRY STAIR / LOADING DOCK

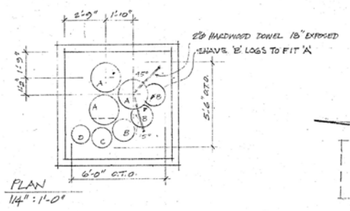

PLAN
1/4" = 1'-0"

12/6/24 PYLON DETAIL

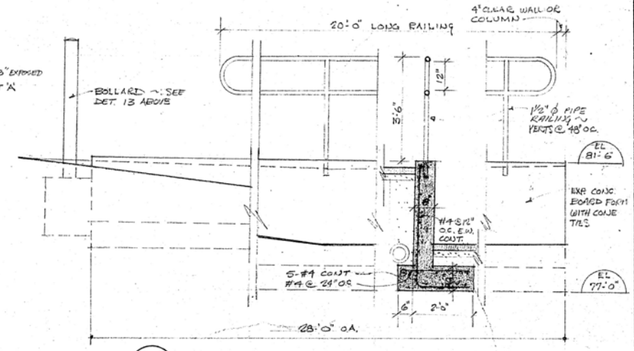

14/1/24 WALL AT LOADING
HANDRAIL SIMILAR FOR ENTRY WALK DWG A

REVISIONS		
NO.	DATE	DESCRIPTION
A	SEPT/96	7 LOWER RISERS W/HANDRAILS DELETED FROM DETAILS 9 & 11. GRADE REVISED @ LOADING DOCK DET. 9. RAILING & RETAIN. WALL REVISED DET. 2 & 11
B	96/10/96	Revised to 'As Builts'

Public Works Canada / Travaux publics Canada — Pacific Region

PROJECT NO.	87857
DATE	APR. 1,'94
SCALE	1/2"=1'-0"
DRAWN	RLG
CHECK	
APPROVED	

GOVERNMENT OF THE YUKON TERRITORY

DRAWING TITLE: SITE DETAILS

PROJECT TITLE: TERRITORIAL ADMINISTRATION BUILDING WHITEHORSE, Y.T.

DRAWING NO. A24 A

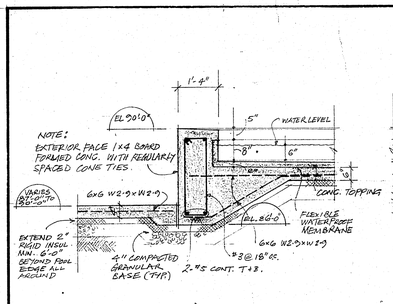

1 / 6/24 POOL EDGE - TYPICAL

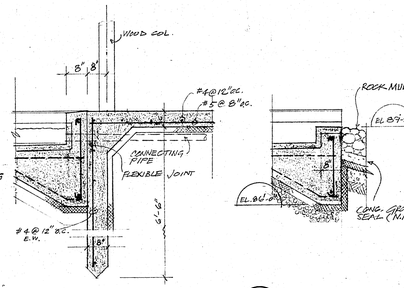

2 / 6/24 POOL EDGE - LINE 'K'

3 / 6/24 EDGE - LINE 'J'

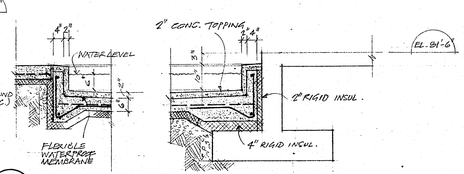

4 / 4/24 POOL EDGE - LINE '4'

5 / 4/24 POOL EDGE - LINE 'H'

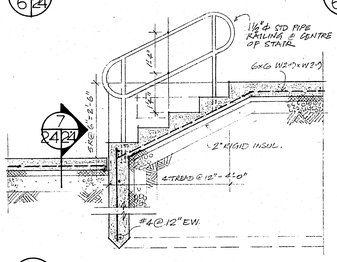

6 / 6/24 POOL STAIR - LINE '4'

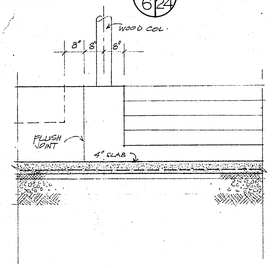

7 / 24/24 ELEV. OF POOL STAIR

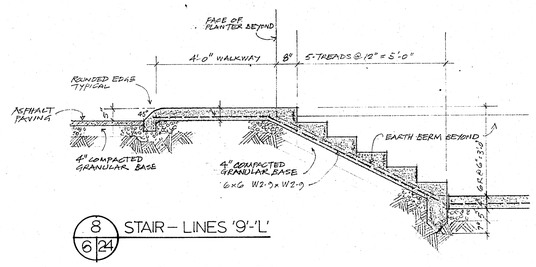

8 / 6/24 STAIR - LINES '9'-'L'

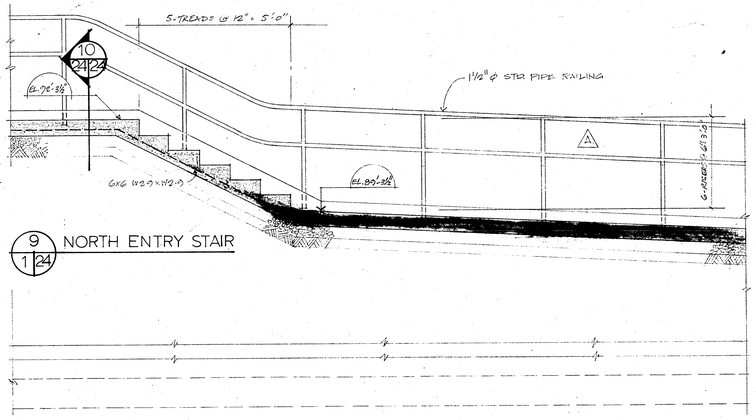

9 / 1/24 NORTH ENTRY STAIR

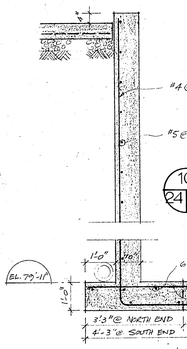

10 / 24/24 WEST WALL OF NORTH ENTRY STAIR (EAST WALL SIMILAR)

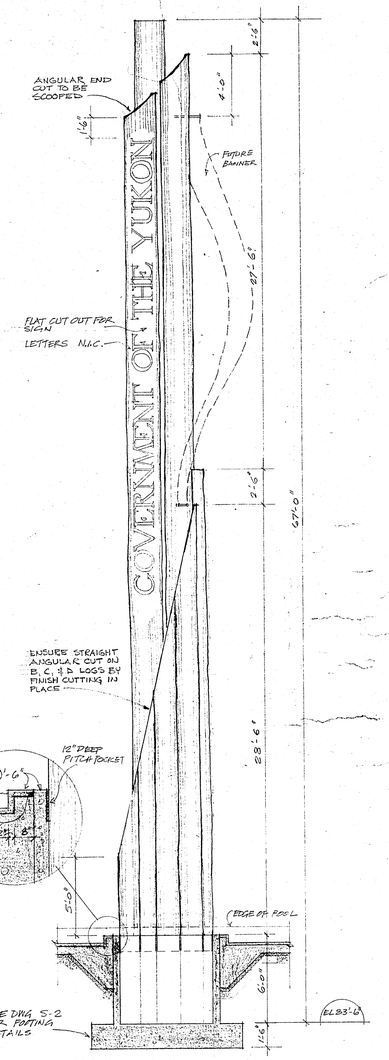

WEST ELEVATION
1/4" = 1'-0"

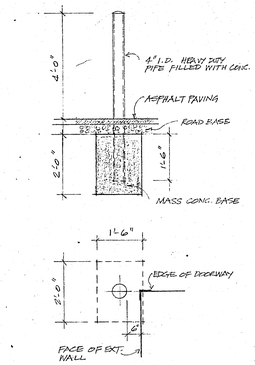

13 / 5/24 BOLLARD DETAIL

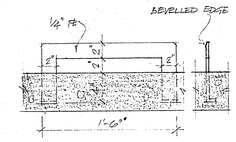

15 / 4/24 FOOTSCRAPER 1/8 F.S.

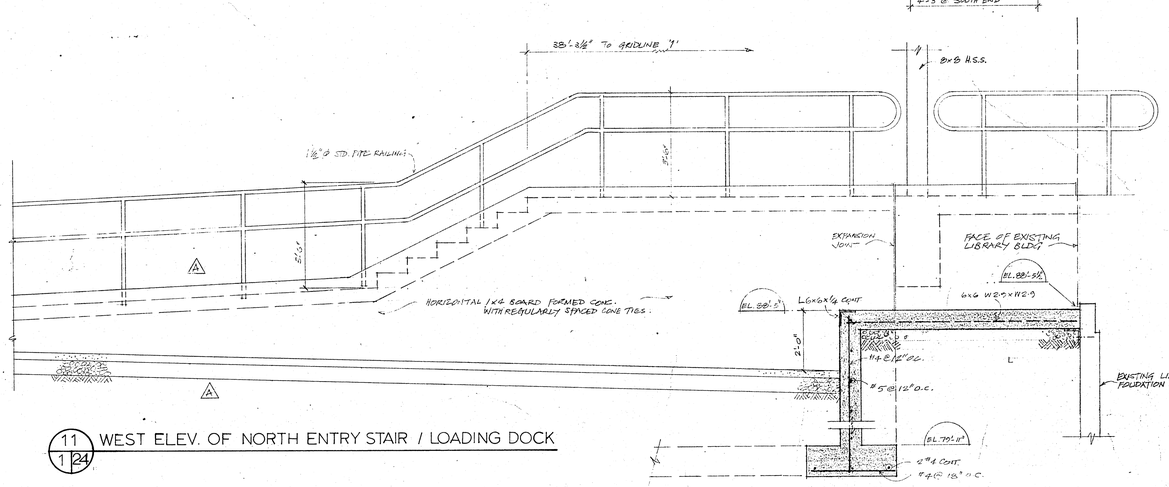

11 / 1/24 WEST ELEV. OF NORTH ENTRY STAIR / LOADING DOCK

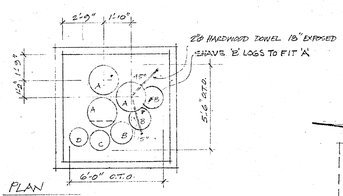

PLAN
1/4" = 1'-0"

POLE SIZES: A - 24"ø
B - 18"ø
C - 16"ø
D - 14"ø

SECURE POLES TOGETHER WITH 3/4"ø GALVANIZED BOLTS.

12 / 6/24 PYLON DETAIL
1/4" = 1'-0"

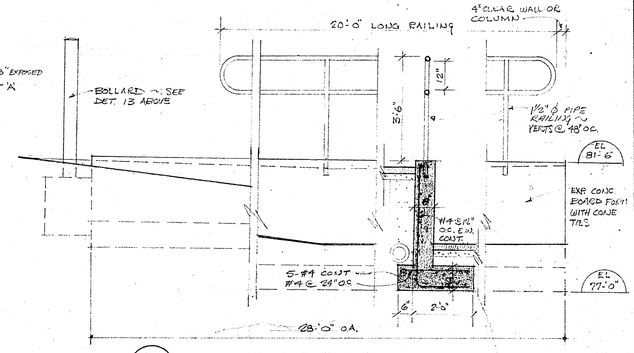

14 / 1/24 WALL AT LOADING
HANDRAIL SIMILAR FOR ENTRY WALK DWG A

REVISIONS		
NO.	DATE	DESCRIPTION
A	SEPT/96	7 LOWER RISERS W/HANDRAILS DELETED FROM DETAILS 9 & 11. GRADE REVISED @ LOADING DOCK SEE @ RAILING & RETAIN. WALL REVISED PER 29
B	96/10/02	Revised to 'As Builts'

Public Works Canada / Travaux publics Canada
Pacific Region

PROJECT NO. 89857

DATE APR. 1, 74 | SCALE 1/8"=1'-0"

DRAWN KLC | CHECK

APPROVED

GOVERNMENT OF THE YUKON TERRITORY

DRAWING TITLE
SITE DETAILS

PROJECT TITLE
TERRITORIAL ADMINISTRATION BUILDING
WHITEHORSE, Y.T.

DRAWING NO.
A 24
A

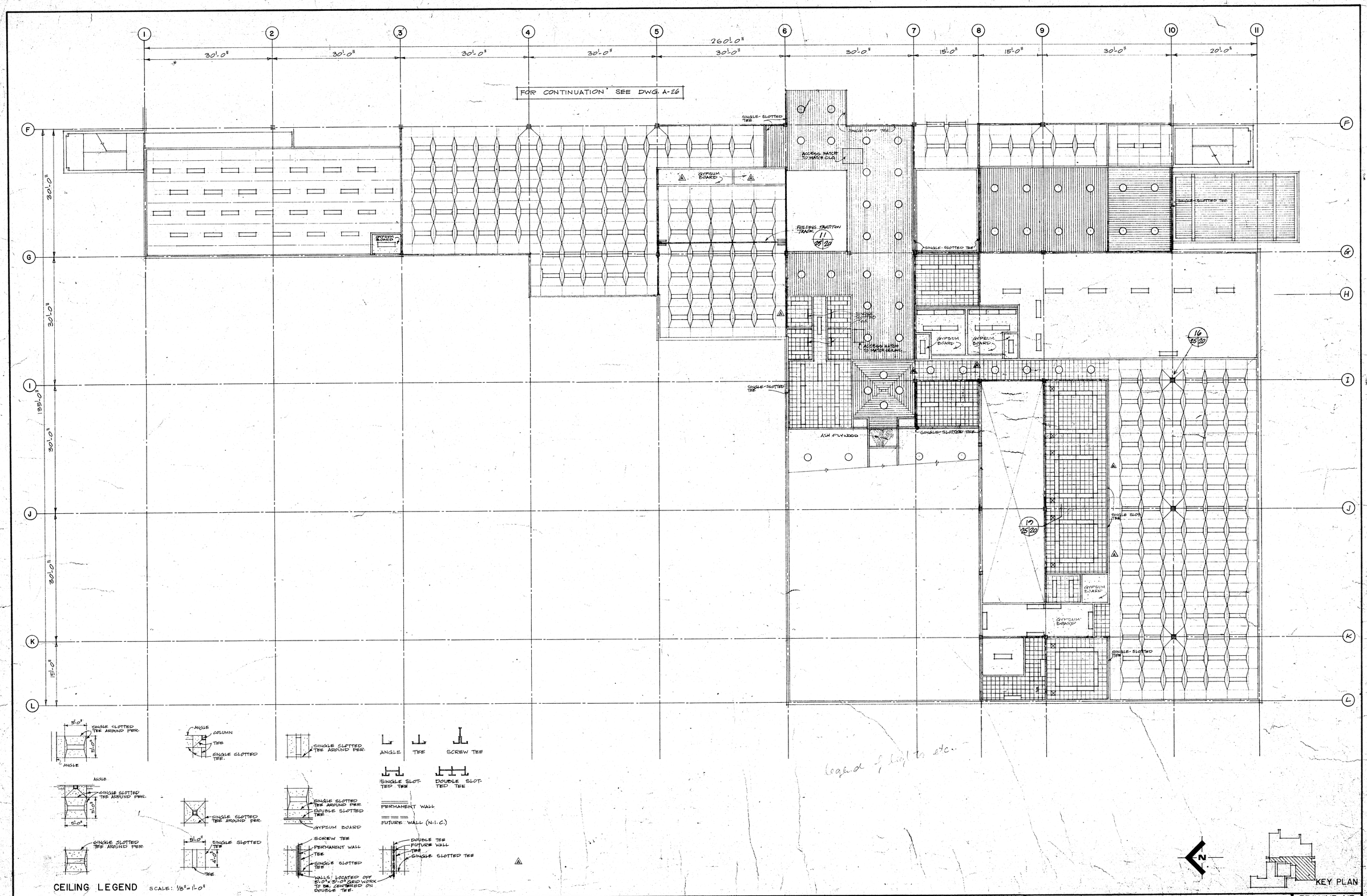

legend of light to etc.

REVISIONS		
NO.	DATE	DESCRIPTION
A	SEPT 19 '74	R.I.O. BATT INSULATION DELETED ABOVE CEILING AREAS. CEILING LEGEND REVISED
B.	78/10/06	Revised to 'As Built'

PROJECT NO. 89857
DATE APRIL 1/74
SCALE 1/8" = 1'-0"
DRAWN R.S.
CHECK
APPROVED

GOVERNMENT OF THE YUKON TERRITORY

DRAWING TITLE
REFLECTED CEILING PLAN LEVEL 1 WEST

PROJECT TITLE
TERRITORIAL ADMINISTRATION BUILDING
WHITEHORSE, Y.T.

DRAWING NO.
A25

Public Works Canada / Travaux publics Canada
Pacific Region

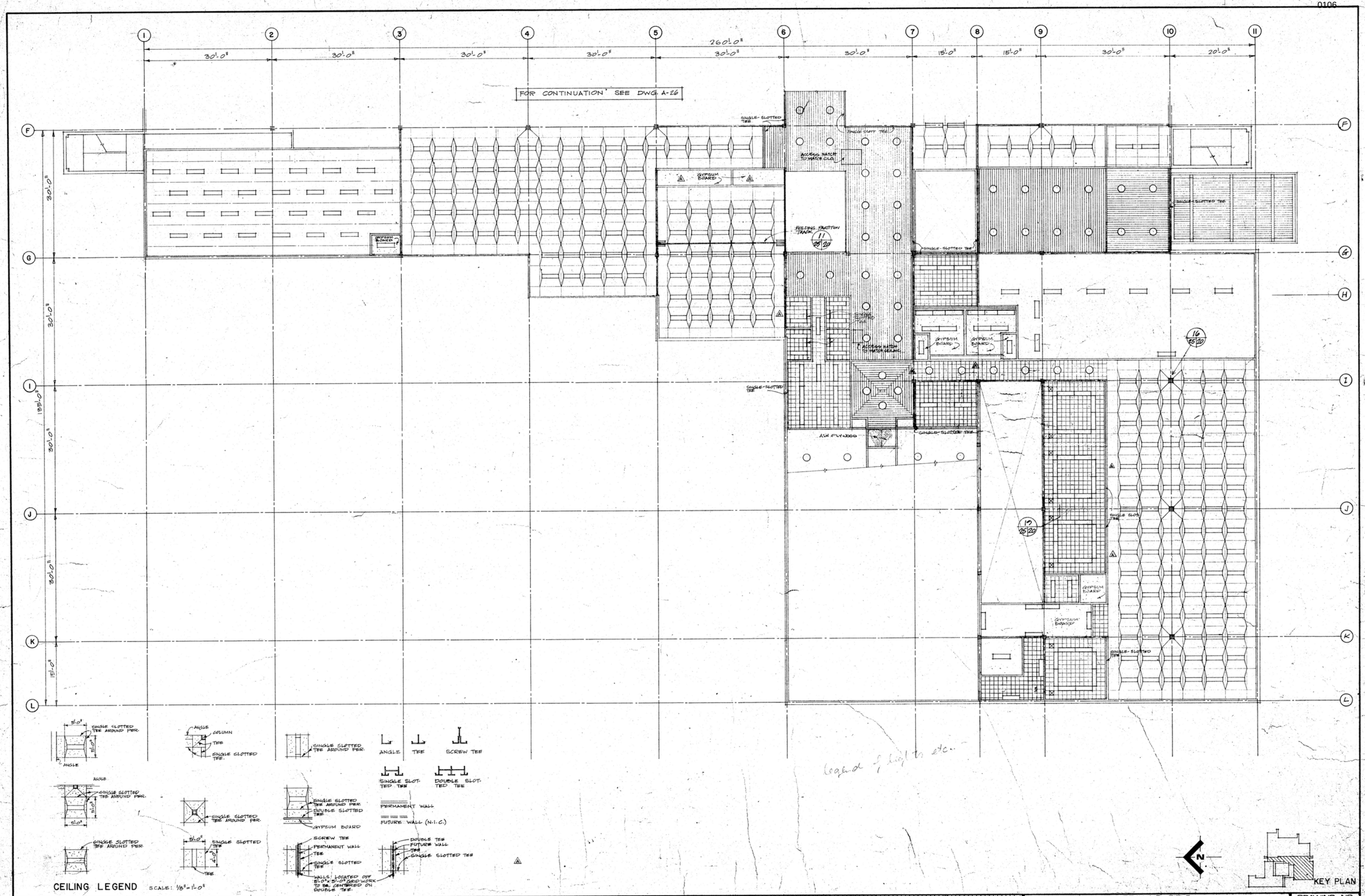

REVISIONS		
NO.	DATE	DESCRIPTION
A	58/09/26	R.I.C. BATT INSULATION DELETED ABOVE CEILING AREAS. CEILING LEGEND REVISED
B.	78/10/26	Revised to 'As Built'

Public Works Travaux publics Canada Canada Pacific Region

PROJECT NO. 89857
DATE APRIL 1/74
SCALE 1/8"=1'-0"
DRAWN R.S.
CHECK
APPROVED

GOVERNMENT OF THE YUKON TERRITORY

DRAWING TITLE
REFLECTED CEILING PLAN LEVEL 1 WEST

PROJECT TITLE
TERRITORIAL ADMINISTRATION BUILDING
WHITEHORSE, Y.T.

DRAWING NO.
A25

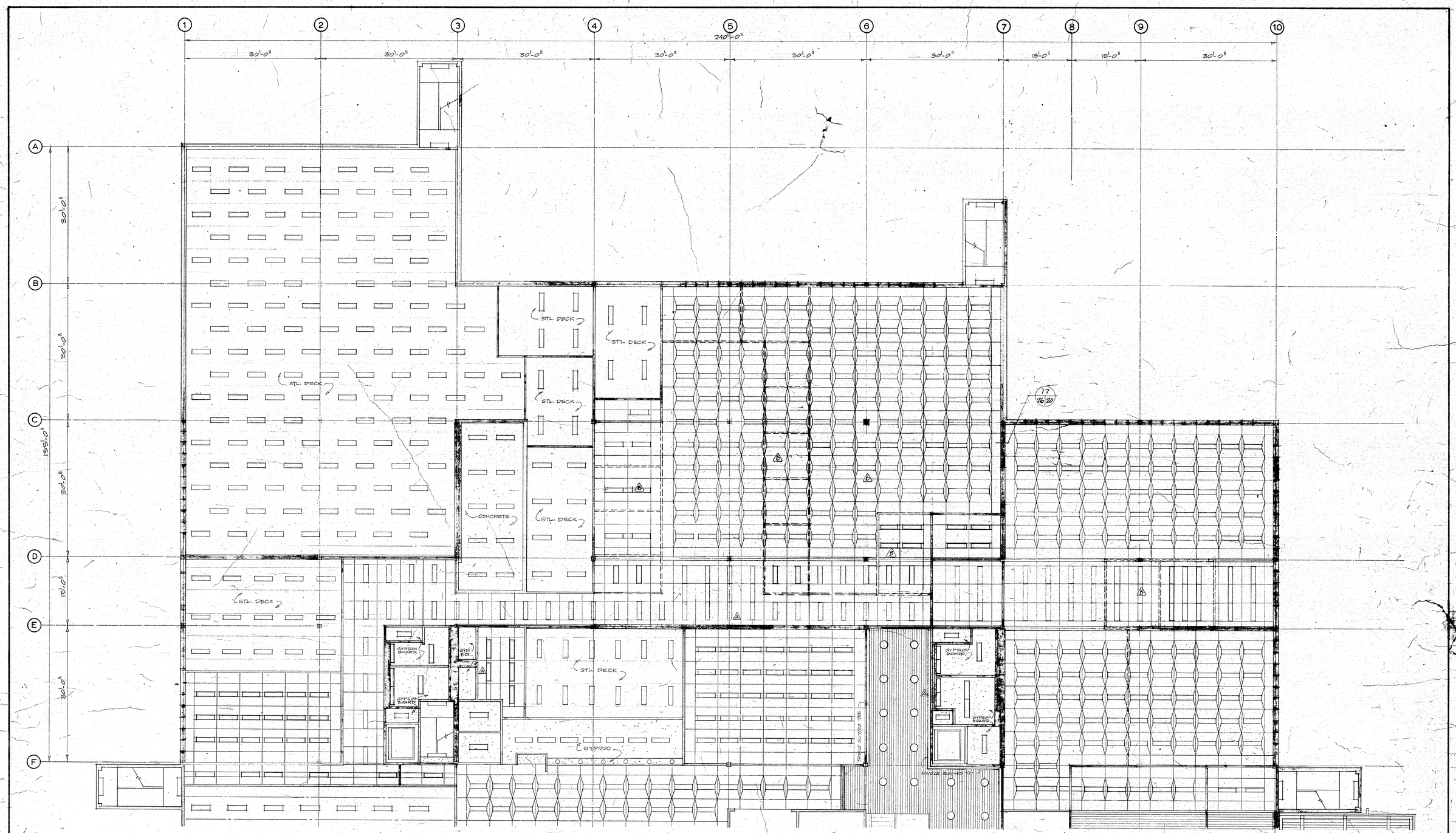

FOR CONTINUATION SEE DWG. A-25

NOTE: REFER TO DWG. A-25 FOR LEGEND

N

KEY PLAN

Public Works Canada / Travaux publics Canada
Pacific Region

REVISIONS		
NO.	DATE	DESCRIPTION
A	SEPT/11/74	SHADED AREAS (R10 INSULATION) ABOVE CEILING DELETED.
B	MAY/14/75	CHANGE OF CEILING DUE TO PARTITION RELOCATIONS
C	79/10/26	Revised to 'As Builts'

PROJECT NO. 8885J

DATE APRIL 1974 | SCALE 1/8"=1'-0"

DRAWN R.G. | CHECK

APPROVED

GOVERNMENT OF THE YUKON TERRITORY

DRAWING TITLE
REFLECTED CEILING PLAN LEVEL 1 EAST

PROJECT TITLE
TERRITORIAL ADMINISTRATION BUILDING
WHITEHORSE, Y.T.

DRAWING NO.
A 26
A

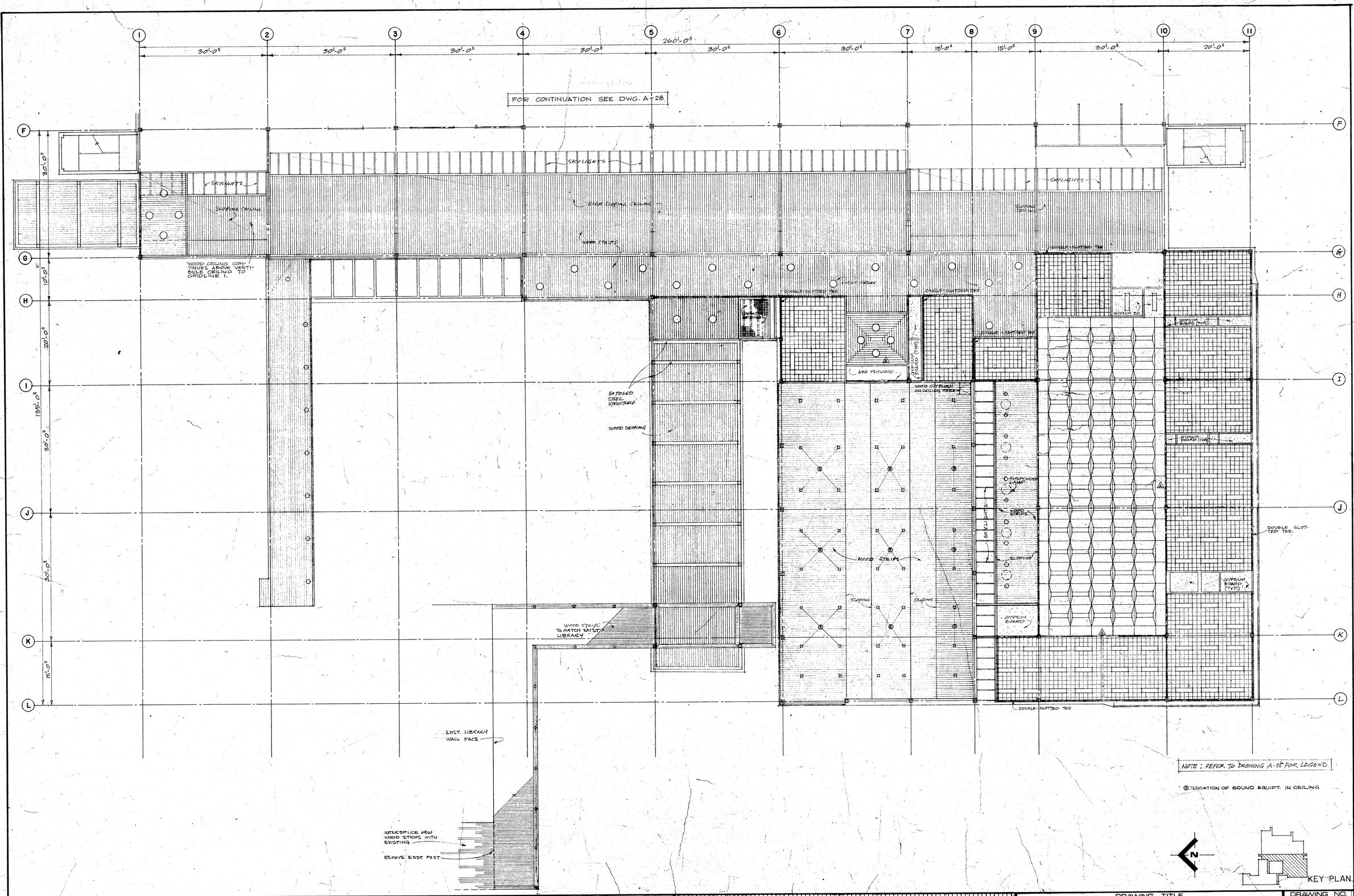

NOTE : REFER TO DRAWING A-15 FOR LEGEND

(S) LOCATION OF SOUND EQUIPT. IN CEILING

KEY PLAN

Public Works Canada / Travaux publics Canada
Pacific Region

REVISIONS

NO.	DATE	DESCRIPTION
A	SEPT 15-76	SHADED AREAS (R10 INSULATION) ABOVE CEILING DELETED.
B	77/10/06	Revised to 'As Built's'

PROJECT NO. 89857

DATE: APRIL 1/76 | SCALE: 1/8"=1'-0"

DRAWN: R.S. | CHECK:

APPROVED

GOVERNMENT OF THE YUKON TERRITORY

DRAWING TITLE
REFLECTED CEILING PLAN LEVEL 2 WEST

PROJECT TITLE
TERRITORIAL ADMINISTRATION BUILDING
WHITEHORSE, Y.T.

DRAWING NO.
A 27
A

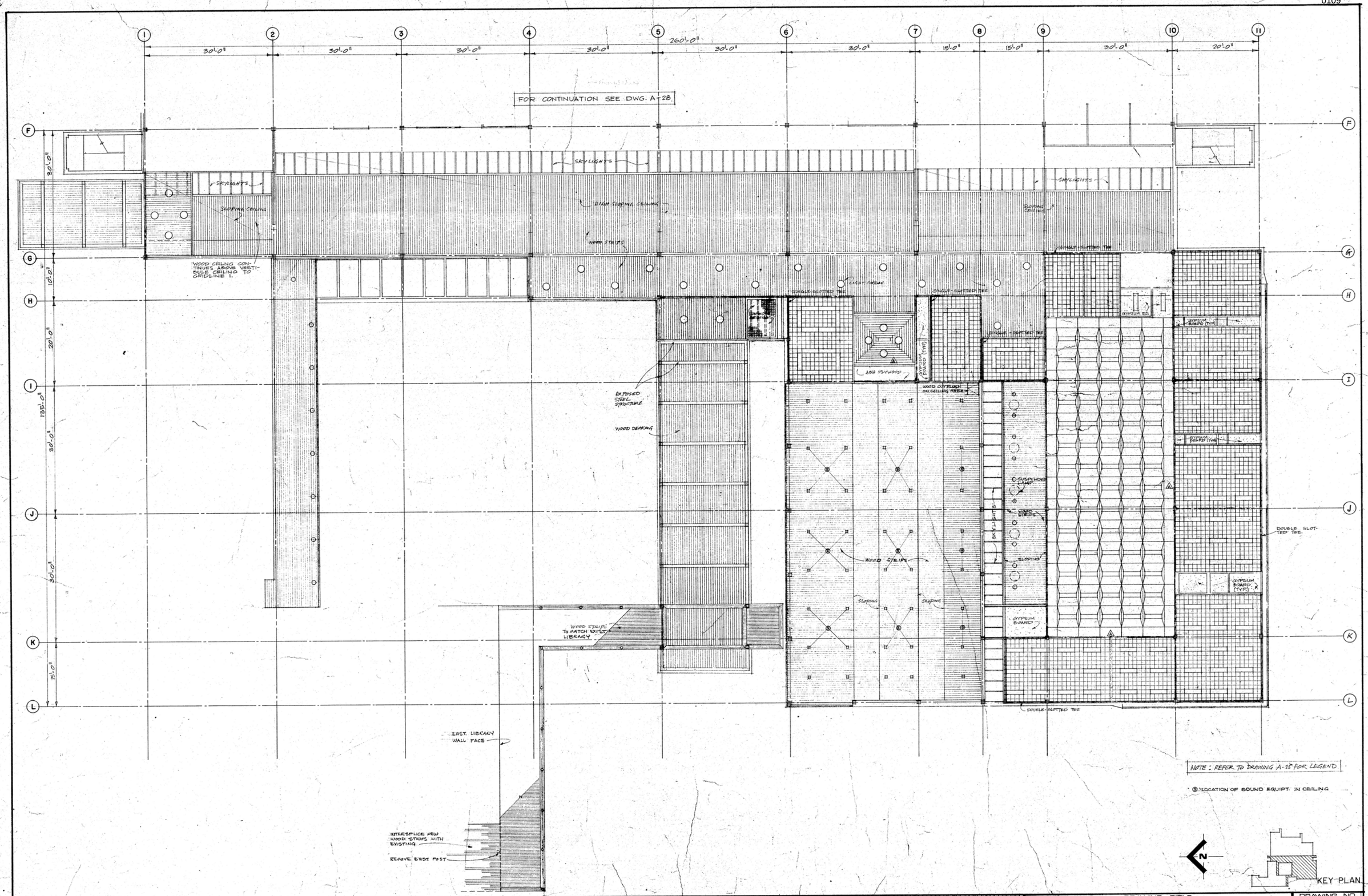

Public Works Canada / Travaux publics Canada
Pacific Region

REVISIONS		
NO.	DATE	DESCRIPTION
A	SEPT 13-74	SHADED AREAS (R10 INSULATION) ABOVE CEILING DELETED.
B	78/10/06	Revised to 'As Builts'

PROJECT NO.	
89857	
DATE	SCALE
APRIL 1/74	1/8" = 1'-0"
DRAWN	CHECK
R.S.	
APPROVED	

GOVERNMENT OF THE YUKON TERRITORY

DRAWING TITLE
REFLECTED CEILING PLAN LEVEL 2 WEST

PROJECT TITLE
TERRITORIAL ADMINISTRATION BUILDING
WHITEHORSE, Y.T.

DRAWING NO.
A27
A

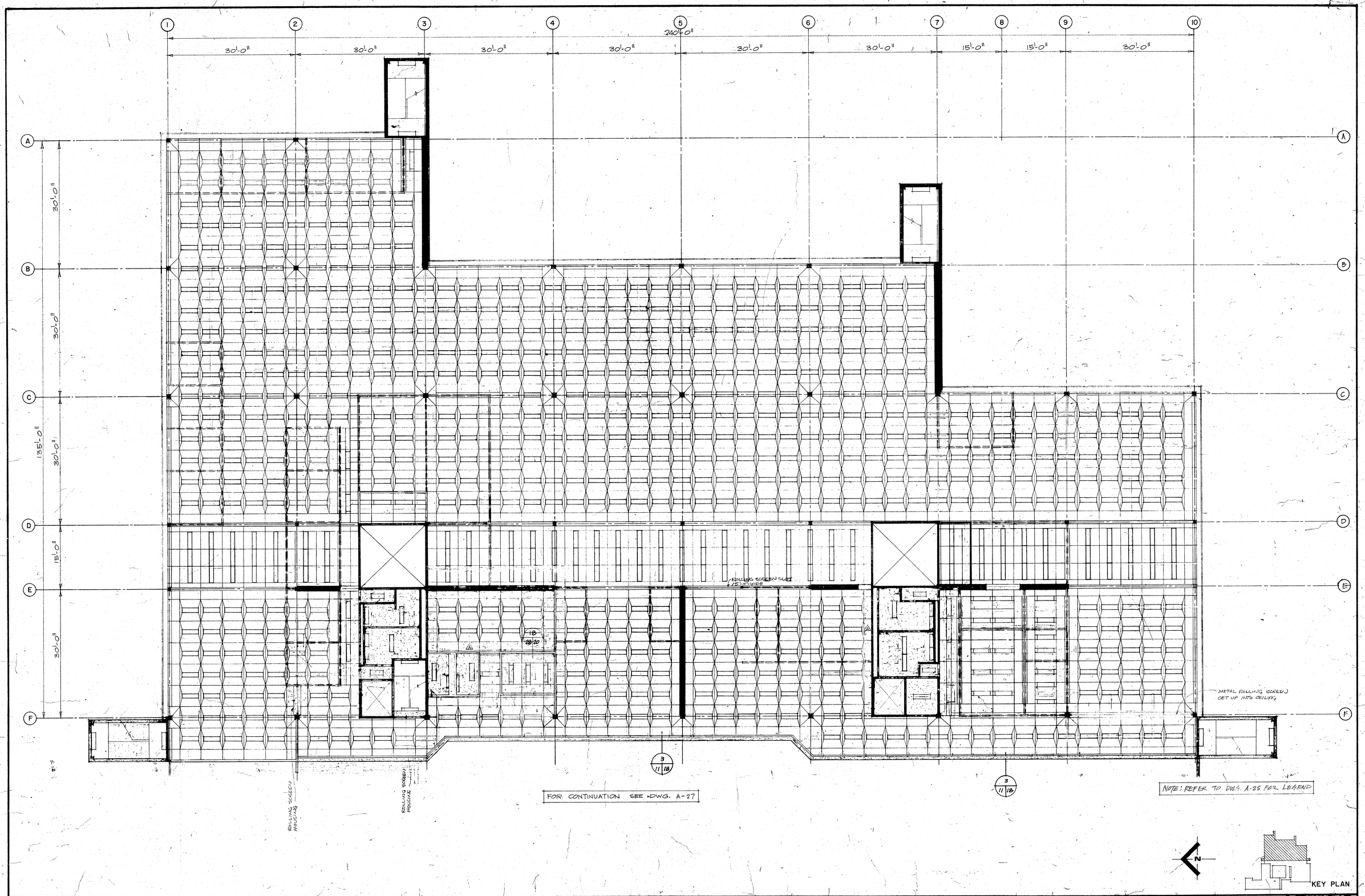

Public Works Canada Pacific Region
Travaux publics Canada

REVISIONS		
NO.	DATE	DESCRIPTION
A	SEPT 13-74	SHADED AREAS (R10 INSULATION) ABOVE CEILING DELETED.
B.	78/10/06	Revised to As Builts.

PROJECT NO. [illegible]
DATE 1 APRIL 1974
SCALE 1/8" = 1'-0"
DRAWN R.S.
CHECK
APPROVED

GOVERNMENT OF THE YUKON TERRITORY

DRAWING TITLE
REFLECTED CEILING PLAN LEVEL 2 EAST

PROJECT TITLE
TERRITORIAL ADMINISTRATION BUILDING
WHITEHORSE, Y.T.

DRAWING NO.
A 28
A

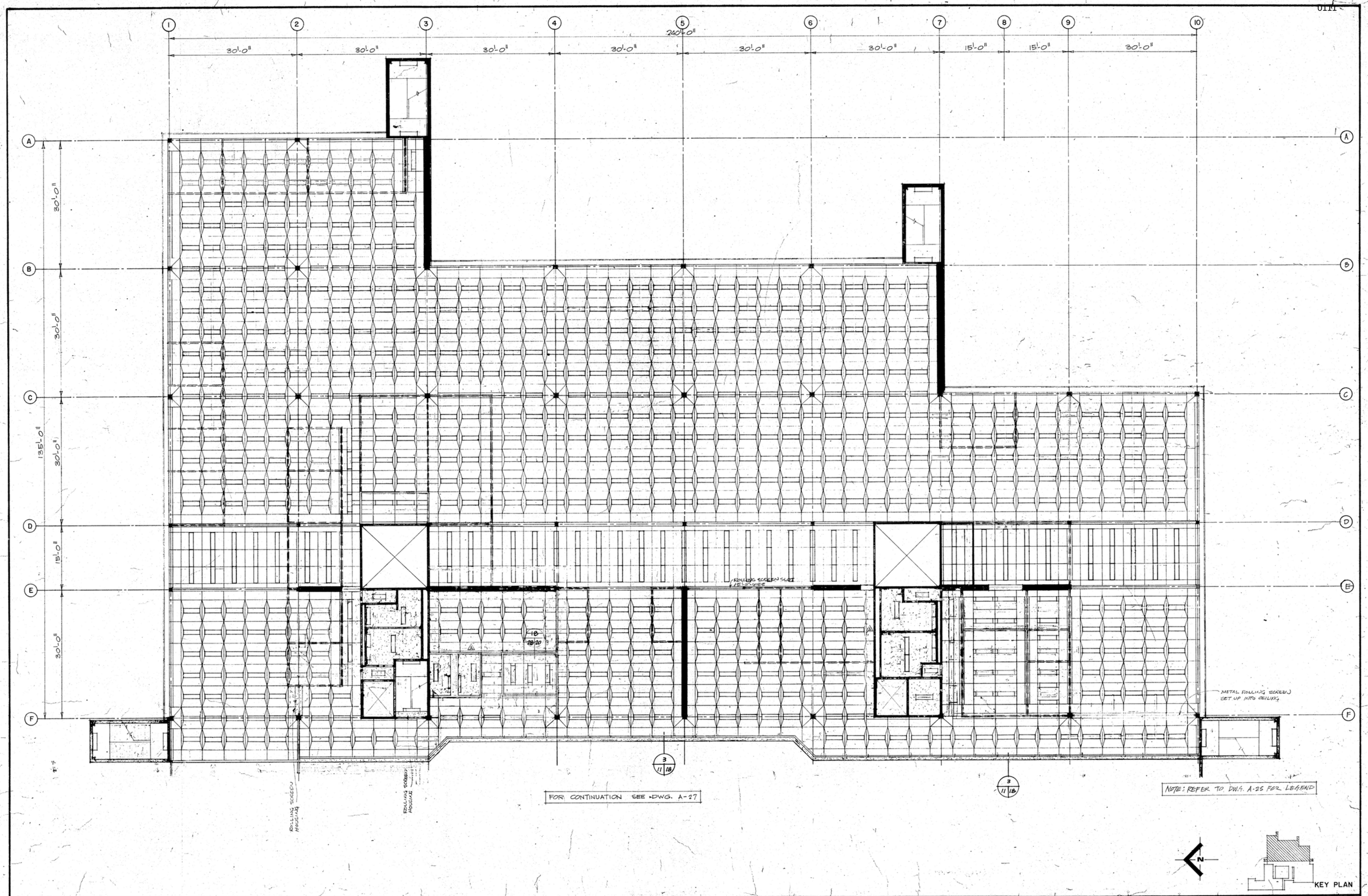

Public Works Canada Pacific Region
Travaux publics Canada

REVISIONS		
NO.	DATE	DESCRIPTION
A	SEPT 13/74	SHADED AREAS (R10 INSULATION) ABOVE CEILING DELETED.
B.	78/10/06	Revised to As Builts.

PROJECT NO. 25257
DATE 1 APRIL 1974
SCALE 1/8" = 1'-0"
DRAWN R.S.
CHECK
APPROVED

GOVERNMENT OF THE YUKON TERRITORY

DRAWING TITLE
REFLECTED CEILING PLAN LEVEL 2 EAST

PROJECT TITLE
TERRITORIAL ADMINISTRATION BUILDING
WHITEHORSE, Y.T.

DRAWING NO.
A 28
A

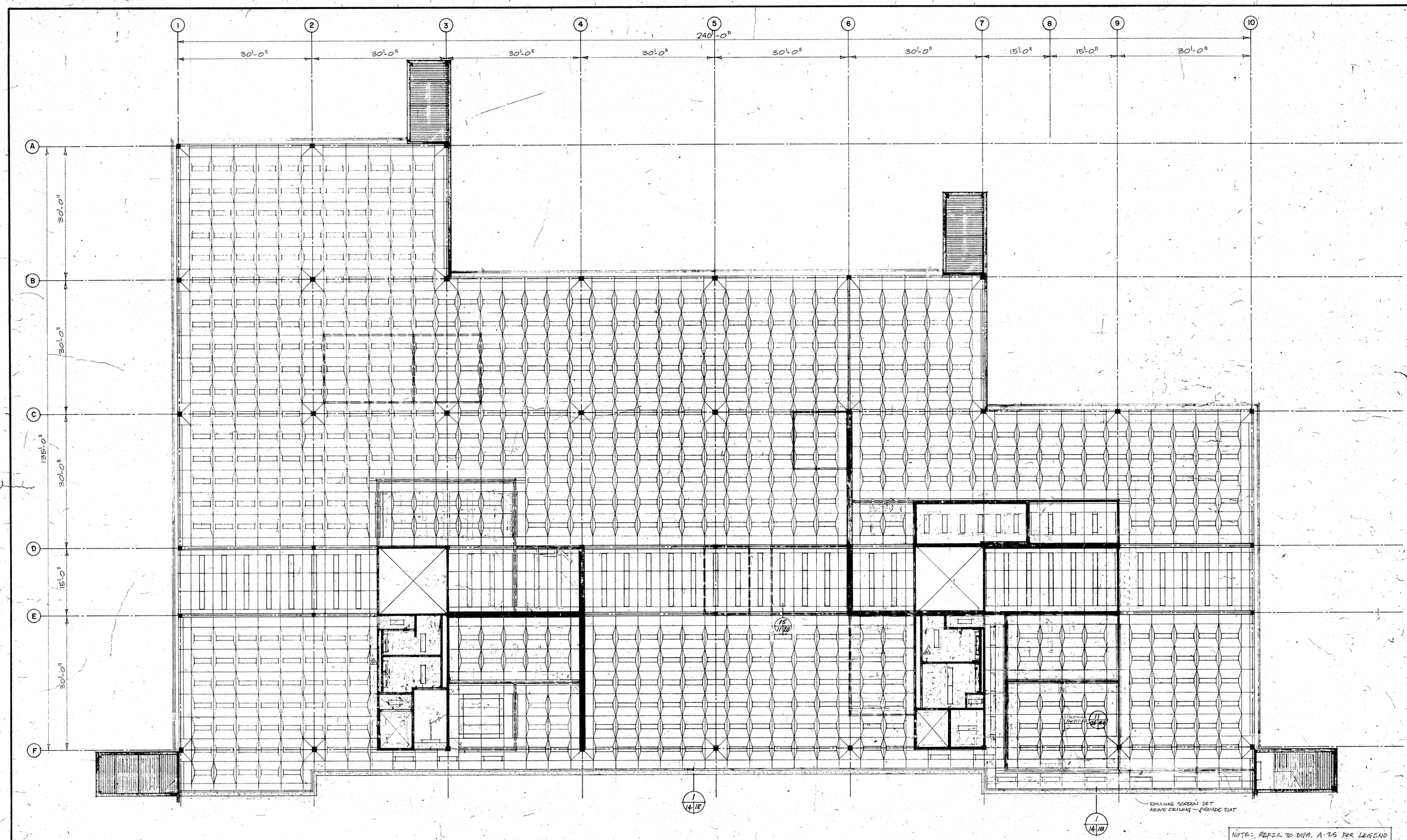

NOTE: REFER TO DWG. A-25 FOR LEGEND

N

KEY PLAN

Public Works Canada / Travaux publics Canada
Pacific Region

NO.	DATE	REVISIONS DESCRIPTION
A	SEPT/87	SHADED AREAS (RIGID INSULATION) ABOVE CEILING DELETED
B	87/10/06	Revised to 'As Built'

PROJECT NO.

GOVERNMENT OF THE YUKON TERRITORY

DRAWING TITLE

REFLECTED CEILING PLAN LEVEL 3 EAST

TERRITORIAL ADMINISTRATION BUILDING
WHITEHORSE, Y.T.

DRAWING NO.

A29
A