

Access to
Information
and Protection
of Privacy

Activity Report on the
Administration of the

ATIPP Act

April 1, 2011 to March 31, 2012

photos © archbould.com



I am pleased to present the 2011-2012 annual report outlining activities related to the administration of the Access to Information and Protection of Privacy (ATIPP) Act in the Yukon government.

This is the seventh year that the Department of Highways and Public Works has produced a report which captures the activities of the ATIPP office. Yukon government places great importance in maintaining the integrity, and in providing the efficient administration, of the ATIPP Act.

The high level of service provided by the ATIPP Act practitioners in Yukon government demonstrates and supports the Yukon government's commitment to accountability and transparency.

ATIPP Office staff are available to assist you with any questions and comments about the information provided in this document.

A handwritten signature in black ink, appearing to be "MJ" followed by a horizontal line.

Mike Johnson, P. Eng
Deputy Minister, Highways and Public Works



Table of Contents

Statistics on Access to Information	5
Total Number of Formal Requests Received.....	5
Total Number of Formal Requests Received by Public Bodies	6
Total Number of Formal Requests by Types of Applicants.....	8
Total Formal Requests by Type of Information.....	9
Total Number of Formal Requests Completed	9
Response Time of Total Formal Requests Completed	10
Outcome of Formal Requests.....	11
Reasons for Refusal in Total or in Part	12





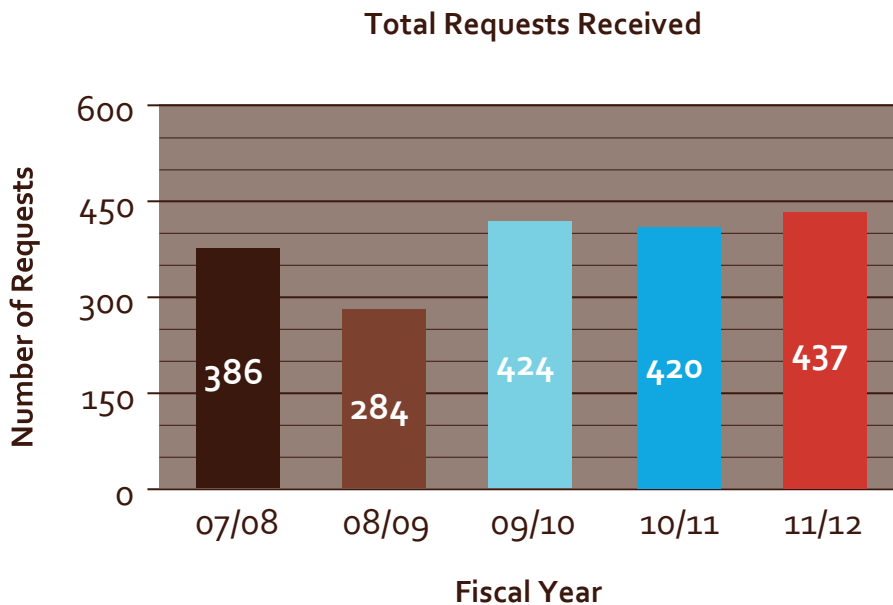
Statistics on Access to Information

The statistics for this report are compiled from the ATIPP database that is administered and maintained by the Yukon government’s Access to Information and Protection of Privacy (ATIPP) Office.

The report provides a summary of formal requests received by the ATIPP Office between April 1, 2011 and March 31, 2012.

- Total Number of Formal Requests Received
- Total Number of Formal Requests Received by Public Bodies
- Total Number of Formal Requests by Types of Applicants
- Total Formal Requests by Type of Information
- Total Number of Completed Formal Requests
- Response Time of Total Formal Requests Completed
- Outcome of Formal Requests
- Reasons for Refusal of Requests in Total or in Part

Total Number of Formal Requests Received





Total Number of Formal Requests Received by Public Bodies

Requests Received by Public Bodies

Total Requests Received **437**
 (April 1, 2011 – March 31, 2012)

Public Body	# of Requests	% of Total Requests*
-------------	---------------	----------------------



Health & Social Services	128	29.3%
Justice	82	18.8%
Education	52	11.9%
Yukon Hospital Corporation	49	11.2%
Tourism & Culture (Yukon Archives)	38	8.7%
Energy, Mines & Resources	18	4.1%
Community Services	15	3.4%
Environment	10	2.3%
Highways & Public Works	10	2.3%
Executive Council Office	6	1.4%
Yukon Housing Corporation	6	1.4%
Public Service Commission	4	0.9%
Finance	4	0.9%
Economic Development	4	0.7%
Tourism & Culture	4	0.7%
Yukon Workers' Compensation Health & Safety Board	3	0.2%
Yukon College	3	0.2%
Yukon Energy Corporation	3	0.0%
Yukon Lottery Commission	1	0.0%
Yukon Development Corporation	1	0.0%
Yukon Liquor Corporation	0	0.0%
French Language Services	0	0.0%
Women's Directorate	0	0.0%

* Totals may not add to 100% due to rounding.



Total Number of Formal Requests by Types of Applicants

Types of Applicants

Law Firm	282
Public	91
Political Party	25
Media	18
Business	4
Interest Group	15
Other Government	2
Total Requests Received (April 1, 2011 – March 31, 2012)	437

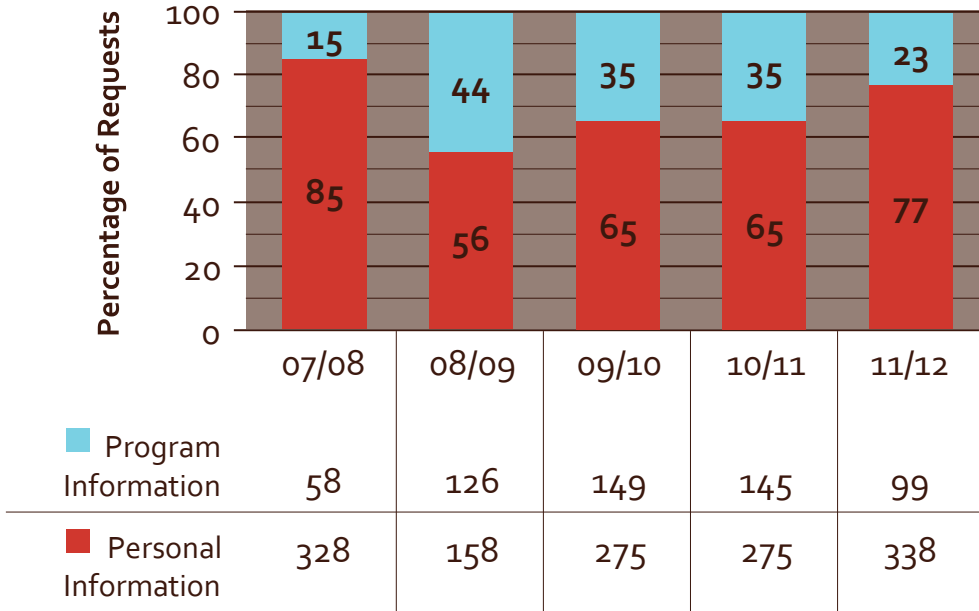
Type of Applicant	# of Requests	% of Total Requests*
Law Firm	282	64.5%
Public	91	20.8%
Political Party	25	5.7%
Media	18	4.1%
Business	4	0.9%
Interest Group	15	3.4%
Other Government	2	0.5%

* Totals may not add to 100% due to rounding.



Total Formal Requests by Type of Information

Requests by Type of Information



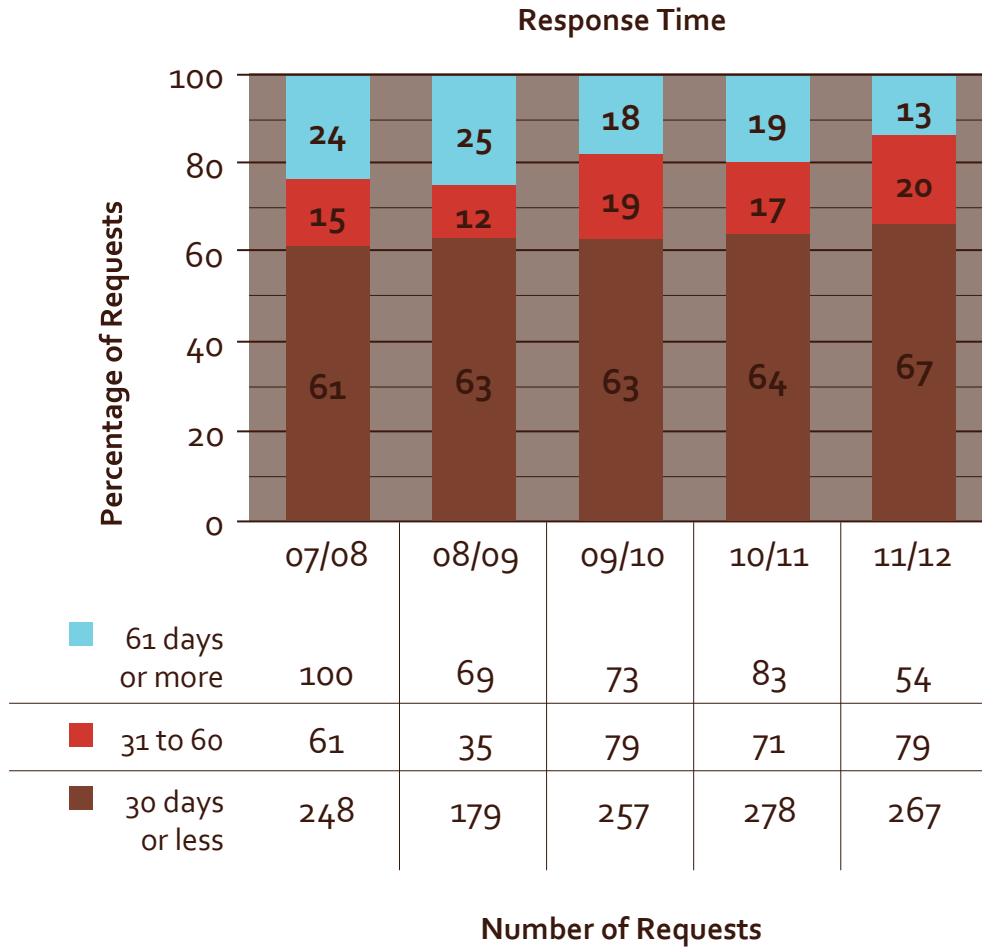
Number of Requests Total Number of Formal Requests Completed

Completed Requests

Carried forward from 2010/11	48
New Requests 2011/12	437
Total requests that were open during 2011/12	485
Completed 2011/12	400
Carried forward as of March 31, 2012	85



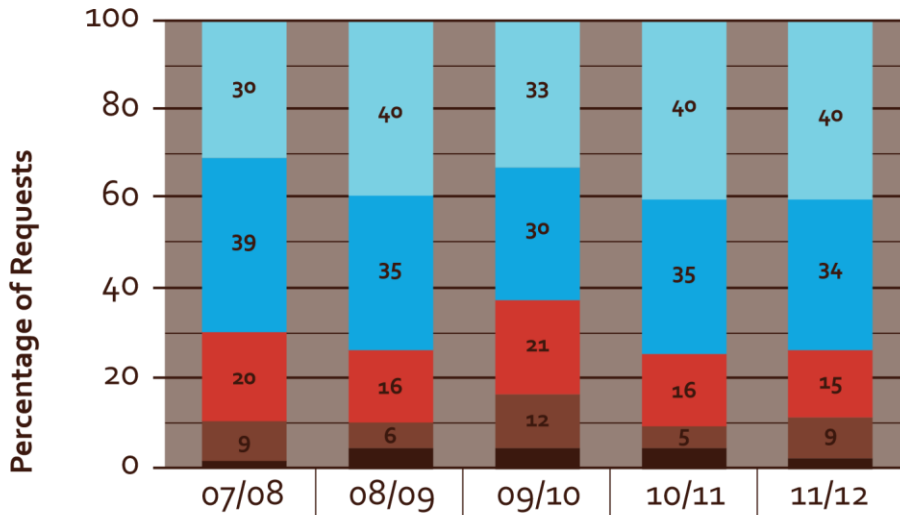
Response Time of Total Formal Requests Completed





Outcome of Formal Requests

Outcome of Requests



■	Granted	125	112	135	172	160
■	Partly Granted	158	98	124	153	136
■	No Records	84	45	86	69	60
■	Withdrawn/ Discontinued	35	16	48	20	34
■	Refused	7	12	17	18	10

Number of Requests



Reasons for Refusal of Requests in Total or in Part

Reasons for Refusal of Requests in Total or in Part (April 1, 2011 – March 31, 2012)

ATIPP Act Section Number	Exceptions to Disclosures	No of times where exception was applied
MANDATORY EXCEPTION		
15	Cabinet confidence	7
24	Disclosure harmful to business interests of a third party	1
25	Disclosure harmful to personal privacy of a third party	270
DISCRETIONARY EXCEPTION		
16	Policy advice, recommendations, or draft regulations	4
17	Disclosure harmful to the financial of economic interests of a public body	2
18	Legal Advice	26
19	Disclosure harmful to law enforcement	6
20	Disclosure harmful to intergovernmental relations or negotiations	3
21	Disclosure harmful to the conservation of heritage sites, etc.	1
22	Disclosure harmful to the individual or public safety	5
23	Information that will be published or released within 90 days	5
EXCLUSIONS		
2	Record outside the scope of the Act	2
4	Other legislation paramount	1