

# ECONOMIC DEVELOPMENT



**VOTE 07**  
**DEPARTMENT OF ECONOMIC DEVELOPMENT**

**MINISTER**

**Hon. P. Duncan**

**DEPUTY MINISTER**

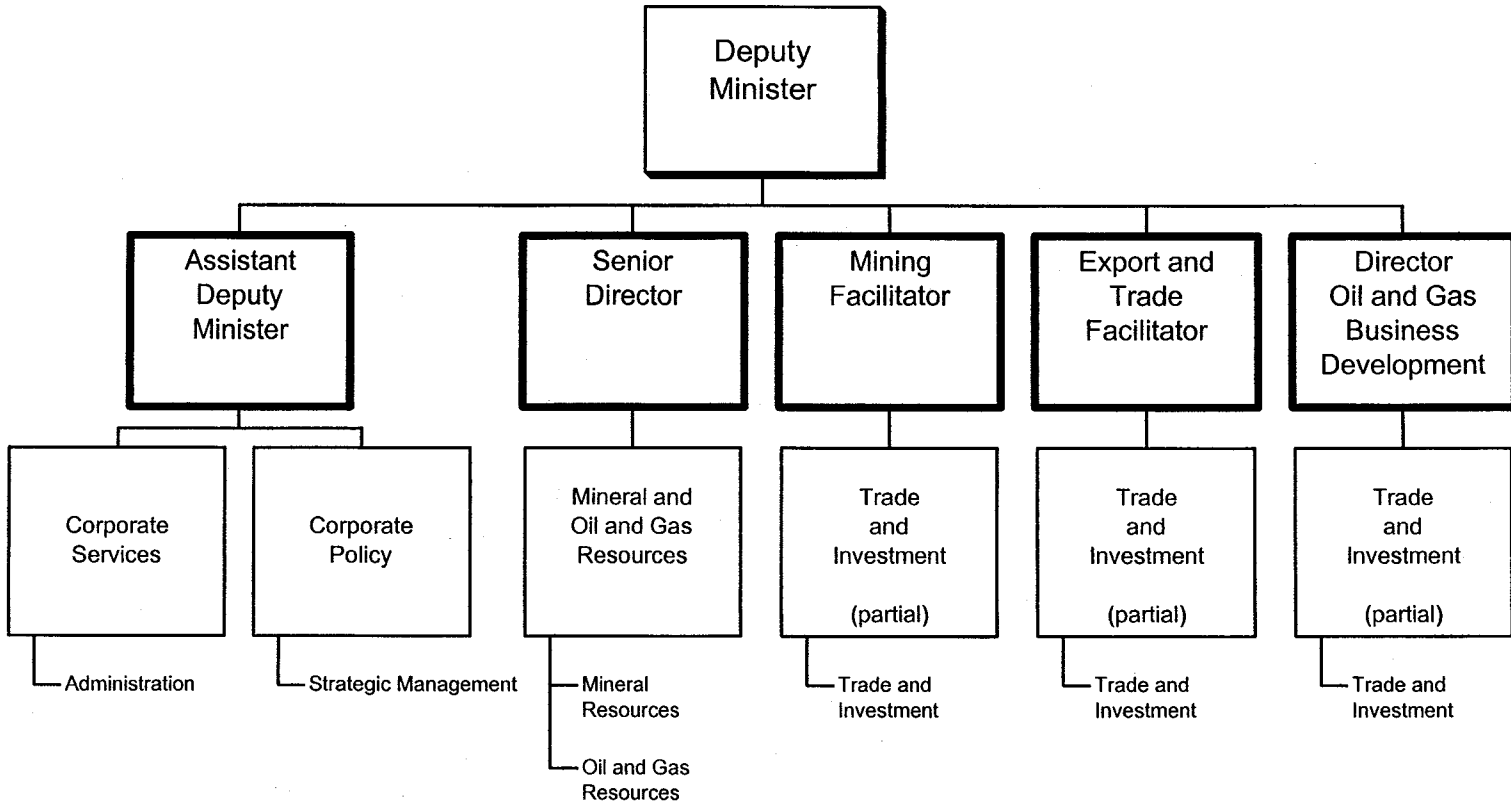
**A. Robertson**

**DEPARTMENTAL OBJECTIVE**

- To work with Yukon people, communities, business, First Nations and other governments to create jobs, new opportunities and a strong, stable Yukon economy by:
  - supporting and encouraging the responsible development of the Yukon's mineral, forestry and energy resources;
  - managing and developing the Yukon's oil and gas resources consistent with social and environmental values;
  - promoting the Alaska Highway Pipeline project to support increased economic activity and infrastructure for oil and gas development;
  - encouraging the growth of new and established businesses and industries; and
  - facilitating the development of infrastructure and an investment climate that supports sustainable economic activity for the betterment of Yukon people.

# DEPARTMENT OF ECONOMIC DEVELOPMENT

## RELATIONSHIP BETWEEN ORGANIZATION AND PROGRAMS



Note: Dark outlined boxes represent positions reporting directly to the Deputy Minister. Other boxes represent programs. Activities are listed below the programs. Programs identified as "partial" represent responsibility for the program being shared by two or more positions reporting directly to the Deputy Minister.

**VOTE 07**  
**DEPARTMENT OF ECONOMIC DEVELOPMENT**

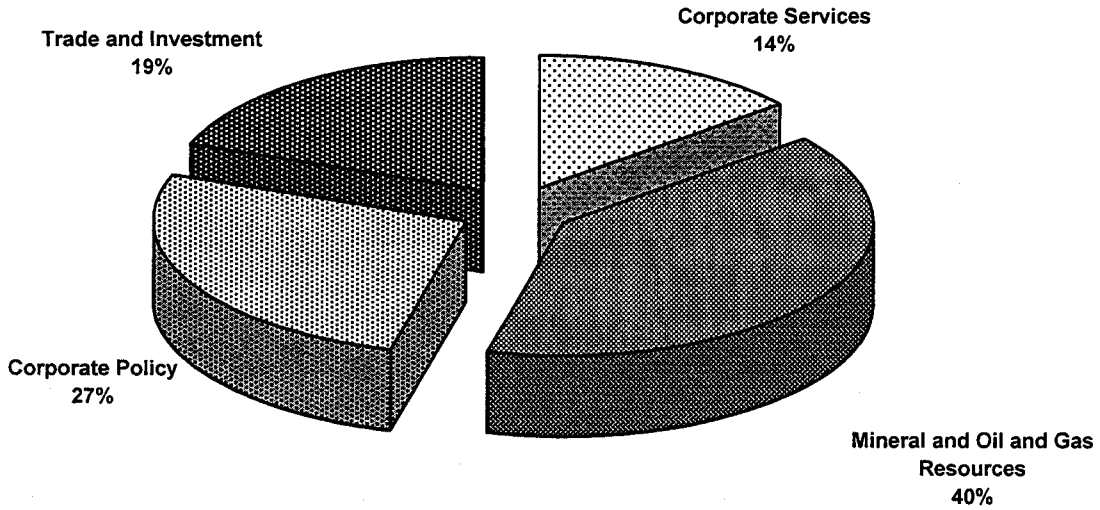
<b>FINANCIAL SUMMARY (\$000'S)</b>	<b>2001-02 ESTIMATE</b>	<b>2000-01 FORECAST</b>	<b>% CHANGE</b>	<b>1999-00 ACTUAL</b>
<b>Operation and Maintenance Expenditures</b>				
Corporate Services	1,097	1,265	-13%	1,117
Mineral and Oil and Gas Resources	3,090	2,578	20%	1,570
Corporate Policy	2,068	1,540	34%	1,596
Trade and Investment	1,515	1,584	-4%	1,793
<b>Total Operation and Maintenance Vote 07</b>	<b>7,770</b>	<b>6,967</b>	<b>12%</b>	<b>6,076</b>
<b>Operation and Maintenance Recoveries</b>				
	28	80	-65%	81
<b>Revenue</b>	<b>9,126</b>	<b>7,121</b>	<b>28%</b>	<b>3,493</b>
<b>Allotments</b>				
Personnel	4,986	4,254	17%	3,240
Other	2,549	2,429	5%	2,629
Transfer Payments	235	284	-17%	207
<b>Total Allotments</b>	<b>7,770</b>	<b>6,967</b>	<b>12%</b>	<b>6,076</b>

Note:

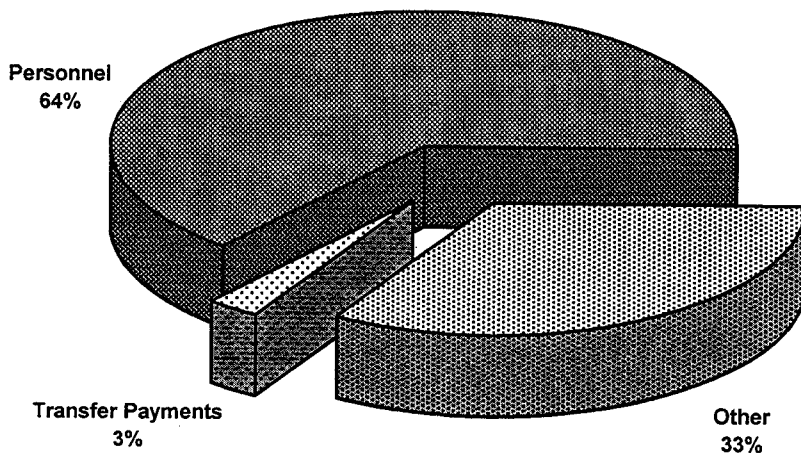
Restated 1999-00 Actual to reflect the transfer of the Industrial Research Assistance Program (IRAP) from Yukon Housing Corporation.

**VOTE 07  
DEPARTMENT OF ECONOMIC DEVELOPMENT**

**2001-02 Estimate  
Distribution of O&M Expenditures by Program**



**2001-02 Estimate  
Distribution of O&M Expenditures by Allotment**



## ECONOMIC DEVELOPMENT

## CORPORATE SERVICES

### PROGRAM OBJECTIVES

- To provide corporate financial, personnel and general administrative support services to efficiently and effectively use departmental resources.
- To deliver economic and community development programs.

O&M EXPENDITURES (\$000'S)	2001-02 ESTIMATE	2000-01 FORECAST	% CHANGE	1999-00 ACTUAL
<b>Activity</b>				
Administration	1,097	1,265	-13%	1,117
<b>Total Corporate Services</b>	<b>1,097</b>	<b>1,265</b>	<b>-13%</b>	<b>1,117</b>
<b>Allotments</b>				
Personnel	930	1,067	-13%	839
Other	167	198	-16%	278
Transfer Payments	0	0	0%	0
<b>Total Allotments</b>	<b>1,097</b>	<b>1,265</b>	<b>-13%</b>	<b>1,117</b>

## ECONOMIC DEVELOPMENT

### MINERAL AND OIL AND GAS RESOURCES

#### PROGRAM OBJECTIVES

- To participate actively in the sustainable development of Yukon's mineral resources and secure management responsibilities for these resources.
- To manage effectively the responsible development of Yukon's oil and gas resources and implement, with First Nations, the common regime.
- To provide support and certainty for industry in developing mineral and oil and gas resources.
- To ensure Yukon benefits from, and public understanding of, the mining and oil and gas industries.

O&M EXPENDITURES (\$000'S)	2001-02 ESTIMATE	2000-01 FORECAST	% CHANGE	1999-00 ACTUAL
<b>Activities</b>				
Mineral Resources	512	505	1%	400
Oil and Gas Resources	2,578	2,073	24%	1,170
<b>Total Mineral and Oil and Gas Resources</b>	<b>3,090</b>	<b>2,578</b>	<b>20%</b>	<b>1,570</b>
<b>Allotments</b>				
Personnel	1,190	839	42%	553
Other	1,900	1,739	9%	1,017
Transfer Payments	0	0	0%	0
<b>Total Allotments</b>	<b>3,090</b>	<b>2,578</b>	<b>20%</b>	<b>1,570</b>

## ECONOMIC DEVELOPMENT

## CORPORATE POLICY

### PROGRAM OBJECTIVES

- To develop policies, strategies, programs, and legislative instruments to support economic and resource development, in keeping with government-wide priorities.
- To review departmental programs to ensure their effectiveness and relevance in meeting economic and community development objectives.
- To provide relevant, reliable economic research and analysis to support broader understanding of, and effective decision-making about, the Yukon economy.
- To promote the development of sustainable forest and energy industries that provide benefits for Yukoners.
- To encourage the development of knowledge-related and other industries in the Yukon through strategic actions in concert with business, communities and other partners.
- To fulfill the economic development commitments made under land claim agreements.
- To increase the public's awareness and understanding of departmental priorities, programs, policies and initiatives.

O&M EXPENDITURES (\$000'S)	2001-02 ESTIMATE	2000-01 FORECAST	% CHANGE	1999-00 ACTUAL
<b>Activity</b>				
Strategic Management	2,068	1,540	34%	1,596
<b>Total Corporate Policy</b>	<b>2,068</b>	<b>1,540</b>	<b>34%</b>	<b>1,596</b>
<b>Allotments</b>				
Personnel	1,912	1,371	39%	1,131
Other	154	158	-3%	463
Transfer Payments	2	11	-82%	2
<b>Total Allotments</b>	<b>2,068</b>	<b>1,540</b>	<b>34%</b>	<b>1,596</b>



## ECONOMIC DEVELOPMENT

## TRADE AND INVESTMENT

### PROGRAM OBJECTIVE

- To foster new and enhanced opportunities for Yukon businesses and people by:
  - facilitating infrastructure development and encouraging a positive investment climate;
  - promoting and facilitating mineral exploration and mining and oil and gas activity;
  - promoting the Alaska Highway Pipeline project and preparing Yukoners to maximize benefits generated from the pipeline;
  - facilitating opportunities for Yukon businesses and supporting their trade and export initiatives; and
  - promoting and facilitating investment in the Yukon.

<b>O&amp;M EXPENDITURES (\$000'S)</b>	2001-02 ESTIMATE	2000-01 FORECAST	%	1999-00 ACTUAL
<b>Activity</b>				
Trade and Investment	1,515	1,584	-4%	1,793
<b>Total Trade and Investment</b>	<b>1,515</b>	<b>1,584</b>	<b>-4%</b>	<b>1,793</b>
<b>Allotments</b>				
Personnel	954	977	-2%	717
Other	328	334	-2%	871
Transfer Payments	233	273	-15%	205
<b>Total Allotments</b>	<b>1,515</b>	<b>1,584</b>	<b>-4%</b>	<b>1,793</b>

## ECONOMIC DEVELOPMENT

<b>RECOVERIES AND REVENUE (\$000'S)</b>	<b>2001-02 ESTIMATE</b>	<b>2000-01 FORECAST</b>	<b>% CHANGE</b>	<b>1999-00 ACTUAL</b>
---	-----------------------------	-----------------------------	---------------------	---------------------------

### RECOVERIES

#### Trade and Investment

DIAND	13	14	-7%	14
Department of Fisheries and Oceans	13	14	-7%	14
Investment Readiness Workshop	2	2	0%	0
Prior Years' Recoveries	0	50	-100%	53
<b>TOTAL RECOVERIES</b>	<b>28</b>	<b>80</b>	<b>-65%</b>	<b>81</b>

### REVENUE

#### Corporate Services

YEAP Loan Interest	1	1	0%	3
SEAL Loan Penalty (Loans issued prior to April 1/93)	1	1	0%	10
Business Loan Interest	117	117	0%	158
Loan Guarantee Fees	2	0	100%	9
<b>Mineral and Oil and Gas Resources</b>				
Sale of Maps	5	2	150%	0
Oil and Gas Resource Revenue				
- Royalties	8,987	6,987	29%	3,297
- Rentals	13	13	0%	13
- Administration Fees	0	0	0%	3
<b>TOTAL REVENUE</b>	<b>9,126</b>	<b>7,121</b>	<b>28%</b>	<b>3,493</b>

## ECONOMIC DEVELOPMENT

<b>TRANSFER PAYMENTS (\$000'S)</b>	2001-02 ESTIMATE	2000-01 FORECAST	% CHANGE	1999-00 ACTUAL
<b>CONTRIBUTIONS</b>				
<b>Corporate Policy</b>				
Utilities Consumers Group	2	1	100%	2
Prior Years' Contributions	0	10	-100%	0
<b>Trade and Investment</b>				
Yukon Chamber of Commerce	36	36	0%	36
Canada-Yukon Business Service Centre	45	45	0%	45
Yukon Placer Committee	41	41	0%	43
Yukon Federation of Labour	36	36	0%	36
Yukon Building and Construction Trades Council	15	15	0%	15
Yukon Chamber of Mines	45	45	0%	30
Klondike Placer Miners' Association	15	0	100%	0
Prior Years' Contributions	0	55	-100%	0
<b>TOTAL TRANSFER PAYMENTS</b>	<b>235</b>	<b>284</b>	<b>-17%</b>	<b>207</b>