

# RENEWABLE RESOURCES



**VOTE 14**  
**DEPARTMENT OF RENEWABLE RESOURCES**

**MINISTER**

**Hon. D. Eftoda**

**DEPUTY MINISTER**

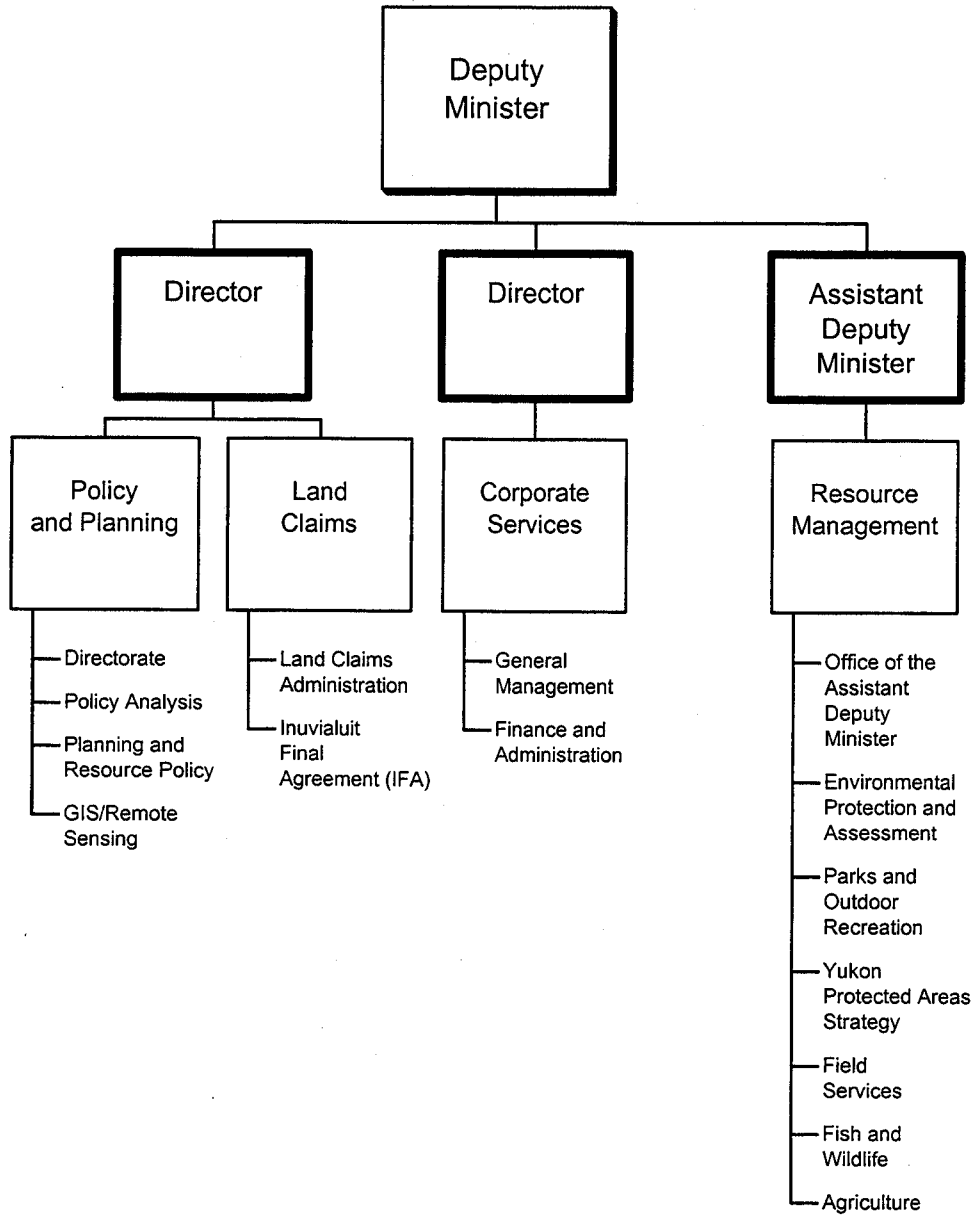
**W. Oppen**

**DEPARTMENTAL OBJECTIVE**

- To ensure that the renewable resources and the environment of the Yukon are managed and used in accordance with government policy by:
  - maintaining and enhancing the quality of the Yukon's environment for present and future generations through ecosystem-based management, conservation of resources and protection and maintenance of biodiversity;
  - implementing the Yukon Protected Areas Strategy, and the principles of the Yukon Conservation Strategy;
  - ensuring that Yukon people have the opportunity to be involved in the development and review of departmental programs, policies, legislation and regulations through open and effective communication and processes;
  - managing renewable resources in a manner that promotes integration with other sectors such as economic development, so that optimum benefits can be derived for all Yukon people;
  - participating in national and international measures designed to enhance environmental quality and encourage sustainable use of renewable resources;
  - integrating, implementing and managing additional authorities and responsibilities in areas of renewable resources and environmental management as they are devolved from the Government of Canada, that are consistent with the Government of the Yukon's policy and constitutional objectives; and
  - undertaking resource management activities that meet the Government of the Yukon's obligations and respect the rights of aboriginal people and relationships established through land claim and self-government agreements.

# DEPARTMENT OF RENEWABLE RESOURCES

## RELATIONSHIP BETWEEN ORGANIZATION AND PROGRAMS



**VOTE 14  
DEPARTMENT OF RENEWABLE RESOURCES**

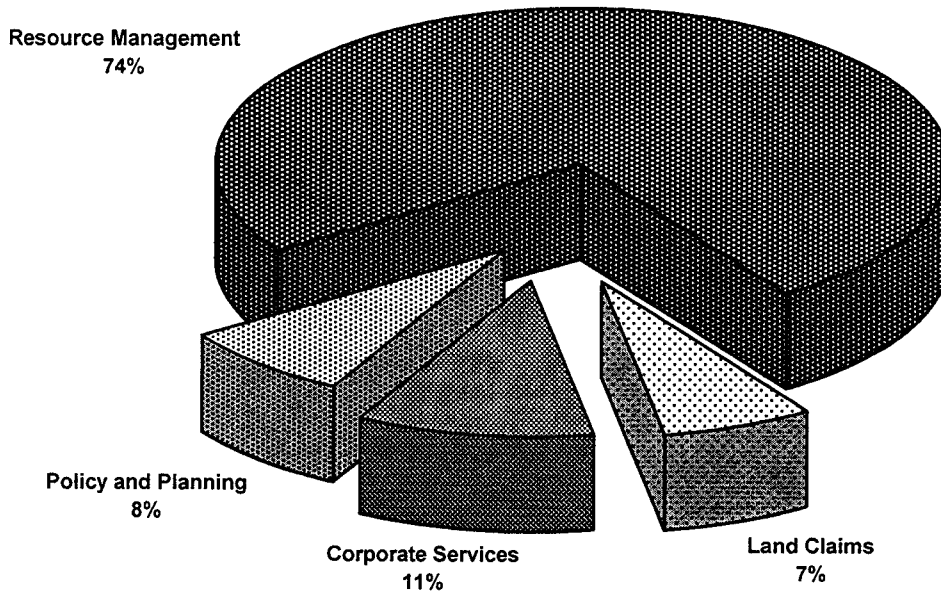
<b>FINANCIAL SUMMARY (\$000'S)</b>	<b>2001-02 ESTIMATE</b>	<b>2000-01 FORECAST</b>	<b>% CHANGE</b>	<b>1999-00 ACTUAL</b>
<b>Operation and Maintenance Expenditures</b>				
Corporate Services	1,708	1,631	5%	1,625
Policy and Planning	1,232	1,131	9%	993
Resource Management	12,091	11,520	5%	10,918
Land Claims	1,091	1,063	3%	985
<b>Total Operation and Maintenance Vote 14</b>	<b>16,122</b>	<b>15,345</b>	<b>5%</b>	<b>14,521</b>
<b>Operation and Maintenance Recoveries</b>				
	773	802	-4%	843
<b>Revenue</b>				
	809	837	-3%	818
<b>Allotments</b>				
Personnel	11,270	10,847	4%	9,889
Other	4,168	3,858	8%	4,083
Transfer Payments	684	640	7%	549
<b>Total Allotments</b>	<b>16,122</b>	<b>15,345</b>	<b>5%</b>	<b>14,521</b>

Note:

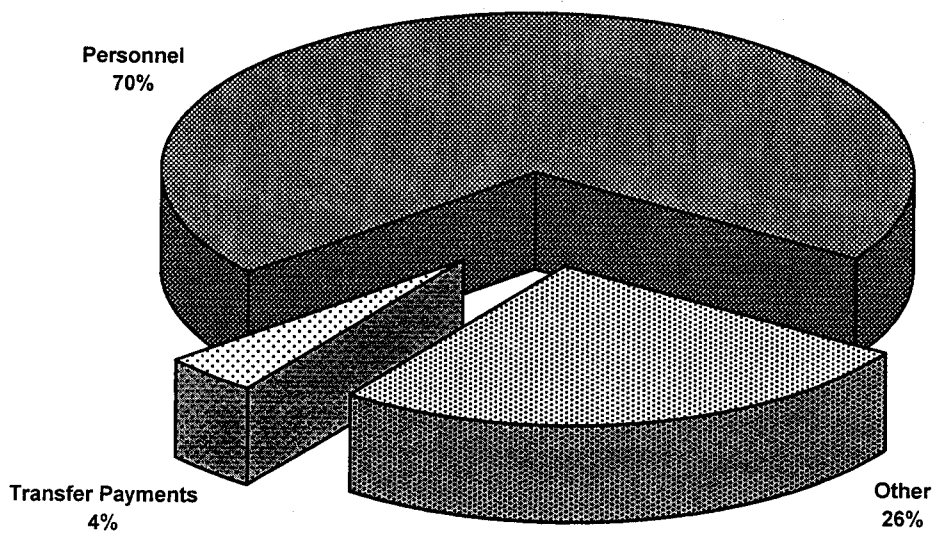
Restated 1999-00 Actual to reflect the transfer of a portion of the Wildlife Viewing program from Capital to O&M.

**VOTE 14  
DEPARTMENT OF RENEWABLE RESOURCES**

**2001-02 Estimate  
Distribution of O&M Expenditures by Program**



**2001-02 Estimate  
Distribution of O&M Expenditures by Allotment**



## RENEWABLE RESOURCES

## CORPORATE SERVICES

### PROGRAM OBJECTIVES

- To provide overall direction and management in order to meet departmental objectives and contribute to the achievement of governmental objectives.
- To assist the department in managing its financial, human and information resources in an efficient, effective and economical manner by providing administrative support services to departmental personnel.
- To assist the department to ensure its assets are acquired and maintained in a manner which adequately fulfills operational requirements.
- To promote the effective use and integration of information through the appropriate use of technology to meet departmental and client needs.

O&M EXPENDITURES (\$000'S)	2001-02 ESTIMATE	2000-01 FORECAST	% CHANGE	1999-00 ACTUAL
<b>Activities</b>				
General Management	254	223	14%	277
Finance and Administration	1,454	1,408	3%	1,348
<b>Total Corporate Services</b>	<b>1,708</b>	<b>1,631</b>	<b>5%</b>	<b>1,625</b>
<b>Allotments</b>				
Personnel	1,372	1,296	6%	1,249
Other	306	305	0%	343
Transfer Payments	30	30	0%	33
<b>Total Allotments</b>	<b>1,708</b>	<b>1,631</b>	<b>5%</b>	<b>1,625</b>

## RENEWABLE RESOURCES

## CORPORATE SERVICES

### STATISTICS

	2001-02 ESTIMATE	2000-01 FORECAST	% CHANGE	1999-00 ACTUAL
<b>Finance and Administration (#)</b>				
<b>Human Resources</b>				
Recruitment Actions	94	94	0%	94
Time Sheets Processed	1,100	1,100	0%	1,100
Position Descriptions Reviewed	100	100	0%	354
<b>Information</b>				
Publications Distributed	66	66	0%	65
Total Quantities Distributed	170,000	170,000	0%	160,000
New/Revised Publications	30	30	0%	27
<b>Library Data</b>				
Books on Hand *	10,600	10,325	3%	10,000
Periodicals on Hand	230	250	-8%	274
Books Ordered Annually	60	60	0%	57
Inter-Library Loan Requests	175	175	0%	142
Requests for Searches	230	225	2%	200
Items Borrowed from Staff Library	225	225	0%	226

\* Books on hand does not include books in satellite libraries or offices within the department.  
(Numbers are approximate.)

## RENEWABLE RESOURCES

## POLICY AND PLANNING

### PROGRAM OBJECTIVES

- To coordinate and undertake the analysis, development and evaluation of legislation, regulations and policy.
- To manage departmental activities including:
  - land claims negotiations and implementation;
  - remote sensing and geographic information system;
  - other strategic environmental or resource management and planning activities; and
  - State of Environment Reporting.
- To coordinate regional land use planning activities within the department and represent the Government of the Yukon's interests in regional planning exercises.

O&M EXPENDITURES (\$000'S)	2001-02 ESTIMATE	2000-01 FORECAST	% CHANGE	1999-00 ACTUAL
<b>Activities</b>				
Directorate	278	272	2%	254
Policy Analysis	452	380	19%	261
Planning and Resource Policy	190	195	-3%	195
GIS/Remote Sensing	312	284	10%	283
<b>Total Policy and Planning</b>	<b>1,232</b>	<b>1,131</b>	<b>9%</b>	<b>993</b>
<b>Allotments</b>				
Personnel	984	864	14%	764
Other	203	222	-9%	190
Transfer Payments	45	45	0%	39
<b>Total Allotments</b>	<b>1,232</b>	<b>1,131</b>	<b>9%</b>	<b>993</b>



## RENEWABLE RESOURCES

## POLICY AND PLANNING

### STATISTICS

	2001-02 ESTIMATE	2000-01 FORECAST	% CHANGE	1999-00 ACTUAL
<b>Policy Analysis (#)</b>				
Cabinet/Ministerial Submissions Prepared	50	53	-6%	56
Acts/Regulations Prepared	10	10	0%	5
Written Ministerial / Premier Responses to Public Inquiries	200	200	0%	248

## RENEWABLE RESOURCES

## RESOURCE MANAGEMENT

### PROGRAM OBJECTIVES

- To develop and provide management and protection of Yukon's environment through education, regulation development, monitoring and inspections, assessment and mitigation of resource developments, and pollution prevention programs.
- To implement the Yukon Protected Areas Strategy.
- To establish and manage a system of protected areas including wilderness preserves, territorial parks, ecological reserves, Canadian Heritage Rivers, campgrounds and recreation sites; and to provide information/interpretive services for Yukon residents and visitors.
- To develop and enhance public awareness and understanding of, and adherence to the laws pertaining to renewable resources and the environment, through education, monitoring, inspection and enforcement.
- To provide public education respecting Yukon's environment, resources and public safety.
- To provide regional delivery of departmental services.
- To develop and implement management programs to maintain biological diversity and to ensure the conservation and sustainable use of fish, wildlife and habitat resources.
- To promote an agricultural industry that provides economic benefits to the Yukon in an environmentally sustainable fashion, while reflecting broad social values.

<b>O&amp;M EXPENDITURES (\$000'S)</b>	2001-02 ESTIMATE	2000-01 FORECAST	% CHANGE	1999-00 ACTUAL
<b>Activities</b>				
Office of the Assistant Deputy Minister	211	199	6%	186
Environmental Protection and Assessment	1,197	1,166	3%	966
Parks and Outdoor Recreation	1,947	1,882	3%	1,865
Yukon Protected Areas Strategy	567	551	3%	482
Field Services	2,828	2,597	9%	2,540
Fish and Wildlife	4,684	4,473	5%	4,306
Agriculture	657	652	1%	573
<b>Total Resource Management</b>	<b>12,091</b>	<b>11,520</b>	<b>5%</b>	<b>10,918</b>
<b>Allotments</b>				
Personnel	8,353	8,139	3%	7,389
Other	3,277	2,963	11%	3,238
Transfer Payments	461	418	10%	291
<b>Total Allotments</b>	<b>12,091</b>	<b>11,520</b>	<b>5%</b>	<b>10,918</b>

Note:

Restated 1999-00 Actual to reflect the transfer of a portion of the Wildlife Viewing program from Capital to O&M and the creation of the Yukon Protected Areas Strategy.

## RENEWABLE RESOURCES

### RESOURCE MANAGEMENT Environmental Protection and Assessment

#### STATISTICS

	2001-02 ESTIMATE	2000-01 FORECAST	% CHANGE	1999-00 ACTUAL
<b>FEDERAL</b>				
<b>SCREENINGS (#) *</b>				
Land Use Permits	130	73	78%	112
Land Dispositions	90	84	7%	78
Timber Operations	20	10	100%	34
Timber Baseline	15	8	88%	7
Water Licences	175	170	3%	163
Mining Land Use (placer)	160	148	8%	143
Mining Land Use (quartz)	60	60	0%	58
Major Projects (mining/forestry/hydro/pipeline)	19	15	27%	20
<b>TOTAL FEDERAL</b>	<b>669</b>	<b>568</b>	<b>18%</b>	<b>615</b>
<b>YUKON</b>				
<b>PROJECTS (#)</b>				
Oil and Gas Permits	10	6	67%	0
Fuel Wood Permits	225	259	-13%	202
Land Use Authorizations	30	38	-21%	15
Agricultural Applications Reviews	73	64	14%	56
Land Disposition Reviews	96	97	-1%	99
<b>TOTAL YUKON</b>	<b>434</b>	<b>464</b>	<b>-6%</b>	<b>372</b>
<b>TOTALS</b>	<b>1,103</b>	<b>1,032</b>	<b>7%</b>	<b>987</b>

\* Completed pursuant to the Canadian Environmental Assessment Act.

## RENEWABLE RESOURCES

### RESOURCE MANAGEMENT Environmental Protection and Assessment

#### STATISTICS

	2001-02 ESTIMATE	2000-01 FORECAST	% CHANGE	1999-00 ACTUAL
<b>Standards and Approvals Section (#)</b>				
Pesticide Use Permits <sup>(1)</sup>	13	12	8%	12
Pesticide Vendor Permits <sup>(1)</sup>	3	2	50%	2
Pesticide Service Permits <sup>(1)</sup>	6	5	20%	5
Special Waste Generators Permits <sup>(1)</sup>	145	136	7%	136
Special Waste Management Facility Permits <sup>(1)</sup>	35	33	6%	30
Special Waste Permit for Release, Disposal, Mixing or Diluting <sup>(1)</sup>	15	12	25%	10
Ozone Depleting Substances and Other Halocarbon Permits <sup>(2)</sup>	30	25	20%	n/a
Ozone Depleting Substances Registration Permits <sup>(3)</sup>	n/a	65	-100%	63
Heating, Refrigeration and Air Conditioning Institute of Canada Certification for Technicians working with Ozone Depleting Substances <sup>(8)</sup>	20	130	-85%	116
Recycling Depot Registrations <sup>(1)</sup>	28	28	0%	25
Pesticide Applicator Certification <sup>(4)</sup>	10	10	0%	10
Contaminated Sites Regulations <sup>(7)</sup>				
Authorizations	10	7	43%	0
Designations	20	20	0%	5
Certificates of Compliance	1	1	0%	0
Storage Tank Permits <sup>(5)</sup>	50	30	67%	59
Solid Waste Regulations				
Solid Waste Disposal Facility Permits <sup>(6)</sup>	25	25	0%	0
Solid Waste Commercial Dump Permits	10	10	0%	0
Air Emissions Permits <sup>(1)</sup>	11	11	0%	9

- Number of active permits monitored by the Branch (up to end of March 2000 for 1999-2000 Actual).
- Permits issued under the amended Ozone Depleting Substances and Other Halocarbon Regulations passed in July 2000.
- Number of registered technicians under the old Ozone Depleting Substances Regulations, which were revoked when new Ozone Depleting Substances and Other Halocarbon Regulations were implemented in July 2000. Permits are not required under these Regulations anymore.
- Number of exams administered by Environmental Protection and Assessment - fees go to the Government of British Columbia.
- The Storage Tank Regulations are administered by the Public Safety Branch, Community and Transportation Services, and are enforced by Renewable Resources. Installation permits are issued for one year, while operational permits are issued for three years.
- The Solid Waste Regulations came into force in January 2000, but permits were not required until March 2000. Permits were issued in November 2000.
- Number of Authorizations and Certificates of Compliance issued, and number of new Designated Sites.
- Number of individuals taking certification in the Yukon .

## RENEWABLE RESOURCES

### RESOURCE MANAGEMENT Environmental Protection and Assessment

#### STATISTICS

	2001-02 ESTIMATE	2000-01 FORECAST	% CHANGE	1999-00 ACTUAL
<b>Monitoring and Inspections Section (#)</b>				
Inspections <sup>(1)</sup>	50	43	16%	42
Occurrence Reports	45	36	25%	56
Waste Manifests	200	180	11%	141
Samples Collected				
Field Analysis	25	25	0%	25
Laboratory Analysis	40	40	0%	40
Spill Reports <sup>(2)</sup>	40	47	-15%	43
YTG Environmental Protection and Assessment Branch - Lead	10	9	11%	10

1. Inspections are conducted for routine compliance monitoring according to the Inspections Plan; or in response to incidents and reports.
2. As prescribed in the Letter of Understanding Concerning Government Response to Spills in the Yukon, the Environmental Protection and Assessment Branch takes a lead role for all spills regulated by the Environment Act, and when taking the lead role, coordinates all efforts to protect human health and the environment, and ensure the responsible parties repair the effects of the spill. In addition the Branch ensures that all spills are remediated to criteria established in the Environment Act and Regulations.

## RENEWABLE RESOURCES

### RESOURCE MANAGEMENT Field Services Parks and Outdoor Recreation

#### STATISTICS

	2001-02 ESTIMATE	2000-01 FORECAST	% CHANGE	1999-00 ACTUAL
<b>Field Services (#)</b>				
District Occurrence Reports (do not include minor wildlife incidents)	1,000	805	24%	798
Branch Enforcement Actions	200	184	9%	132
<b>Parks and Outdoor Recreation (#)</b>				
Campgrounds	41	41	0%	41
Self Registration	41	41	0%	35
Campground Sites	1,052	1,041	1%	1,026
Recreation Sites	14	14	0%	14
Trails	18	18	0%	17
Heritage Rivers				
Nominated	0	1	-100%	1
Designated	3	2	50%	2
Campground Permits Sold Through Agents or Vendors				
Annual Permits	920	915	1%	959
Daily Permits	22,000	21,000	5%	22,820
Permit Agents or Vendors	100	100	0%	120

## RENEWABLE RESOURCES

### RESOURCE MANAGEMENT Fish and Wildlife

#### STATISTICS

	2001-02 ESTIMATE	2000-01 FORECAST	% CHANGE	1999-00 ACTUAL
<b>Wildlife</b>				
Hunting Licences Sold (#)				
Resident	3,600	3,600	0%	3,852
Non-Resident	800	800	0%	827
<b>Fisheries</b>				
Sport Fishing Licences Sold (#)				
Yukon Resident	6,600	6,600	0%	7,584
Canadian Resident	3,000	3,000	0%	3,283
Non-Resident	4,500	4,500	0%	5,487
<b>Trapping</b>				
Annual Value of Yukon Fur Sold (\$)	350,000	300,000	17%	300,000
Species Trapped for Fur (#)	14	14	0%	14
Traplines (#)	341	341	0%	341
Group Trapping Areas (#)	14	14	0%	14
Individuals Involved in Trapping (#)	450	450	0%	400

## RENEWABLE RESOURCES

## RESOURCE MANAGEMENT Agriculture

### STATISTICS <sup>(1)</sup>

	2001-02 ESTIMATE	2000-01 FORECAST	% CHANGE	1999-00 ACTUAL
Farms in Yukon (#)	170	178	-4%	175
Average Farm Size (Acres) <sup>(2)</sup>	100	100	0%	100
Average Farm Sales (\$)	23,500	20,000	18%	22,500
Average Farm Capital (\$)	300,000	295,000	2%	295,000
Farmland In Yukon (Acres)	27,750	27,500	1%	27,500
Game Farms (#)	8	7	14%	7
Forage Production (Tons)	14,000	10,000	40%	14,000
Egg Production (Dozens)	75,000	100,000	-25%	102,000
Beef Production (lbs)	32,500	30,000	8%	24,000
Hog Production (#)	370	350	6%	350
Broiler Production (#)	6,000	6,000	0%	5,000
Greenhouse Operators (#)	40	38	5%	38
Value of Agriculture Products Sold (\$)	4,000,000	3,900,000	3%	3,800,000
Value of Farm Machinery (\$)	6,225,000	6,200,000	0%	6,100,000

1. Statistics presented are based primarily on the 1996 Census of Agriculture Data from Yukon (Statistics Canada) as well as estimates by the Agriculture Branch. The next census is 2001.
2. The average farm size was revised in 2000, based on land disposition through the agriculture land program and titles granted over the past three years. The 100 acre figure is the average size of agricultural disposition (new titled agricultural land) and the actual, forecast and estimate are based on this and not the 1996 Census.



## RENEWABLE RESOURCES

## LAND CLAIMS

### PROGRAM OBJECTIVES

- To coordinate and fulfil the Government of the Yukon's obligations under the terms of the Inuvialuit Final Agreement.
- To coordinate and represent departmental interests to support the negotiation of First Nation Final Agreements, implementation plans and transboundary claims.
- To oversee and coordinate the department's implementation activities to fulfil obligations of First Nation Final Agreements, Self-Government Agreements and transboundary claims.

O&M EXPENDITURES (\$000'S)	2001-02 ESTIMATE	2000-01 FORECAST	% CHANGE	1999-00 ACTUAL
<b>Activities</b>				
Land Claims Administration	329	283	16%	230
Inuvialuit Final Agreement (IFA)	762	780	-2%	755
<b>Total Land Claims</b>	<b>1,091</b>	<b>1,063</b>	<b>3%</b>	<b>985</b>
<b>Allotments</b>				
Personnel	561	548	2%	487
Other	382	368	4%	312
Transfer Payments	148	147	1%	186
<b>Total Allotments</b>	<b>1,091</b>	<b>1,063</b>	<b>3%</b>	<b>985</b>

## RENEWABLE RESOURCES

RECOVERIES AND REVENUE (\$000'S)	2001-02 ESTIMATE	2000-01 FORECAST	% CHANGE	1999-00 ACTUAL
<b>RECOVERIES</b>				
<b>Corporate Services</b>				
Prior Years' Recoveries	0	0	0%	13
<b>Resource Management</b>				
Province of British Columbia	2	2	0%	1
Conservation Action Team	2	2	0%	2
Agriculture Canada	3	3	0%	3
Agriculture Conference	2	2	0%	1
Master Gardener Course	2	2	0%	3
Prior Years' Recoveries	0	31	-100%	63
<b>Land Claims</b>				
Inuvialuit Final Agreement (IFA)	762	760	0%	757
<b>TOTAL RECOVERIES</b>	<b>773</b>	<b>802</b>	<b>-4%</b>	<b>843</b>
<b>REVENUE</b>				
<b>Resource Management</b>				
Campground Permits	210	235	-11%	203
Wilderness Tourism Licensing	8	3	167%	8
Hunting Licences and Seals	322	330	-2%	328
Trapping and Fur Licences	6	6	0%	4
Fishing Licences	250	250	0%	256
Land Application and Grazing Lease Fees	3	3	0%	6
Outfitting Fees	10	10	0%	9
Prior Years' Revenue	0	0	0%	4
<b>TOTAL REVENUE</b>	<b>809</b>	<b>837</b>	<b>-3%</b>	<b>818</b>

## RENEWABLE RESOURCES

<b>TRANSFER PAYMENTS (\$000'S)</b>	<b>2001-02 ESTIMATE</b>	<b>2000-01 FORECAST</b>	<b>% CHANGE</b>	<b>1999-00 ACTUAL</b>
<b>GRANTS</b>				
<b>Resource Management</b>				
University of Saskatchewan	4	4	0%	4
Fur Institute of Canada	6	6	0%	6
<b>Total Grants</b>	<b>10</b>	<b>10</b>	<b>0%</b>	<b>10</b>
<b>CONTRIBUTIONS</b>				
<b>Corporate Services</b>				
Environmental Public Awareness	30	30	0%	33
<b>Policy and Planning</b>				
Mackenzie River Basin Agreement	8	8	0%	3
Canadian Council of Ministers of Environment (CCME)	2	2	0%	1
Yukon Conservation Society	35	35	0%	35
<b>Resource Management</b>				
Porcupine Caribou Management Board	48	48	0%	48
Yukon Trappers Association	88	88	0%	48
Whitehorse Fish Hatchery	75	75	0%	85
Yukon College	45	45	0%	45
Recycling Initiative	100	100	0%	0
Ducks Unlimited	60	42	43%	0
Yukon Fish and Game Association	35	0	100%	5
Prior Years' Contributions	0	10	-100%	50
<b>Land Claims</b>				
Wildlife Management Advisory Council	148	147	1%	147
Prior Years' Contributions	0	0	0%	39
<b>Total Contributions</b>	<b>674</b>	<b>630</b>	<b>7%</b>	<b>539</b>
<b>TOTAL TRANSFER PAYMENTS</b>	<b>684</b>	<b>640</b>	<b>7%</b>	<b>549</b>