

COMMUNITY SERVICES



**VOTE 51
DEPARTMENT OF COMMUNITY SERVICES**

MINISTER

Hon. G. Hart

DEPUTY MINISTER

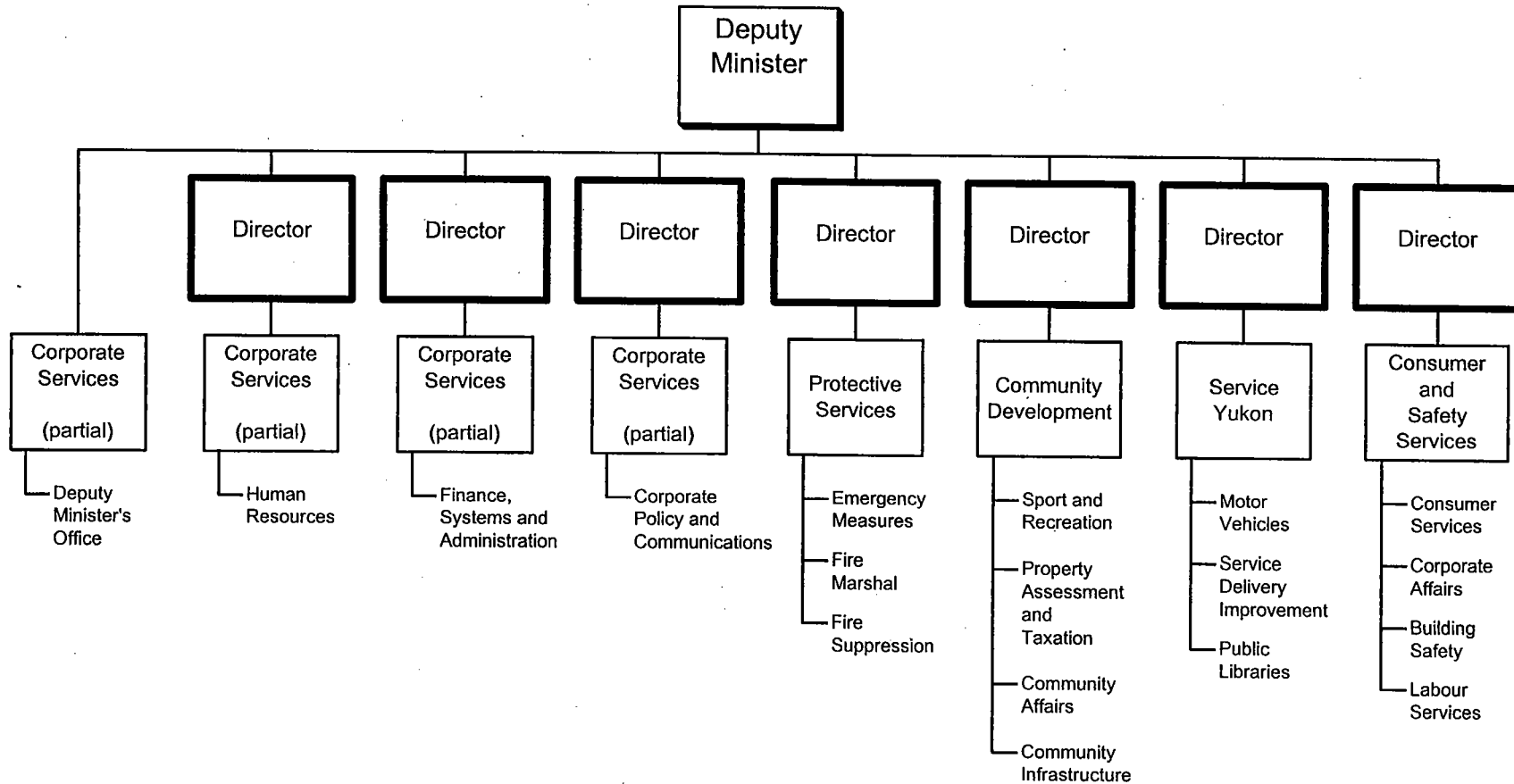
M. Tremblay

DEPARTMENTAL OBJECTIVES

- To promote sustainable healthy communities by supporting local governments, community organizations, and the volunteer sector; encouraging active living through sport and recreation; and directly providing community services, planning and zoning, property assessment and taxation, infrastructure, and land development.
- To support the provision of efficient convenient ways for the public to access government services, protect public safety through driver and vehicle programs, and provide community educational opportunities through public library programs.
- To support the health, safety, and the protection of the public through programs such as the application of minimum building, electrical, and mechanical codes; equitable and responsible employment practices; and orderly and accountable professional and commercial activity.
- To protect broad consumer interests through the provision of education, information, and enforcement services.
- To support health, safety, public, and resource protection through the administration and enforcement of the wildfire management, structural fire protection, and emergency preparedness programs for the public safety of all Yukon people.
- To work in partnership with the Yukon Housing Corporation and the Yukon Liquor Corporation to support community development and facilitate the delivery of government services in Yukon communities.

DEPARTMENT OF COMMUNITY SERVICES

RELATIONSHIP BETWEEN ORGANIZATION AND PROGRAMS



Note: Dark outlined boxes represent positions reporting directly to the Deputy Minister. Other boxes represent programs. Activities are listed below the programs. Programs identified as "partial" represent responsibility for the program being shared by two or more positions reporting directly to the Deputy Minister.

**VOTE 51
DEPARTMENT OF COMMUNITY SERVICES**

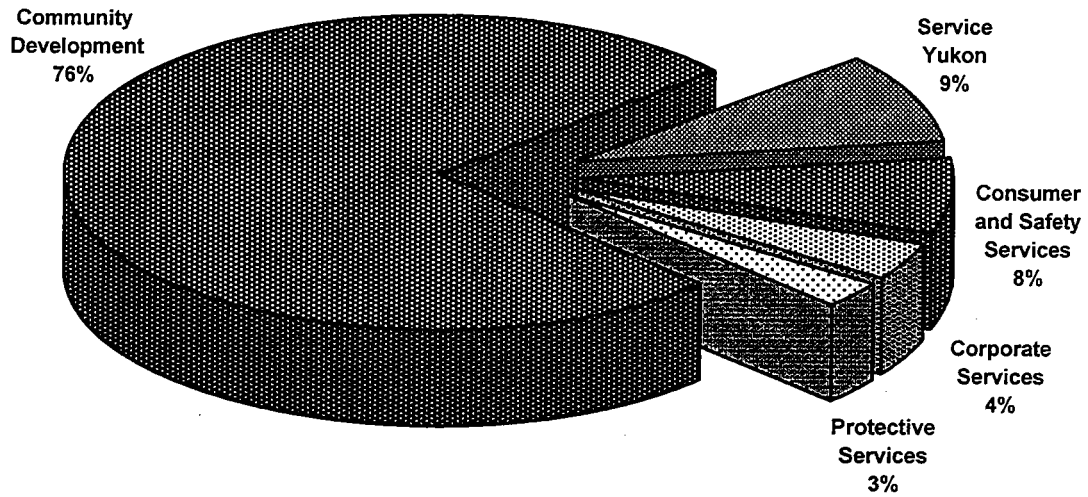
FINANCIAL SUMMARY (\$000'S)	2003-04 ESTIMATE	2002-03 FORECAST	% CHANGE	2001-02 ACTUAL
Operation and Maintenance Expenditures				
Corporate Services	1,206	1,508	-20%	1,426
Protective Services	937	995	-6%	1,059
Community Development	24,041	23,122	4%	23,113
Service Yukon	2,845	2,900	-2%	2,680
Consumer and Safety Services	2,461	2,426	1%	2,384
Total Operation and Maintenance Vote 51	31,490	30,951	2%	30,662
Operation and Maintenance Recoveries	1,033	1,102	-6%	1,107
Revenue	7,531	7,334	3%	6,748
Allotments				
Personnel	7,951	8,265	-4%	7,835
Other	2,517	2,421	4%	2,382
Transfer Payments	21,022	20,265	4%	20,445
Total Allotments	31,490	30,951	2%	30,662

Note:

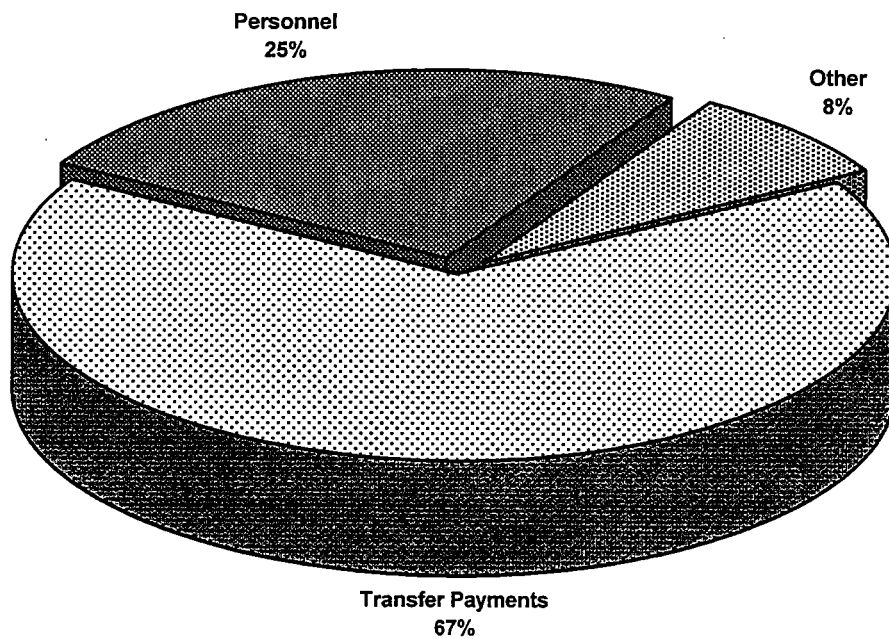
Restated 2002-03 Forecast and 2001-02 Actual to be consistent with the 2003-04 Estimate presentation.

**VOTE 51
DEPARTMENT OF COMMUNITY SERVICES**

**2003-04 Estimate
Distribution of O&M Expenditures by Program**



**2003-04 Estimate
Distribution of O&M Expenditures by Allotment**



COMMUNITY SERVICES

CORPORATE SERVICES

PROGRAM OBJECTIVES

- To provide program managers with direction, guidance, and support services in the areas of human resource management, financial operations, information systems, and related administrative processes to ensure that resources are utilized effectively and efficiently in a coordinated manner.
- To provide legislative, policy, program development, and communication support, to undertake corporate strategic and project specific planning, and to carry out program reviews and evaluations.

O&M EXPENDITURES (\$000'S)	2003-04 ESTIMATE	2002-03 FORECAST	% CHANGE	2001-02 ACTUAL
Activities				
Deputy Minister's Office	195	310	-37%	276
Human Resources	159	218	-27%	114
Finance, Systems and Administration	500	573	-13%	700
Corporate Policy and Communications	352	407	-14%	336
Total Corporate Services	1,206	1,508	-20%	1,426
Allotments				
Personnel	1,122	1,398	-20%	1,357
Other	84	110	-24%	69
Transfer Payments	0	0	0%	0
Total Allotments	1,206	1,508	-20%	1,426

COMMUNITY SERVICES

PROTECTIVE SERVICES

PROGRAM OBJECTIVES

- To promote and foster emergency preparedness through the provision of guidance, coordination, and support for the safety of people, mitigation of risk, protection of property, provision of public information, and the continuity of government in the event of disaster or major emergencies in conjunction with other levels of government and volunteer organizations.
- To support health, safety and public protection through the administration and enforcement of the fire prevention and protection program along with other safety related programs like fuel storage and vehicle extrication response.
- To prevent personal injury and loss of life through the wildfire management program and the FireSmart program while minimizing social disruption and negative impacts on Yukon resource values to maximize land and resource management objectives.

O&M EXPENDITURES (\$000'S)	2003-04 ESTIMATE	2002-03 FORECAST	% CHANGE	2001-02 ACTUAL
Activities				
Emergency Measures	347	336	3%	430
Fire Marshal	590	619	-5%	629
Fire Suppression	0	40	-100%	0
Total Protective Services	937	995	-6%	1,059
Allotments				
Personnel	454	480	-5%	495
Other	483	515	-6%	564
Transfer Payments	0	0	0%	0
Total Allotments	937	995	-6%	1,059

COMMUNITY SERVICES

**PROTECTIVE SERVICES
Fire Marshal**

STATISTICS

	2003 ESTIMATE	2002 FORECAST	% CHANGE	2001 ACTUAL
Fire Responses (#) *	550	500	10%	569
Inspections (#) *	190	150	27%	177
Storage Tank Inspections (#)	90	60	50%	83

* Statistics reported on a calendar year basis.

COMMUNITY SERVICES

COMMUNITY DEVELOPMENT

PROGRAM OBJECTIVES

- To develop and implement local area land use plans and to provide support services for community planning and zoning.
- To encourage, strengthen, enable, and support local government in the Yukon.
- To establish and nurture partnerships with Yukon people, community organizations, and the volunteer sector.
- To provide all Yukon taxing authorities with current, accurate, and equitable property assessments, and establish general property tax rates for all areas outside municipalities.
- To promote health and safety through community infrastructure, including priority water and sewer projects, undertaking related projects for unincorporated communities throughout the Yukon, and providing advice and project administration to municipalities upon request.
- To encourage and support active living and healthy lifestyles in communities through the promotion and development of recreation and sport.
- To provide for the orderly development of residential, commercial, industrial, and recreational lands to meet the needs of the Yukon.
- To provide for community development and employment opportunities through the administration of the Community Development Fund.

O&M EXPENDITURES (\$000'S)	2003-04 ESTIMATE	2002-03 FORECAST	% CHANGE	2001-02 ACTUAL
Activities				
Sport and Recreation	2,942	2,297	28%	2,707
Property Assessment and Taxation	3,233	3,146	3%	3,118
Community Affairs	16,931	16,801	1%	16,467
Community Infrastructure	935	878	6%	821
Total Community Development	24,041	23,122	4%	23,113
Allotments				
Personnel	2,172	2,203	-1%	2,034
Other	1,169	967	21%	912
Transfer Payments	20,700	19,952	4%	20,167
Total Allotments	24,041	23,122	4%	23,113

COMMUNITY SERVICES

COMMUNITY DEVELOPMENT Sport and Recreation

STATISTICS

- Contributions to Summer Pool, Recreation Facility Operations, Programs, and Recreation Directors.

	2003-04 ESTIMATE	2002-03 FORECAST	% CHANGE	2001-02 ACTUAL
Local Authorities (\$000's)				
Beaver Creek	23.2	23.2	0%	23.2
Burwash Landing	6.3	6.3	0%	6.3
Carcross	41.4	41.4	0%	42.6
Destruction Bay	2.9	2.9	0%	2.9
Keno City	2.7	2.7	0%	2.7
Marsh Lake	12.8	12.8	0%	8.0
Mount Lorne	12.7	12.7	0%	12.7
Old Crow	39.0	39.0	0%	38.9
Pelly Crossing	37.8	37.8	0%	37.8
Ross River	80.8	80.8	0%	101.5
Tagish	29.3	29.3	0%	22.6
Upper Liard	6.8	6.8	0%	6.8
	<u>295.7</u>	<u>295.7</u>	<u>0%</u>	<u>306.0</u>

COMMUNITY SERVICES

COMMUNITY DEVELOPMENT Sport and Recreation

STATISTICS

	2003-04 ESTIMATE	2002-03 FORECAST	% CHANGE	2001-02 ACTUAL
Sport Governing Bodies				
Yukon Sport Governing Bodies (YSGB's)				
Funded (#)	25	24	4%	25
YSGB Affiliated Clubs Across Yukon (#)	100	100	0%	100
YSGB Members (#)	11,500	11,371	1%	12,647
Elite Athletes Funded (#)	21	20	5%	25
Athletes Placed in Top Three International or National Competitions (#)	21	20	5%	25
Active Coaches and Officials (#)	1,300	1,300	0%	1,288
Dollars provided and claimed for administration, training, and competition. (Yukon Lotteries Commission contributes funding toward this amount.) (Includes Yukon Sport Governing Bodies, Sport Yukon, Interprovincial Sports and Recreation Committee, Arctic Winter Games, Territorial Experimental Ski Training Program, 2007 Canada Winter Games Bid, Elite Athletes and High Performance Coaches and Officials)				
Total (\$)	1,119,600	925,500	21%	1,451,024
Special Recreation Groups				
Yukon Special Recreation Groups Funded (#)	8	8	0%	10
Members (#)	3,000	3,000	0%	2,500
Dollars provided for administration, training and programs including North American Indigenous Games, Special Olympics, Youth Special Recreation Groups, Whitehorse Youth Centre, Youth Investment Fund and Active Living/ Recreation and Parks Association of Yukon				
Total (\$)	563,536	586,136	-4%	572,794

COMMUNITY SERVICES

COMMUNITY DEVELOPMENT Property Assessment and Taxation

STATISTICS

	2003-04 ESTIMATE	2002-03 FORECAST	% CHANGE	2001-02 ACTUAL
Assessments				
Properties Assessed (#)	19,315	18,985	2%	18,793
Total Assessed Value (\$000's)	2,413,561	2,372,444	2%	2,263,001
Cost Per Property Assessment (\$)	25	25	0%	25
Complaints (#)				
- Assessment Review Board	81	148	-45%	15
Appeals (#)				
- Assessment Appeal Board	10	4	150%	2
Taxation				
Home Owner Grants Paid (#)	6,598	6,458	2%	6,372
Average Home Owner Grant (\$)	380	380	0%	380

COMMUNITY SERVICES

**COMMUNITY DEVELOPMENT
Community Affairs**

STATISTICS

	2003-04 ESTIMATE	2002-03 FORECAST	% CHANGE	2001-02 ACTUAL
Transfer Payments (\$)				
Grant-in-Lieu of Property Taxes	4,030,000	3,999,016	1%	3,745,490
Community/Local Advisory Council Operation and Maintenance Grants	70,347	70,347	0%	58,070
Association of Yukon Communities	100,000	100,000	0%	100,000
Comprehensive Municipal Grants	<u>11,816,869</u>	<u>11,816,869</u>	0%	<u>11,816,869</u>
Total Transfer Payments	<u>16,017,216</u>	<u>15,986,232</u>	0%	<u>15,720,429</u>

COMMUNITY SERVICES

**COMMUNITY DEVELOPMENT
Community Infrastructure**

STATISTICS

	2003-04 ESTIMATE	2002-03 FORECAST	% CHANGE	2001-02 ACTUAL
Unincorporated Community Services				
Street Lights (#)	235	228	3%	228
Water Delivery Customers (#)				
Carcross	145	140	4%	140
Keno City	18	18	0%	18
Old Crow	120	120	0%	120
Ross River	160	160	0%	160
(Note: # of customers within +/- 10%)				
Sewage Education Services Customers (#)				
Old Crow	120	120	0%	120
Sewer Systems Customers (#)				
Destruction Bay	12	12	0%	12
Garbage Dumps Operated (#)	19	19	0%	19
Mosquito Control (#)				
Hectares Treated with Larvicide	652	475	37%	462
Communities Participating in Larvicide Program	10	9	11%	9

COMMUNITY SERVICES

SERVICE YUKON

PROGRAM OBJECTIVES

- To provide Yukon individuals and businesses with efficient, convenient ways to access government services, information, and products.
- To support the growth and development of Yukon people, associations, and communities by providing community educational opportunities and resources through public libraries.
- To protect public safety through appropriate driver licensing and vehicle registration programs.
- To provide the public with an appeal process on motor vehicle licensing and regulatory decisions which balances public safety with individual rights and responsibilities.

O&M EXPENDITURES (\$000'S)	2003-04 ESTIMATE	2002-03 FORECAST	% CHANGE	2001-02 ACTUAL
Activities				
Motor Vehicles	831	855	-3%	890
Service Delivery Improvement	519	574	-10%	297
Public Libraries	1,495	1,471	2%	1,493
Total Service Yukon	2,845	2,900	-2%	2,680
Allotments				
Personnel	2,068	2,116	-2%	1,923
Other	455	471	-3%	479
Transfer Payments	322	313	3%	278
Total Allotments	2,845	2,900	-2%	2,680

COMMUNITY SERVICES

**SERVICE YUKON
Motor Vehicles**

STATISTICS

	2003-04 ESTIMATE	2002-03 FORECAST	% CHANGE	2001-02 ACTUAL
Motor Vehicles Registrations (#)				
Private	22,300	22,300	0%	21,219
Commercial	4,500	4,550	-1%	4,321
Dealer	150	140	7%	139
Motorcycles	600	600	0%	516
Ski Vehicles/ATV	925	925	0%	942
Trailer	4,800	4,760	1%	4,913
U-Drive	1,100	1,080	2%	904
	<u>34,375</u>	<u>34,355</u>	0%	<u>32,954</u>
Operators Licences (approximate)	22,000	22,000	0%	22,000

- Above statistics reflect active registrations/licences in a fiscal year, not number issued.

COMMUNITY SERVICES

SERVICE YUKON Service Delivery Improvement

STATISTICS

	2003-04 ESTIMATE	2002-03 FORECAST	% CHANGE	2001-02 ACTUAL
Inquiry Centre				
Telephone Calls Answered (including 1-800)	60,000	59,125	1%	64,459
Counter Inquiries Responded	3,300	3,264	1%	4,993
Written Requests Responded	2,400	2,323	3%	2,577
Building Tours Provided (tours/people)	127/375	126/373	0%	118/359
French Calls Responded	700	223	214%	243

COMMUNITY SERVICES

SERVICE YUKON Public Libraries

STATISTICS

	2003-04 ESTIMATE	2002-03 FORECAST	% CHANGE	2001-02 ACTUAL
Technical Services (#)				
Materials Processed *	11,000	10,900	1%	10,232
Material Distributed to Libraries	12,000	11,600	3%	12,984
* Figures include videos, books and audio cassettes catalogued for Yukon Public Libraries.				
Library Circulation (#)				
Whitehorse Public Library	121,000	120,500	0%	124,935
Communities	61,000	60,900	0%	60,878
Patrons Using (#)				
Whitehorse Public Library Visits	228,000	227,000	0%	231,327
Library Programs - Attendance Whitehorse	2,300	2,200	5%	2,357
Library Programs - Attendance Communities	11,500	11,000	5%	11,302
Reference Questions (#)				
Whitehorse Public Library	19,500	19,000	3%	21,013
Communities	12,000	11,800	2%	11,341
External to Yukon Inter-library Loan (ILL)				
- Requests Filled	1,250	1,250	0%	1,302
Internet Sessions Booked				
- Whitehorse Public Library	20,000	19,584	2%	13,549
- Communities	35,000	34,000	3%	28,437

COMMUNITY SERVICES

CONSUMER AND SAFETY SERVICES

PROGRAM OBJECTIVES

- To encourage and maintain equitable and responsible employment practices and to promote public interest in positive labour management relations through enforcement of minimum employment standards.
- To encourage and ensure orderly and responsible commercial activity through maintenance of enabling legislation, disclosure requirements, and public information registries.
- To protect and enhance the public interest in professional and commercial services and assist in consumer protection through education, provision of information, and enforcement of legislation.
- To support, administer, and enforce building, plumbing, electrical, and mechanical standards in conjunction with reviewing development permits and maintaining a building information repository.

O&M EXPENDITURES (\$000'S)	2003-04 ESTIMATE	2002-03 FORECAST	% CHANGE	2001-02 ACTUAL
Activities				
Consumer Services	503	460	9%	572
Corporate Affairs	337	337	0%	389
Building Safety	966	959	1%	984
Labour Services	655	670	-2%	439
Total Consumer and Safety Services	2,461	2,426	1%	2,384
Allotments				
Personnel	2,135	2,068	3%	2,026
Other	326	358	-9%	358
Transfer Payments	0	0	0%	0
Total Allotments	2,461	2,426	1%	2,384

COMMUNITY SERVICES

CONSUMER AND SAFETY SERVICES Consumer Services

STATISTICS

- To provide safeguards to consumers in acquiring goods and services, in order to contribute to the efficient functioning of the marketplace and to ensure that those licensed to provide services are adequately qualified.

	2003-04 ESTIMATE	2002-03 FORECAST	% CHANGE	2001-02 ACTUAL
Yukon Professional Licences (#)				
Insurance Companies	173	180	-4%	172
Agents, Salespersons, Adjusters and Brokers	400	350	14%	532
Medical Professionals	150	150	0%	154
Medical Corporations	30	30	0%	27
Chiropractors	10	10	0%	8
Dental Professionals	30	35	-14%	31
Dental Corporations	5	5	0%	5
Dental Hygienists/Therapists	25	30	-17%	25
Dental Technicians	1	1	0%	1
Optometrists	4	5	-20%	4
Pharmaceutical Chemists	30	30	0%	28
Nursing Assistants	65	75	-13%	69
Collection Agencies	20	20	0%	18
Collection Agency Employees	700	600	17%	908
Real Estate Agencies	9	9	0%	9
Real Estate Salespersons	40	50	-20%	37
Private Investigators and Security Guards	60	60	0%	51
Security Agencies	15	15	0%	12
Funeral Directors	2	2	0%	2
Pawn Brokers and Second Hand Dealers	3	3	0%	3

COMMUNITY SERVICES

CONSUMER AND SAFETY SERVICES Consumer Services

STATISTICS

	2003-04 ESTIMATE	2002-03 FORECAST	% CHANGE	2001-02 ACTUAL
Professional Inquiries to Practice				
Medical - Telephone	600	500	20%	722
Medical - Letter of Inquiry	265	400	-34%	229
Dental	130	150	-13%	116
Nursing	170	200	-15%	165
Pharmacists	75	75	0%	80
Insurance	550	600	-8%	547
Security/Investigator	75	100	-25%	69
Real Estate	60	80	-25%	54
Other	135	200	-33%	155
Consumer Complaints and Inquiries (#)				
Consumer Inquiries	280	400	-30%	138
Landlord and Tenant	620	700	-11%	624
Lotteries and Games of Chance	640	850	-25%	647
Boards of Inquiry/Arbitrations (#)				
Landlord and Tenant	1	1	0%	0
Real Estate	1	1	0%	0
Medical	1	1	0%	0
Pharmacists	1	2	-50%	0
Dental	1	1	0%	0
Insurance	1	2	-50%	0

COMMUNITY SERVICES

CONSUMER AND SAFETY SERVICES Consumer Services

STATISTICS

	2003-04 ESTIMATE	2002-03 FORECAST	% CHANGE	2001-02 ACTUAL
Lotteries/Games of Chance Activities				
Licenses Issued (#)	170	200	-15%	157
Amount Wagered:				
- Bingos (\$)	3,575,000	3,500,000	2%	3,556,273
- Raffles and Sport Pools (\$)	500,000	400,000	25%	495,102
- Casinos, gross profit (\$)	9,700	10,000	-3%	9,490
Prizes:				
- Bingos (\$)	2,600,000	2,500,000	4%	2,582,999
- Raffles and Sport Pools (\$)	165,000	120,000	38%	164,698
Expenses:				
- Bingos (\$)	242,000	250,000	-3%	240,706
- Raffles and Sport Pools (\$)	22,000	20,000	10%	21,856
- Casinos (\$)	4,200	5,000	-16%	4,078
Net: Proceeds used for Charitable Objects				
- Bingos (\$)	733,000	750,000	-2%	732,568
- Raffles and Sport Pools (\$)	313,000	260,000	20%	308,548
- Casinos (\$)	5,500	5,000	10%	5,412
Diamond Tooth Gertie's:				
Blackjack, Wheels of Fortune, Roulette and Red Dog:				
Drop (Amount Wagered \$)	1,300,000	1,200,000	8%	1,290,768
Win (Amount Paid Out \$)	960,000	910,000	5%	948,169
Hold (Balance held by organization before expenses \$)	340,000	290,000	17%	342,599
Poker Revenue (\$)	53,000	40,000	33%	51,304
Slot Machines:				
Coin In (\$)	11,300,000	11,000,000	3%	11,247,525
Coin Out (\$)	10,300,000	10,000,000	3%	10,226,925
Gross Revenue (\$)	1,000,000	1,000,000	0%	1,020,600

COMMUNITY SERVICES

CONSUMER AND SAFETY SERVICES Corporate Affairs

STATISTICS

- To protect and enhance the public interest in professional and commercial activities.
- To establish and maintain enabling legislation and basic disclosure and information requirements related to commercial activities.

	2003-04 ESTIMATE	2002-03 FORECAST	% CHANGE	2001-02 ACTUAL
Corporate Registry				
All Transactions (#)*	10,000	11,221	-11%	8,251
Revenue (\$)	314,000	214,000	47%	180,606
Partnership/Business Names Registry				
All Transactions (#)*	2,000	1,900	5%	2,102
Revenue (\$)	36,000	36,000	0%	34,919
Personal Property Security				
Financing Statements/Changes (#)	6,000	6,200	-3%	5,915
Searches Conducted (#)	5,000	4,500	11%	5,247
Revenue (\$)	75,000	65,000	15%	85,881
Societies				
All Transactions (#)*	1,300	1,300	0%	1,676
Revenue (\$)	6,000	6,000	0%	9,214
Securities				
Annual Information Form/ Prospectuses filed (#)	3,600	3,600	0%	3,515
Brokers/Salespersons Registration All Transactions (#)*	3,750	3,600	4%	4,003
Other Filings (#)	500	500	0%	500
Registrar's Orders (#)	70	53	32%	74
Revenue (\$)	945,000	855,000	11%	527,920

* All Transactions: these are all registrations that are tracked by the computer systems (CARS). These do not include phone calls, personal inquiries, etc.

COMMUNITY SERVICES

CONSUMER AND SAFETY SERVICES
Building Safety

STATISTICS

	2003 ESTIMATE	2002 FORECAST	% CHANGE	2001 ACTUAL
Codes and Standards *				
Permits Issued (#)				
Building	500	450	11%	481
Plumbing	90	110	-18%	101
Electrical	870	850	2%	892
New Boiler and Pressure Vessels	80	80	0%	84
Gas	145	140	4%	167
Total Permits Issued	1,685	1,630	3%	1,725
Inspections (#) *				
Building	3,500	2,500	40%	3,202
Plumbing	931	800	16%	925
Electrical	1,300	1,100	18%	1,236
Elevators	60	50	20%	69
Boiler and Pressure Vessels	750	600	25%	678
Gas	250	225	11%	296
Total Inspections	6,791	5,275	29%	6,406

* Statistics reported on a calendar year basis.

COMMUNITY SERVICES

CONSUMER AND SAFETY SERVICES Labour Services

STATISTICS

- To ensure compliance with minimum standards of employment for wages and working conditions in order to establish a fair and equitable work environment for the labour force.

	2003-04 ESTIMATE	2002-03 FORECAST	% CHANGE	2001-02 ACTUAL
Wage Offence Complaints Investigated (#)	160	175	-9%	105
Wage Offences (#)	300	320	-6%	206
Inquiries (#)	2,600	2,800	-7%	2,666
Wages Collected (\$)	400,000	1,200,000	-67%	304,275
Wages Uncollected (\$)	20,000	25,000	-20%	48,894
Certificates for Wages Issued (\$) *	40,000	125,000	-68%	629,826
Certificates for Wages Filed (\$) *	20,000	60,000	-67%	203,755
Administration Fees on Certificates Issued (\$) **	4,000	12,500	-68%	2,022
Assessment of Administrative Penalty (#)	2,500	5,000	-50%	0

* Supplementary certificates are also included in both columns (against Directors of Corporations).

** Estimated administrative fees and penalties levied as a result of changes made in 1998 to the Employment Standards Act.

COMMUNITY SERVICES

RECOVERIES (\$000'S)	2003-04 ESTIMATE	2002-03 FORECAST	% CHANGE	2001-02 ACTUAL
Protective Services				
Emergency Measures	139	146	-5%	122
Community Development				
Community Recreation/Active Living	64	87	-26%	79
Sport	280	326	-14%	293
Community Assessments	310	302	3%	324
Water and Sewer Services	212	212	0%	248
Mosquito Control	21	21	0%	22
Service Yukon				
Motor Vehicles	3	4	-25%	4
Author Readings	4	4	0%	5
Prior Years' Recoveries	0	0	0%	10
TOTAL RECOVERIES	1,033	1,102	-6%	1,107

COMMUNITY SERVICES

REVENUE (\$000'S)	2003-04 ESTIMATE	2002-03 FORECAST	% CHANGE	2001-02 ACTUAL
Protective Services				
Fuel Storage Tank Permits	4	4	0%	4
Community Development				
Interest on Local Improvement	145	129	12%	96
General Property Tax	2,190	2,200	0%	2,230
Grant-in-Lieu	200	203	-1%	192
Property Subdivision Application Fee	7	7	0%	6
Prior Years' Revenue	0	0	0%	185
Service Yukon				
Private Vehicle Licences	1,021	959	6%	872
Commercial Vehicle Licences	1,614	1,614	0%	1,640
Miscellaneous Motor Vehicle Revenue	305	295	3%	197
Library Fines	8	11	-27%	8
Rental of Equipment	2	3	-33%	2
Photocopier Fees	3	7	-57%	2
Consumer and Safety Services				
Professional/Consumer Licensing	411	481	-15%	226
Business/Corporate Licensing	1,376	1,176	17%	839
Public Safety	245	245	0%	246
Prior Years' Revenue	0	0	0%	3
TOTAL REVENUE	7,531	7,334	3%	6,748

COMMUNITY SERVICES

TRANSFER PAYMENTS (\$000'S)	2003-04 ESTIMATE	2002-03 FORECAST	% CHANGE	2001-02 ACTUAL
GRANTS				
Community Development				
In-Lieu of Property Taxes *	4,030	3,999	1%	3,745
Community/Local Advisory Council				
Operation and Maintenance Grants	70	70	0%	58
Home Owner Grants *	2,530	2,454	3%	2,423
Comprehensive Municipal Grants *	11,817	11,817	0%	11,817
Total Grants	18,447	18,340	1%	18,043
CONTRIBUTIONS				
Community Development				
Canada Winter Games 2007	400	0	100%	0
Community Recreation/Active Living	563	586	-4%	573
Sport	1,120	926	21%	1,451
Association of Yukon Communities	100	100	0%	100
Volunteer Bureau	70	0	100%	0
Service Yukon				
Community Library Boards	322	313	3%	278
Total Contributions	2,575	1,925	34%	2,402
TOTAL TRANSFER PAYMENTS	21,022	20,265	4%	20,445

* Paid under authority of legislation.