

# ENVIRONMENT

**VOTE 52**  
**DEPARTMENT OF ENVIRONMENT**

**MINISTER**

**Hon. J. Kenyon**

**A/DEPUTY MINISTER**

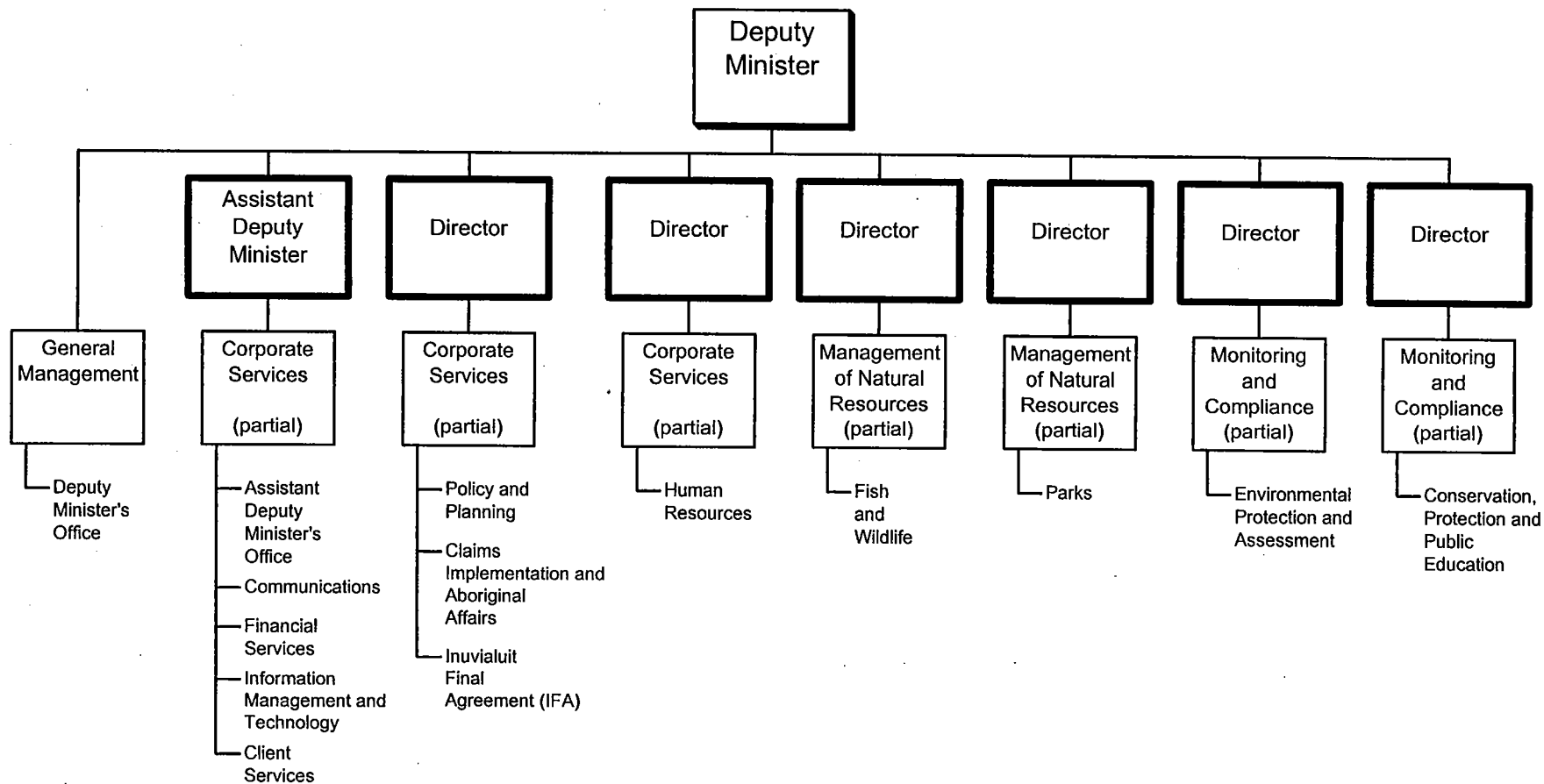
**R. Leef**

**DEPARTMENTAL OBJECTIVE**

- To ensure that the renewable resources and the environment of the Yukon are managed and used in accordance with government policy by:
  - maintaining and enhancing the quality of the Yukon's environment for present and future generations through ecosystem-based management, conservation of resources and protection and maintenance of biodiversity;
  - implementing the principles of the Yukon Conservation Strategy;
  - ensuring that Yukon people have the opportunity to be involved in the development and review of departmental programs, policies, legislation and regulations through open and effective communication and processes;
  - managing renewable resources in a manner that promotes integration with other sectors such as economic development, so that optimum benefits can be derived for all Yukon people;
  - participating in national and international measures designed to enhance environmental quality and encourage sustainable use of renewable resources;
  - integrating, implementing and managing additional authorities and responsibilities in water resource and environmental management as they are devolved from the Government of Canada, that are consistent with the Government of the Yukon's policy and constitutional objectives; and
  - undertaking resource management activities that meet the Government of the Yukon's obligations and respect the rights of aboriginal people and relationships established through land claims and self-government agreements.

# DEPARTMENT OF ENVIRONMENT

## RELATIONSHIP BETWEEN ORGANIZATION AND PROGRAMS



Note: Dark outlined boxes represent positions reporting directly to the Deputy Minister. Other boxes represent programs. Activities are listed below the programs. Programs identified as "partial" represent responsibility for the program being shared by two or more positions reporting directly to the Deputy Minister.

**VOTE 52  
DEPARTMENT OF ENVIRONMENT**

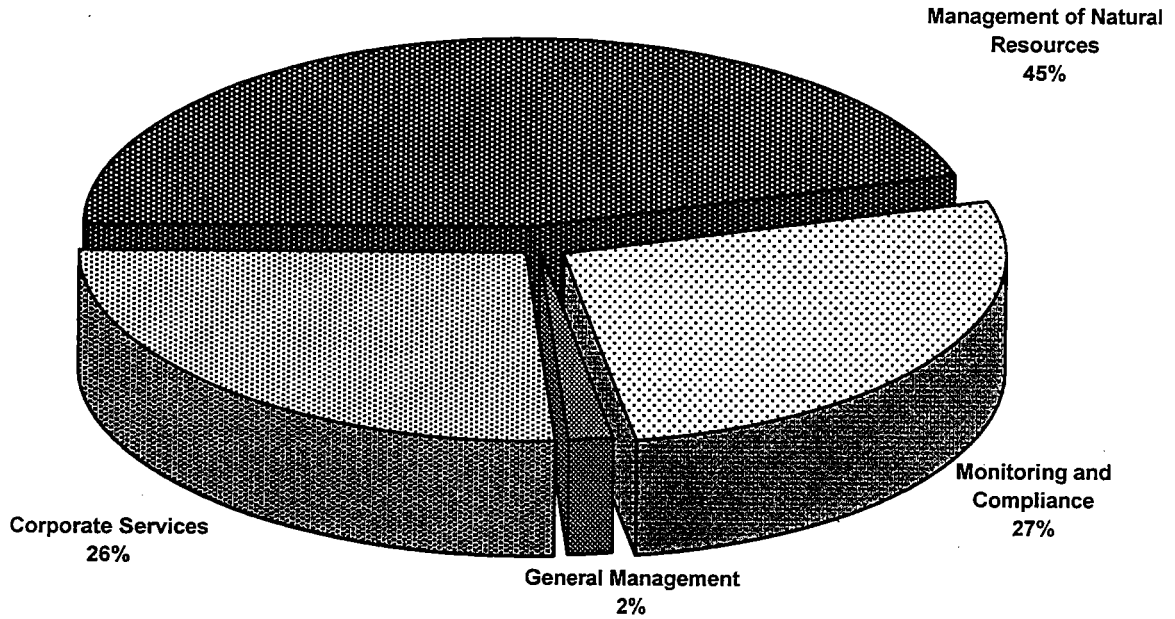
<b>FINANCIAL SUMMARY (\$000'S)</b>	<b>2003-04 ESTIMATE</b>	<b>2002-03 FORECAST</b>	<b>% CHANGE</b>	<b>2001-02 ACTUAL</b>
<b>Operation and Maintenance Expenditures</b>				
General Management	256	301	-15%	472
Corporate Services	3,974	4,026	-1%	3,739
Management of Natural Resources	6,891	6,919	0%	6,819
Monitoring and Compliance	4,128	4,365	-5%	4,141
<b>Total Operation and Maintenance Vote 52</b>	<b>15,249</b>	<b>15,611</b>	<b>-2%</b>	<b>15,171</b>
<b>Operation and Maintenance Recoveries</b>				
	987	953	4%	816
<b>Revenue</b>				
	892	882	1%	781
<b>Allotments</b>				
Personnel	10,332	10,643	-3%	10,522
Other	4,237	4,276	-1%	3,876
Transfer Payments	680	692	-2%	773
<b>Total Allotments</b>	<b>15,249</b>	<b>15,611</b>	<b>-2%</b>	<b>15,171</b>

Note:

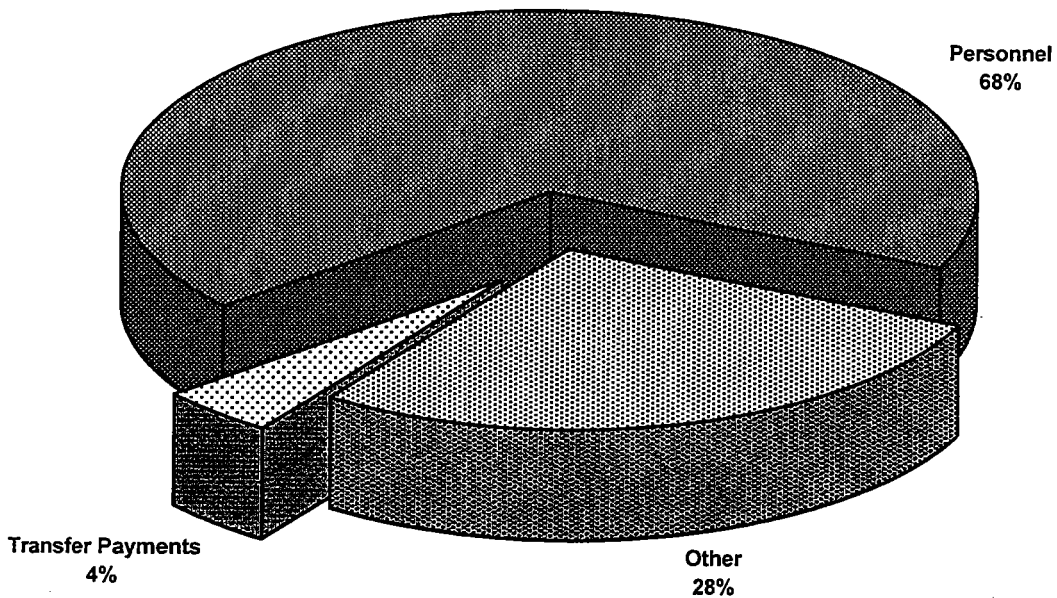
Restated 2002-03 Forecast and 2001-02 Actual to reflect the 2003-04 Estimate presentation.

VOTE 52  
DEPARTMENT OF ENVIRONMENT

2003-04 Estimate  
Distribution of O&M Expenditures by Program



2003-04 Estimate  
Distribution of O&M Expenditures by Allotment



**ENVIRONMENT**

**GENERAL MANAGEMENT**

**PROGRAM OBJECTIVE**

- To provide overall direction and management to ensure that the natural environment of the Yukon is managed and protected in a sustainable and balanced manner for the benefit of all Yukoners.

<b>O&amp;M EXPENDITURES (\$000'S)</b>	<b>2003-04 ESTIMATE</b>	<b>2002-03 FORECAST</b>	<b>% CHANGE</b>	<b>2001-02 ACTUAL</b>
<b>Activity</b>				
Deputy Minister's Office	256	301	-15%	472
<b>Total General Management</b>	<b>256</b>	<b>301</b>	<b>-15%</b>	<b>472</b>
<b>Allotments</b>				
Personnel	221	271	-18%	446
Other	35	30	17%	26
Transfer Payments	0	0	0%	0
<b>Total Allotments</b>	<b>256</b>	<b>301</b>	<b>-15%</b>	<b>472</b>

## ENVIRONMENT

## CORPORATE SERVICES

### PROGRAM OBJECTIVES

- To assist the department in managing its financial, human and information resources in an efficient, effective and economical manner by providing administrative support services to departmental personnel.
- To assist the department to ensure its assets are acquired and maintained in a manner which adequately fulfils operational requirements.
- To promote the effective use and integration of information through the appropriate use of technology to meet departmental and client needs.
- To coordinate and undertake the analysis, development and evaluation of legislation, regulations and policy.
- To coordinate strategic environmental and resource management initiatives.
- To coordinate the department's land claims activities including:
  - coordinate and fulfil the Government of the Yukon's obligations under the terms of the Inuvialuit Final Agreement;
  - coordinate and represent departmental interests to support the negotiation of First Nation Final Agreements, implementation plans and transboundary claims; and
  - oversee and coordinate the department's implementation activities to fulfil obligations of First Nation Final Agreements, Self-Government Agreements and transboundary claims.

O&M EXPENDITURES (\$000'S)	2003-04 ESTIMATE	2002-03 FORECAST	% CHANGE	2001-02 ACTUAL
<b>Activities</b>				
Assistant Deputy Minister's Office	247	164	51%	151
Communications	71	114	-38%	69
Financial Services	255	287	-11%	299
Information Management and Technology	665	721	-8%	604
Client Services	743	760	-2%	696
Policy and Planning	631	628	0%	774
Claims Implementation and Aboriginal Affairs	343	327	5%	203
Inuvialuit Final Agreement (IFA)	803	796	1%	757
Human Resources	216	229	-6%	186
<b>Total Corporate Services</b>	<b>3,974</b>	<b>4,026</b>	<b>-1%</b>	<b>3,739</b>
<b>Allotments</b>				
Personnel	2,752	2,933	-6%	2,764
Other	992	870	14%	732
Transfer Payments	230	223	3%	243
<b>Total Allotments</b>	<b>3,974</b>	<b>4,026</b>	<b>-1%</b>	<b>3,739</b>

## ENVIRONMENT

## CORPORATE SERVICES

### STATISTICS

	2003-04 ESTIMATE	2002-03 FORECAST	% CHANGE	2001-02 ACTUAL
<b>Client Services (#)</b>				
Publications				
Publications Distributed	86	82	5%	84
Total Quantities Distributed	147,000	141,000	4%	145,000
New/Revised Publications	40	36	11%	41
Library Data				
Books on Hand *	10,200	10,600	-4%	10,174
Periodicals on Hand	205	210	-2%	213
Books Ordered Annually	70	70	0%	53
Inter-Library Loan Requests	205	200	3%	181
Requests for Searches	375	375	0%	334
Items Borrowed from Staff Library	260	250	4%	278
* Books on hand does not include books in satellite libraries or offices within the department. (Numbers are approximate.)				
<b>Policy and Planning (#)</b>				
Cabinet/Ministerial Submissions Prepared	60	60	0%	73
Acts/Regulations Prepared	12	10	20%	12
Written Ministerial / Premier Responses to Public Inquiries	250	200	25%	202
<b>Human Resources (#)</b>				
Recruitment Actions	90	90	0%	80
Time Sheets Processed	1,500	1,500	0%	1,476
Position Descriptions Reviewed	75	165	-55%	46



## ENVIRONMENT

### MANAGEMENT OF NATURAL RESOURCES

#### PROGRAM OBJECTIVES

- To manage and protect the Yukon's natural environment.
- To provide sustainable fish and wildlife harvesting and viewing opportunities for cultural, recreational and economic purposes.
- To promote and enhance participation in land-based activities (hunting, fishing, trapping) to sustain a unique Yukon lifestyle.
- To provide opportunities for economic benefits through the sustainable use of fish and wildlife resources.
- To implement agreements and political accords through practical, cooperative approaches to achieve effective application in the field for all parties.
- To establish and manage a system of protected areas including wilderness preserves, territorial parks, ecological reserves, Canadian Heritage Rivers, campgrounds and recreation sites; and to provide information/interpretative services for Yukon residents and visitors.
- To provide regional delivery of departmental services.
- To develop and implement management programs to maintain biological diversity and to ensure the conservation and sustainable use of fish, wildlife and habitat resources.

O&M EXPENDITURES (\$000'S)	2003-04 ESTIMATE	2002-03 FORECAST	% CHANGE	2001-02 ACTUAL
<b>Activities</b>				
Fish and Wildlife	4,588	4,698	-2%	4,554
Parks	2,303	2,221	4%	2,265
<b>Total Management of Natural Resources</b>	<b>6,891</b>	<b>6,919</b>	<b>0%</b>	<b>6,819</b>
<b>Allotments</b>				
Personnel	4,468	4,430	1%	4,350
Other	2,128	2,196	-3%	2,052
Transfer Payments	295	293	1%	417
<b>Total Allotments</b>	<b>6,891</b>	<b>6,919</b>	<b>0%</b>	<b>6,819</b>

## ENVIRONMENT

### MANAGEMENT OF NATURAL RESOURCES Fish and Wildlife

#### STATISTICS

	2003-04 ESTIMATE	2002-03 FORECAST	% CHANGE	2001-02 ACTUAL
<b>Wildlife</b>				
Hunting Licences Sold (#)				
Resident	3,300	3,600	-8%	3,375
Non-Resident	800	855	-6%	776
<b>Fisheries</b>				
Sport Fishing Licences Sold (#)				
Yukon Resident	7,000	6,900	1%	7,262
Canadian Resident	3,000	3,200	-6%	2,975
Non-Resident	4,000	4,200	-5%	4,801
<b>Trapping</b>				
Annual Value of Yukon Fur Sold (\$)	250,000	200,000	25%	200,000
Species Trapped for Fur (#)	14	14	0%	14
Traplins (#)	340	340	0%	340
Group Trapping Areas (#)	15	15	0%	15
Individuals Involved in Trapping (#)	350	300	17%	380

## ENVIRONMENT

### MANAGEMENT OF NATURAL RESOURCES

#### Parks

### STATISTICS

	2003-04 ESTIMATE	2002-03 FORECAST	% CHANGE	2001-02 ACTUAL
<b>Parks (#)</b>				
Campgrounds	42	42	0%	41
Self Registration	41	0	100%	41
Campground Sites	1,067	1,067	0%	1,052
Recreation Sites	13	13	0%	14
Trails	18	18	0%	18
<b>Heritage Rivers</b>				
Nominated	0	1	-100%	1
Designated	4	3	33%	3
<b>Campground Permits Sold Through Agents/Vendors</b>				
Annual Permits	1,100	1,078	2%	914
Daily Permits	30,000	30,247	-1%	21,047
Permit Agents/Vendors	105	105	0%	105

## ENVIRONMENT

## MONITORING AND COMPLIANCE

### PROGRAM OBJECTIVES

- To develop and provide management and protection of Yukon's environment through education, regulation development, monitoring and inspections, assessment and mitigation of resource developments, and pollution prevention programs.
- To develop and enhance public awareness and understanding of, and adherence to, the laws pertaining to renewable resources and the environment, through education, monitoring, inspection and enforcement.
- To provide service to the public at the community level in the areas of licensing and permitting, human-wildlife conflict and other department programs.
- To provide public education respecting Yukon's environment, resources and public safety.

O&M EXPENDITURES (\$000'S)	2003-04 ESTIMATE	2002-03 FORECAST	% CHANGE	2001-02 ACTUAL
<b>Activities</b>				
Environmental Protection and Assessment	1,351	1,387	-3%	1,286
Conservation, Protection and Public Education	2,777	2,978	-7%	2,855
<b>Total Monitoring and Compliance</b>	<b>4,128</b>	<b>4,365</b>	<b>-5%</b>	<b>4,141</b>
<b>Allotments</b>				
Personnel	2,891	3,009	-4%	2,962
Other	1,082	1,180	-8%	1,066
Transfer Payments	155	176	-12%	113
<b>Total Allotments</b>	<b>4,128</b>	<b>4,365</b>	<b>-5%</b>	<b>4,141</b>

## ENVIRONMENT

### MONITORING AND COMPLIANCE Environmental Protection and Assessment

## STATISTICS

	2003-04 ESTIMATE	2002-03 FORECAST	% CHANGE	2001-02 ACTUAL
<b>FEDERAL</b>				
<b>SCREENINGS (#) (Note 1)</b>				
Land Use Permits	104	88	18%	85
Land Dispositions	95	70	36%	119
Timber Operations	12	5	140%	6
Timber Projects/Reviews	10	2	400%	3
Water Licences	60	60	0%	79
Mining Land Use (placer)	40	43	-7%	55
Mining Land Use (quartz)	12	12	0%	11
Major Projects (mining/ forestry/hydro/pipeline) (Note 2)	15	15	0%	20
<b>TOTAL FEDERAL</b>	<b>348</b>	<b>295</b>	<b>18%</b>	<b>378</b>
<b>YUKON</b>				
<b>PROJECTS (#) (Note 4)</b>				
YEAA projects not formerly required by CEEA (Note 3)	6	0	100%	0
Oil and Gas Permits	6	3	100%	4
Land Use Authorizations	20	19	5%	26
Agricultural Application Reviews	30	33	-9%	28
Land Disposition Reviews	63	65	-3%	62
<b>TOTAL YUKON</b>	<b>125</b>	<b>120</b>	<b>4%</b>	<b>120</b>
<b>TOTALS</b>	<b>473</b>	<b>415</b>	<b>14%</b>	<b>498</b>

1. Effective April 1, 2003, Federal and Yukon Screenings will be combined and conducted under the new Devolution Yukon mirror legislation for the Yukon Environmental Assessment Act (YEAA). All categories of project screenings now listed will be screened under YEAA. Joint YEAA and CEEA screenings may apply.
2. Major projects conducted on an ongoing bases by Environment Yukon include: Development Assessment Process, YEAA/YESAA development and implementation planning, and Aishihik Hydro.
3. Possibility for Wilderness Tourism operations and remediation of contaminated sites under YEAA.
4. Fuel Wood Program will be transferred to Energy, Mines and Resources on April 1, 2003. Restated to exclude these permits.

## ENVIRONMENT

### MONITORING AND COMPLIANCE Environmental Protection and Assessment

#### STATISTICS

	2003-04 ESTIMATE	2002-03 FORECAST	% CHANGE	2001-02 ACTUAL
<b>Standards and Approvals Section (#)</b>				
Pesticide Use Permits (1)	8	10	-20%	12
Pesticide Vendor Permits (1)	4	4	0%	2
Pesticide Service Permits (1)	5	5	0%	5
Special Waste Generator Permits (1)	113	111	2%	107
Special Waste Management Facility Permits (1)	40	38	5%	36
Special Waste Permit for Release, Disposal, Mixing or Diluting (1)	14	12	17%	10
Ozone Depleting Substances and Other Halocarbon Permits	25	25	0%	25
Designated Materials Depots (2)	3	n/a	100%	n/a
Designated Materials Retailers (2)	40	n/a	100%	n/a
Recycling Depot Registrations (1)	33	32	3%	28
Pesticide Applicator Certification (3)	5	5	0%	8
Contaminated Sites Regulations (4)				
Relocation permits	15	13	15%	12
Land Treatment Facility permits	11	7	57%	n/a
Risk Assessment permits	4	2	100%	n/a
Designations	20	20	0%	5
Certificates of compliance	2	1	100%	0
Storage Tank Permits (5)	71	71	0%	78
Solid Waste Regulations				
Solid Waste Disposal Facility Permits	12	11	9%	9
Solid Waste Commercial Dump Permits	1	0	100%	0
Air Emissions Permits (1)	5	4	25%	4

1 Number of active permits monitored by the Environmental Protection and Assessment Branch

2 Designated Materials Regulations are expected to come into effect in the summer of 2003.

3 Number of exams administered by Environmental Protection and Assessment Branch.

4 Number of Authorizations and Certificates of Compliance issued, and number of new Designated Sites.

5 The Storage Tank Regulations are administered by the Department of Community Services and are enforced by the Department of Environment.

## ENVIRONMENT

### MONITORING AND COMPLIANCE Environmental Protection and Assessment

#### STATISTICS

	2003-04 ESTIMATE	2002-03 FORECAST	% CHANGE	2001-02 ACTUAL
<b>Monitoring and Inspections Section (#)</b>				
Inspections (Note 1)	50	50	0%	41
Occurrence Reports	35	33	6%	34
Waste Manifests	140	140	0%	130
Samples Collected				
Field Analysis	30	33	-9%	14
Laboratory Analysis	50	53	-6%	31
Spill Reports (Note 2)	50	53	-6%	41
YTG Environmental Protection and Assessment Branch - Lead	25	24	4%	12

1. Inspections are conducted for routine compliance monitoring according to the Inspections Plan, or in response to incidents and reports.
2. As prescribed in the Letter of Understanding Concerning Government Response to Spills in the Yukon, the lead role is determined by legislated mandate.

**ENVIRONMENT**

**MONITORING AND COMPLIANCE**  
**Conservation, Protection and Public Education**

**STATISTICS**

	2003-04 ESTIMATE	2002-03 FORECAST	% CHANGE	2001-02 ACTUAL
<b>Monitoring and Inspections Section (#)</b>				
District Occurrence Reports (do not include minor wildlife incidents)	900	845	7%	745
Branch Enforcement Actions	175	154	14%	160
Hunter and Resource Education Workshops	52	n/a	100%	n/a



## ENVIRONMENT

<b>RECOVERIES AND REVENUE (\$000'S)</b>	<b>2003-04 ESTIMATE</b>	<b>2002-03 FORECAST</b>	<b>% CHANGE</b>	<b>2001-02 ACTUAL</b>
<b>RECOVERIES</b>				
<b>Corporate Services</b>				
Miscellaneous Partnerships	100	10	900%	0
Inuvialuit Final Agreement (IFA)	803	796	1%	754
Prior Years' Recoveries	0	0	0%	3
<b>Management of Natural Resources</b>				
Freshwater Fisheries Agreement	20	20	0%	20
Prior Years' Recoveries	0	59	-100%	28
<b>Monitoring and Compliance</b>				
Province of British Columbia	2	2	0%	2
Conservation Action Team	2	2	0%	1
Special Waste Collection	60	60	0%	3
Prior Years' Recoveries	0	4	-100%	5
<b>TOTAL RECOVERIES</b>	<b>987</b>	<b>953</b>	<b>4%</b>	<b>816</b>

## REVENUE

<b>Management of Natural Resources</b>				
Campground Permits	286	286	0%	194
Wilderness Tourism Licensing	8	8	0%	10
Hunting Licences and Seals	342	322	6%	325
Trapping and Fur Licences	6	6	0%	4
Fishing Licences	240	250	-4%	242
Outfitting Fees	10	10	0%	6
<b>TOTAL REVENUE</b>	<b>892</b>	<b>882</b>	<b>1%</b>	<b>781</b>

## ENVIRONMENT

<b>TRANSFER PAYMENTS (\$000'S)</b>	<b>2003-04 ESTIMATE</b>	<b>2002-03 FORECAST</b>	<b>% CHANGE</b>	<b>2001-02 ACTUAL</b>
<b>GRANTS</b>				
<b>Management of Natural Resources</b>				
Wildlife Health Fund	1	0	100%	0
Canadian Cooperative Wildlife Health Centre	4	0	100%	0
Fur Institute of Canada	6	6	0%	6
Prior Years' Grants	0	6	-100%	4
<b>Total Grants</b>	<b>11</b>	<b>12</b>	<b>-8%</b>	<b>10</b>
<b>CONTRIBUTIONS</b>				
<b>Corporate Services</b>				
Environmental Public Awareness	30	30	0%	21
Yukon Conservation Society	35	35	0%	35
Wildlife Management Advisory Council	165	148	11%	171
Prior Years' Contributions	0	10	-100%	16
<b>Management of Natural Resources</b>				
Porcupine Caribou Management Board	48	48	0%	48
Yukon College	45	45	0%	45
Yukon Trappers Association	68	68	0%	113
Arctic Borderland Ecological Knowledge Society	5	5	0%	0
Whitehorse Fish Hatchery	75	75	0%	85
Yukon Fish and Game Association	25	40	-38%	35
Southern Lakes Caribou Steering Committee	14	0	100%	14
Canadian Wildlife Directors Secretariat	4	0	100%	0
Prior Years' Contributions	0	0	0%	67
<b>Monitoring and Compliance</b>				
Global Warming/Climate Change	75	75	0%	72
Waste Reduction Initiatives	80	100	-20%	40
Prior Years' Contributions	0	1	-100%	1
<b>Total Contributions</b>	<b>669</b>	<b>680</b>	<b>-2%</b>	<b>763</b>
<b>TOTAL TRANSFER PAYMENTS</b>	<b>680</b>	<b>692</b>	<b>-2%</b>	<b>773</b>