

# COMMUNITY SERVICES

**VOTE 51**  
**DEPARTMENT OF COMMUNITY SERVICES**

**MINISTER**

**Hon. G. Hart**

**DEPUTY MINISTER**

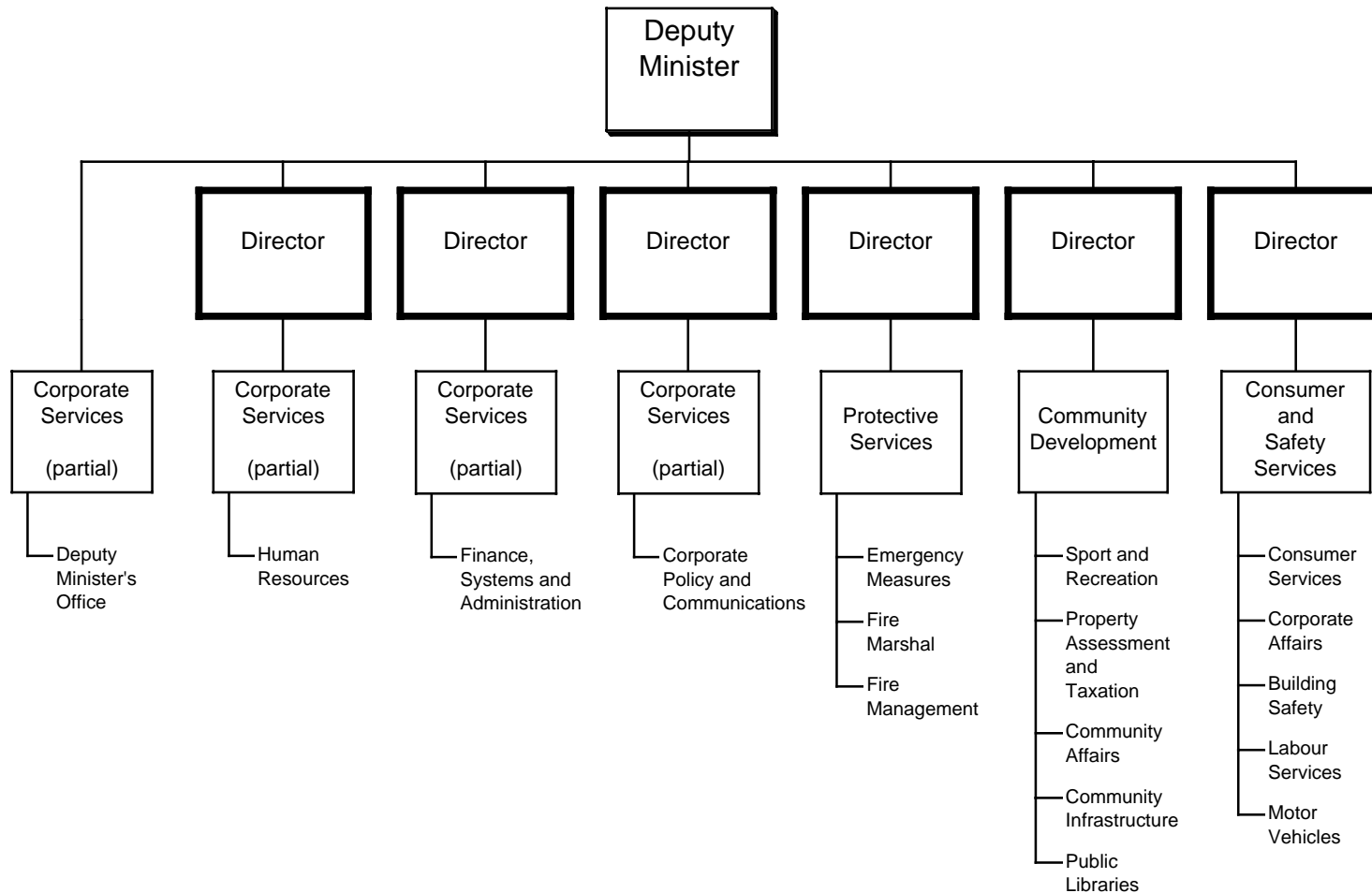
**M. Tremblay**

**DEPARTMENTAL OBJECTIVES**

- To promote sustainable healthy communities by supporting local governments, community organizations, and the volunteer sector; encouraging active living through sport and recreation; and directly providing community services, planning and zoning, property assessment and taxation, infrastructure, and land development.
- To protect public safety through driver and vehicle programs; to provide community educational opportunities through public library programs; and to promote bilingual information services to the public and Yukon Government departments.
- To support the health, safety, and the protection of the public through programs such as the application of minimum building, electrical, and mechanical codes; equitable and responsible employment practices; and orderly and accountable professional and commercial activity.
- To protect broad consumer interests through the provision of education, information, and enforcement services.
- To assist and enable communities and people to protect themselves from the threat of wildland fire, structural fire, and other emergencies or disasters through the provision and administration of wildland fire, structural fire, and emergency preparedness programs.
- To work in partnership with the Yukon Housing Corporation and the Yukon Liquor Corporation to support community development and facilitate the delivery of Territorial Agent services in Yukon communities.

# DEPARTMENT OF COMMUNITY SERVICES

## RELATIONSHIP BETWEEN ORGANIZATION AND PROGRAMS



**Notes:**

1. Dark outlined boxes represent positions reporting directly to the Deputy Minister. Other boxes represent programs. Activities are listed below the programs.

Programs identified as "partial" represent responsibility for the program being shared by two or more positions reporting directly to the Deputy Minister.

2. The Department of Community Services, Yukon Housing Corporation, and Yukon Liquor Corporation utilize a shared services approach to the delivery of administrative functions (e.g. finance, systems and administration, human resources, and policy and communications, etc.)

**VOTE 51  
DEPARTMENT OF COMMUNITY SERVICES**

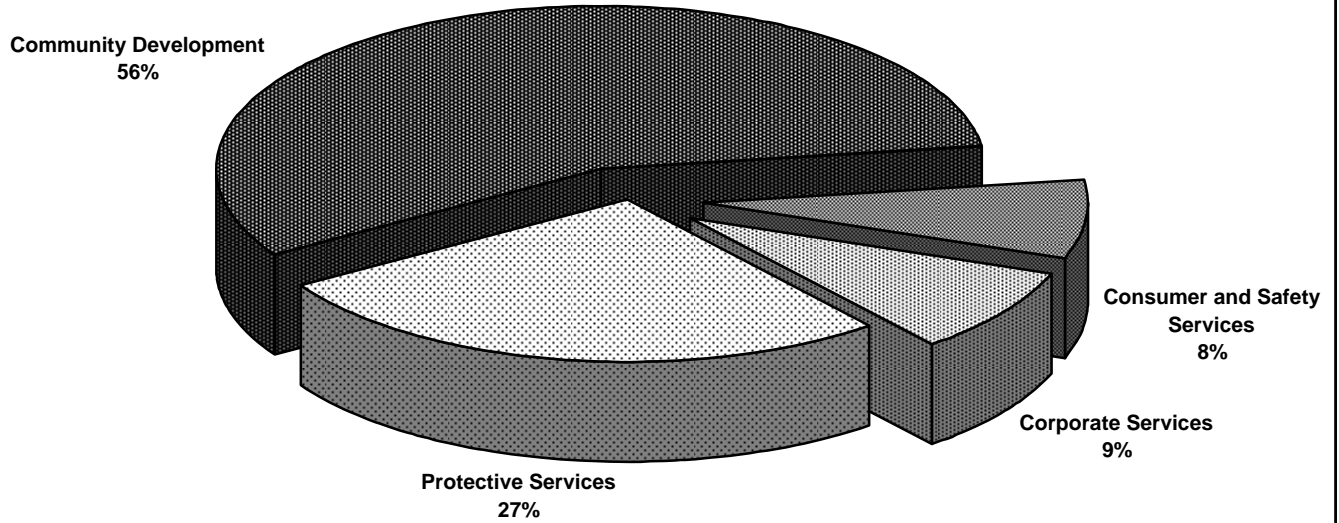
<b>FINANCIAL SUMMARY (\$000'S)</b>	<b>2005-06 ESTIMATE</b>	<b>2004-05 FORECAST</b>	<b>% CHANGE</b>	<b>2003-04 ACTUAL</b>
<b>Operation and Maintenance Expenditures</b>				
Corporate Services	<b>4,305</b>	4,222	2%	3,988
Protective Services	<b>13,529</b>	29,289	-54%	11,867
Community Development	<b>28,408</b>	28,469	0%	28,105
Consumer and Safety Services	<b>3,927</b>	3,701	6%	4,012
<b>Total Operation and Maintenance Vote 51</b>	<b>50,169</b>	65,681	-24%	47,972
<b>Amortization Expense</b>	<b>763</b>	642	19%	476
<b>Operation and Maintenance Recoveries</b>	<b>3,716</b>	17,919	-79%	6,521
<b>Revenue</b>	<b>7,565</b>	7,665	-1%	8,609
<b>Allotments</b>				
Personnel	<b>16,436</b>	16,724	-2%	15,285
Other	<b>11,364</b>	25,843	-56%	9,679
Transfer Payments	<b>22,369</b>	23,114	-3%	23,008
<b>Total Allotments</b>	<b>50,169</b>	65,681	-24%	47,972

Note:

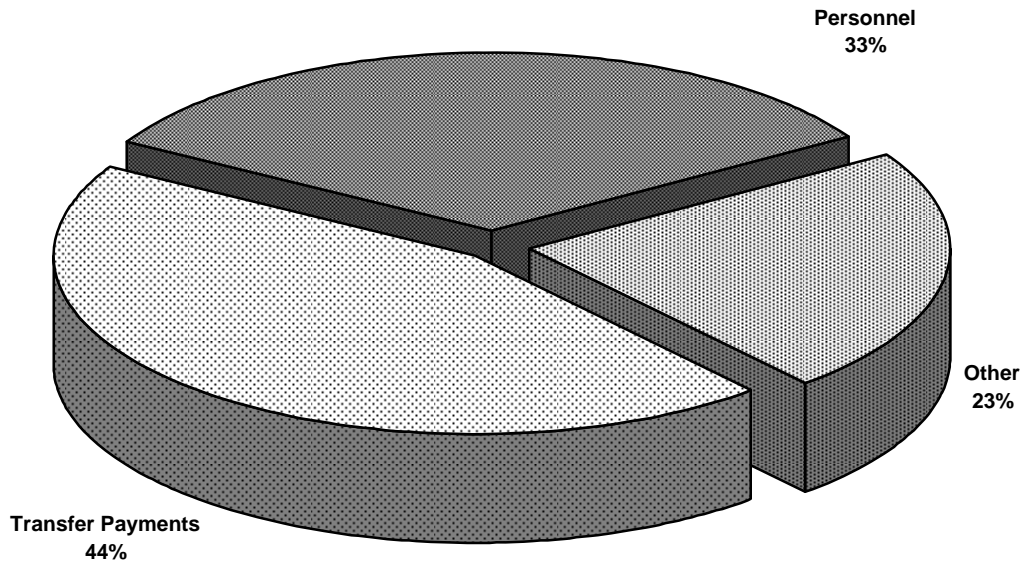
Restated 2004-05 Forecast and 2003-04 Actual to be consistent with the 2005-06 Estimate presentation.

**VOTE 51  
DEPARTMENT OF COMMUNITY SERVICES**

**2005-06 Estimate  
Distribution of O&M Expenditures by Program**



**2005-06 Estimate  
Distribution of O&M Expenditures by Allotment**



## COMMUNITY SERVICES

## CORPORATE SERVICES

### PROGRAM OBJECTIVES

- To provide Community Services, Yukon Housing Corporation and Yukon Liquor Corporation managers with direction, guidance, and support services in the management and operation of human resource, financial, and information systems, and related administrative processes to ensure that resources are utilized effectively and efficiently in a coordinated manner.
- To provide legislative, policy, program development, and communication support, to undertake corporate strategic and project specific planning, and to carry out program reviews and evaluations.

<b>O&amp;M EXPENDITURES (\$000'S)</b>	2005-06 ESTIMATE	2004-05 FORECAST	% CHANGE	2003-04 ACTUAL
<b>Activities</b>				
Deputy Minister's Office	474	366	30%	364
Human Resources	618	596	4%	556
Finance, Systems and Administration	2,384	2,469	-3%	2,317
Corporate Policy and Communications	829	791	5%	751
<b>Total Corporate Services</b>	<b>4,305</b>	4,222	2%	3,988
<b>Allotments</b>				
Personnel	3,850	3,770	2%	3,576
Other	455	452	1%	412
Transfer Payments	0	0	0%	0
<b>Total Allotments</b>	<b>4,305</b>	4,222	2%	3,988

## COMMUNITY SERVICES

## PROTECTIVE SERVICES

### PROGRAM OBJECTIVES

- To promote and foster emergency preparedness through the provision of guidance, coordination, and support for the safety of people, mitigation of risk, protection of property, provision of public information, and the continuity of government in the event of disaster or major emergencies in conjunction with other levels of government, community emergency coordinators, and volunteer organizations.
- To support health, safety and public protection through the administration and enforcement of the fire prevention and protection program along with other safety related programs like fuel storage and vehicle extrication response.
- To protect communities, families, individuals, property, and other natural, historic, cultural, and community values from the harmful effects of wildland fire through the Wildfire Management program and policies and the FireSmart program.

<b>O&amp;M EXPENDITURES (\$000'S)</b>	2005-06 ESTIMATE	2004-05 FORECAST	% CHANGE	2003-04 ACTUAL
<b>Activities</b>				
Emergency Measures	377	359	5%	393
Fire Marshal	713	656	9%	631
Fire Management	12,439	28,274	-56%	10,843
<b>Total Protective Services</b>	<b>13,529</b>	29,289	-54%	11,867
<b>Allotments</b>				
Personnel	4,876	6,214	-22%	4,921
Other	8,648	23,075	-63%	6,946
Transfer Payments	5	0	100%	0
<b>Total Allotments</b>	<b>13,529</b>	29,289	-54%	11,867

## COMMUNITY SERVICES

## PROTECTIVE SERVICES Fire Marshal

### STATISTICS

	2005 ESTIMATE	2004 FORECAST	% CHANGE	2003 ACTUAL
<b>Fire Responses (#) *</b>	525	525	0%	561
<b>Inspections (#) *</b>	300	150	100%	128
<b>Storage Tank Inspections (#)</b>	250	300	-17%	254

\* Statistics reported on a calendar year basis.



## COMMUNITY SERVICES

## COMMUNITY DEVELOPMENT

### PROGRAM OBJECTIVES

- To develop and implement local area land use plans and to provide support services for community planning and zoning.
- To encourage, strengthen, enable, and support local government in the Yukon.
- To establish and nurture partnerships with Yukon people, community organizations, and the volunteer sector.
- To provide all Yukon taxing authorities with current, accurate, and equitable property assessments, and establish general property tax rates for all areas outside municipalities.
- To promote health and safety through community infrastructure, including priority water and sewage projects, undertaking related projects for unincorporated communities throughout the Yukon, and providing advice and project assistance to municipalities and Yukon First Nations upon request.
- To encourage and support active living and healthy lifestyles in communities through the promotion and development of recreation and sport.
- To provide for the orderly development of residential, commercial, industrial, and recreational lands to meet the needs of the Yukon.
- To provide bilingual information services to the public and Yukon Government departments.
- To support the growth and development of Yukon people, associations, and communities by providing community educational opportunities and resources through public libraries.

<b>O&amp;M EXPENDITURES (\$000'S)</b>	2005-06 ESTIMATE	2004-05 FORECAST	% CHANGE	2003-04 ACTUAL
<b>Activities</b>				
Sport and Recreation *	3,686	2,817	31%	4,715
Property Assessment and Taxation	3,527	3,488	1%	3,404
Community Affairs	18,459	19,586	-6%	17,535
Community Infrastructure	1,180	1,061	11%	965
Public Libraries	1,556	1,517	3%	1,486
<b>Total Community Development</b>	<b>28,408</b>	28,469	0%	28,105
<b>Allotments</b>				
Personnel *	4,315	3,549	22%	3,696
Other	1,729	1,806	-4%	1,401
Transfer Payments	22,364	23,114	-3%	23,008
<b>Total Allotments</b>	<b>28,408</b>	28,469	0%	28,105

\* For the 2005-06 Estimate, figures include \$500 thousand for Government of Yukon employees seconded to Canada Winter Games.

## COMMUNITY SERVICES

## COMMUNITY DEVELOPMENT Sport and Recreation

### STATISTICS

- Contributions to Summer Pool, Recreation Facility Operations, Programs, and Recreation Directors.

	2005-06 ESTIMATE	2004-05 FORECAST	% CHANGE	2003-04 ACTUAL
<b>Local Authorities</b>				
Beaver Creek	33,200	23,200	43%	23,200
Burwash Landing	7,400	6,300	17%	6,300
Carcross	54,800	41,400	32%	41,400
Destruction Bay	7,200	2,900	148%	2,900
Keno City	3,200	2,700	19%	2,700
Marsh Lake	39,600	12,800	209%	12,800
Mount Lorne	39,400	12,700	210%	12,700
Old Crow	46,200	39,000	18%	39,000
Pelly Crossing	51,500	37,800	36%	37,800
Ross River	91,600	80,800	13%	80,800
Tagish	35,300	29,300	20%	34,300
Upper Liard	18,700	6,800	175%	3,500
	<u>428,100</u>	<u>295,700</u>	<u>45%</u>	<u>297,400</u>

## COMMUNITY SERVICES

### COMMUNITY DEVELOPMENT Sport and Recreation

#### STATISTICS

	2005-06 ESTIMATE	2004-05 FORECAST	% CHANGE	2003-04 ACTUAL
<b>Sport Governing Bodies</b>				
Yukon Sport Governing Bodies (YSGB's) Funded (#)	26	23	13%	22
YSGB Affiliated Clubs Across Yukon (#)	107	98	9%	98
YSGB Members (#)	11,800	11,500	3%	11,500
Elite Athletes Funded (#)	23	18	28%	18
Athletes Placed in Top Three International or National Competitions (#)	23	24	-4%	24
Active Coaches and Officials (#)	1,340	1,340	0%	1,340
Dollars provided and claimed for administration, training, and competition. ( Yukon Lotteries Commission contributes funding toward this amount.) (Includes Yukon Sport Governing Bodies, Sport Yukon, Interprovincial Sports and Recreation Committee, Arctic Winter Games, 2007 Canada Winter Games Bid, Elite Athletes and High Performance Coaches and Officials)				
Total (\$)	1,463,891	1,137,600	29%	1,199,821
<b>Special Recreation Groups</b>				
Yukon Special Recreation Groups Funded (#)	6	6	0%	6
Members (#)	3,000	3,000	0%	3,000
Dollars provided for administration, training and programs including North American Indigenous Games, Special Olympics, Youth Special Recreation Groups, Whitehorse Youth Centre, Youth Investment Fund and Active Living/ Recreation and Parks Association of Yukon				
Total (\$)	267,820	267,820	0%	252,000

## COMMUNITY SERVICES

### COMMUNITY DEVELOPMENT Property Assessment and Taxation

#### STATISTICS

	2005-06 ESTIMATE	2004-05 FORECAST	% CHANGE	2003-04 ACTUAL
<b>Assessments</b>				
Properties Assessed (#)	20,081	19,689	2%	19,303
Total Assessed Value (\$000s)	2,513,000	2,464,000	2%	2,415,000
Cost Per Property Assessment (\$)	25	25	0%	25
Complaints (#)				
- Assessment Review Board	75	75	0%	85
Appeals (#)				
- Assessment Appeal Board	5	5	0%	6
<b>Taxation</b>				
Home Owner Grants Paid (#)	6,945	6,723	3%	6,595
Average Home Owner Grant (\$)	404	405	0%	404

## COMMUNITY SERVICES

## COMMUNITY DEVELOPMENT Community Affairs

### STATISTICS

	2005-06 ESTIMATE	2004-05 FORECAST	% CHANGE	2003-04 ACTUAL
<b>Transfer Payments (\$)</b>				
Grant-in-Lieu of Property Taxes	4,196,000	4,196,000	0%	4,151,120
Community/Local Advisory Council Operation and Maintenance Grants	70,347	70,347	0%	61,430
Association of Yukon Communities	100,000	100,000	0%	100,000
Comprehensive Municipal Grants	12,538,012	12,187,009	3%	11,816,871
Extraordinary Grant - Dawson City	0	600,000	-100%	0
Total Transfer Payments	<u>16,904,359</u>	<u>17,153,356</u>	-1%	<u>16,129,421</u>

## COMMUNITY SERVICES

## COMMUNITY DEVELOPMENT Community Affairs

### STATISTICS

	2005-06 ESTIMATE	2004-05 FORECAST	% CHANGE	2003-04 ACTUAL
<b>Inquiry Centre</b>				
Telephone Calls Answered (including 1-800)	64,000	68,000	-6%	64,409
Counter Inquiries Responded	5,000	6,500	-23%	5,010
Written Requests Responded	1,200	700	71%	1,959
Building Tours Provided (tours/people)	130/400	127/375	0%	128/400
French Calls Responded	250	275	-9%	233

## COMMUNITY SERVICES

## COMMUNITY DEVELOPMENT Community Infrastructure

### STATISTICS

	2005-06 ESTIMATE	2004-05 FORECAST	% CHANGE	2003-04 ACTUAL
<b>Unincorporated Community Services</b>				
Street Lights (#)	235	235	0%	235
Water Delivery Customers (#)				
Carcross	150	150	0%	150
Keno City	15	18	-17%	18
Old Crow	120	120	0%	120
Ross River	160	160	0%	160
(Note: # of customers within +/- 10%)				
Sewage Eduction Services Customers (#)				
Old Crow	120	120	0%	120
Sewer Systems Customers (#)				
Destruction Bay	12	12	0%	12
Solid Waste Sites Operated (#)	19	19	0%	19
Mosquito Control (#)				
Hectares Treated with Larvicide	400	400	0%	354
Communities Participating in Larvicide Program	11	11	0%	11

## COMMUNITY SERVICES

## COMMUNITY DEVELOPMENT Public Libraries

### STATISTICS

	2005-06 ESTIMATE	2004-05 FORECAST	% CHANGE	2003-04 ACTUAL
<b>Technical Services (#)</b>				
Materials Processed *	10,000	10,000	0%	10,071
Material Distributed to Libraries	13,000	12,300	6%	11,044
* Figures include videos, books and audio visual material catalogued for Yukon Public Libraries.				
<b>Library Circulation (#)</b>				
Whitehorse Public Library	123,000	123,000	0%	123,885
Communities	42,000	41,520	1%	53,273
Library cards (new and renewed)	10,000	10,000	0%	9,882
<b>Patrons Using (#)</b>				
Whitehorse Public Library Visits	240,000	240,000	0%	241,698
Library Programs - Attendance Whitehorse	2,200	2,100	5%	2,090
Library Programs - Attendance Communities	5,500	5,923	-7%	6,462
<b>Reference Questions (#)</b>				
Whitehorse Public Library	17,000	17,000	0%	17,312
Communities	8,100	8,153	-1%	8,228
External to Yukon Inter-library Loan (ILL)				
- Requests Filled	1,000	1,000	0%	1,081
Internet Sessions Booked				
- Whitehorse Public Library	21,000	21,000	0%	20,412
- Communities	33,000	33,000	0%	31,062



## COMMUNITY SERVICES

## CONSUMER AND SAFETY SERVICES

### PROGRAM OBJECTIVES

- To encourage and maintain equitable and responsible employment practices and to promote public interest in positive labour management relations through enforcement of minimum employment standards.
- To encourage and ensure orderly and responsible commercial activity through maintenance of enabling legislation, disclosure requirements, and public information registries.
- To protect and enhance the public interest in professional and commercial services and assist in consumer protection through education, provision of information, and enforcement of legislation.
- To support, administer, and enforce building, plumbing, electrical, and mechanical standards in conjunction with reviewing development permits and maintaining a building information repository.
- To protect public safety through appropriate driver licensing and vehicle registration programs.
- To provide the public with an appeal process on motor vehicle licensing and regulatory decisions which balances public safety with individual rights and responsibilities.

<b>O&amp;M EXPENDITURES (\$000'S)</b>	2005-06 ESTIMATE	2004-05 FORECAST	% CHANGE	2003-04 ACTUAL
<b>Activities</b>				
Consumer Services	564	487	16%	522
Corporate Affairs	373	354	5%	349
Building Safety	1,036	1,015	2%	981
Labour Services	874	816	7%	702
Motor Vehicles	1,080	1,029	5%	990
Prior Years' Expenditures	0	0	0%	468
<b>Total Consumer and Safety Services</b>	<b>3,927</b>	<b>3,701</b>	<b>6%</b>	<b>4,012</b>
<b>Allotments</b>				
Personnel	3,395	3,191	6%	3,092
Other	532	510	4%	920
Transfer Payments	0	0	0%	0
<b>Total Allotments</b>	<b>3,927</b>	<b>3,701</b>	<b>6%</b>	<b>4,012</b>

## COMMUNITY SERVICES

## CONSUMER AND SAFETY SERVICES Consumer Services

### STATISTICS

- To provide safeguards to consumers in acquiring goods and services, in order to contribute to the efficient functioning of the marketplace and to ensure that those licensed to provide services are adequately qualified.

	2005-06 ESTIMATE	2004-05 FORECAST	% CHANGE	2003-04 ACTUAL
<b>Yukon Professional Licences (#)</b>				
Insurance Companies	173	173	0%	170
Agents, Salespersons, Adjusters and Brokers	570	550	4%	550
Medical Professionals	175	170	3%	185
Medical Corporations	32	32	0%	31
Chiropractors	10	9	11%	8
Dental Professionals	33	33	0%	31
Dental Corporations	8	7	14%	7
Dental Hygienists/Therapists	27	27	0%	24
Dental Technicians	3	3	0%	2
Optometrists	6	6	0%	6
Pharmaceutical Chemists	38	38	0%	35
Nursing Assistants	65	70	-7%	63
Collection Agencies	32	32	0%	29
Collection Agency Employees	1,650	1,600	3%	1,577
Real Estate Agencies	8	8	0%	8
Real Estate Salespersons	35	35	0%	32
Private Investigators and Security Guards	50	50	0%	42
Security Agencies	14	14	0%	13
Funeral Directors	2	2	0%	2
Pawn Brokers and Second Hand Dealers	3	3	0%	3

## COMMUNITY SERVICES

## CONSUMER AND SAFETY SERVICES Consumer Services

### STATISTICS

	2005-06 ESTIMATE	2004-05 FORECAST	% CHANGE	2003-04 ACTUAL
<b>Professional Inquiries to Practice</b>				
Medical - Telephone	525	550	-5%	638
Medical - Letter of Inquiry	280	280	0%	300
Dental	145	145	0%	136
Licensed Practical Nurses	130	170	-24%	168
Pharmacists	90	90	0%	102
Insurance	550	550	0%	673
Security/Investigator	100	100	0%	108
Real Estate	80	80	0%	85
Other	120	120	0%	109
<b>Consumer Complaints and Inquiries (#)</b>				
Consumer Inquiries	300	300	0%	205
Landlord and Tenant	650	650	0%	615
Lotteries and Games of Chance	750	700	7%	647
<b>Boards of Inquiry/Arbitrations (#)</b>				
Landlord and Tenant	1	1	0%	0
Real Estate	1	1	0%	0
Medical	1	1	0%	0
Pharmacists	2	2	0%	0
Dental	1	1	0%	0
Insurance	1	1	0%	0

## COMMUNITY SERVICES

## CONSUMER AND SAFETY SERVICES Consumer Services

### STATISTICS

	2005-06 ESTIMATE	2004-05 FORECAST	% CHANGE	2003-04 ACTUAL
<b>Lotteries/Games of Chance Activities</b>				
Licenses Issued (#)	165	160	3%	157
Amount Wagered:				
- Bingos (\$)	5,000,000	4,800,000	4%	4,566,093
- Raffles and Sport Pools (\$)	770,000	765,000	1%	759,321
- Casinos, gross profit (\$)	32,000	32,000	0%	31,843
Prizes:				
- Bingos (\$)	3,400,000	3,500,000	-3%	3,269,115
- Raffles and Sport Pools (\$)	270,000	280,000	-4%	220,631
Expenses:				
- Bingos (\$)	315,000	312,000	1%	307,702
- Raffles and Sport Pools (\$)	42,000	40,000	5%	36,488
- Casinos (\$)	10,000	10,000	0%	9,371
Net: Proceeds used for Charitable Objects				
- Bingos (\$)	1,285,000	988,000	30%	989,276
- Raffles and Sport Pools (\$)	458,000	445,000	3%	502,201
- Casinos (\$)	22,000	22,000	0%	22,472
Diamond Tooth Gertie's:				
Blackjack, Wheels of Fortune, Roulette and Red Dog:				
Drop (Amount Wagered \$)	1,300,000	1,300,000	0%	1,459,532
Win (Amount Paid Out \$)	960,000	960,000	0%	1,093,288
Hold (Balance held by organization before expenses \$)	340,000	340,000	0%	366,244
Poker Revenue (\$)	55,000	55,000	0%	60,473
Slot Machines:				
Coin In (\$)	11,300,000	11,300,000	0%	12,737,684
Coin Out (\$)	10,300,000	10,300,000	0%	11,627,912
Gross Revenue (\$)	1,000,000	1,000,000	0%	1,109,772

## COMMUNITY SERVICES

## CONSUMER AND SAFETY SERVICES Corporate Affairs

### STATISTICS

- To protect and enhance the public interest in professional and commercial activities.
- To establish and maintain enabling legislation and basic disclosure and information requirements related to commercial activities.

	2005-06 ESTIMATE	2004-05 FORECAST	% CHANGE	2003-04 ACTUAL
<b>Corporate Registry</b>				
All Transactions (#)*	11,000	9,300	18%	10,756
Revenue (\$)	313,714	313,714	0%	264,952
<b>Partnership/Business Names Registry</b>				
All Transactions (#)*	2,100	2,100	0%	2,061
Revenue (\$)	36,000	36,000	0%	31,419
<b>Personal Property Security</b>				
Financing Statements/Changes (#)	6,500	5,500	18%	6,385
Searches Conducted (#)	5,000	5,000	0%	4,909
Revenue (\$)	75,000	75,000	0%	74,190
<b>Societies</b>				
All Transactions (#)*	1,500	1,250	20%	1,467
Revenue (\$)	6,000	6,000	0%	9,772
<b>Securities</b>				
Annual Information Form/ Prospectuses filed (#)	4,500	4,500	0%	4,500
Brokers/Salespersons Registration CARS Transactions (#)	6,000	6,000	0%	6,000
Other Filings (#)	500	500	0%	500
Registrar's Orders (#)	75	75	0%	91
Revenue (\$)	945,490	945,490	0%	1,344,544

\* All Transactions: these are all registrations that are tracked by the computer system (CARS). These do not include phone calls, personal inquiries, etc.

## COMMUNITY SERVICES

## CONSUMER AND SAFETY SERVICES Building Safety

### STATISTICS

	2005 ESTIMATE	2004 FORECAST	% CHANGE	2003 ACTUAL
<b>Codes and Standards *</b>				
Permits Issued (#)				
Building	450	495	-9%	502
Plumbing	100	95	5%	123
Electrical	700	700	0%	920
Gas	130	150	-13%	230
New Boiler and Pressure Vessels	80	75	7%	54
Total Permits Issued	1,460	1,515	-4%	1,829
<b>Building File Information Requests</b>	1,400	1,323	6%	1,000
<b>Inspections (#) *</b>				
Building	3,000	2,435	23%	3,033
Plumbing	400	313	28%	506
Electrical	1,300	1,300	0%	1,386
Elevators	60	50	20%	43
Gas	250	240	4%	545
Boiler and Pressure Vessels	650	700	-7%	358
Total Inspections	5,660	5,038	12%	5,871

\* Statistics reported on a calendar year basis.

## COMMUNITY SERVICES

## CONSUMER AND SAFETY SERVICES Labour Services

### STATISTICS

- To ensure compliance with minimum standards of employment for wages and working conditions in order to establish a fair and equitable work environment for the labour force.

	2005-06 ESTIMATE	2004-05 FORECAST	% CHANGE	2003-04 ACTUAL
Wage Offence Complaints Investigated (#)	140	120	17%	108
Wage Offences (#)	230	200	15%	230
Inquiries (#)	3,350	3,300	2%	3,284
Wages Collected (\$)	150,000	125,000	20%	81,655
Wages Uncollected (\$)	11,000	10,000	10%	10,430
Certificates for Wages Issued (\$) *	25,000	25,000	0%	91,255
Certificates for Wages Filed (\$) *	10,000	9,500	5%	19,094
Administration Fees on Certificates Issued (\$) **	2,500	2,500	0%	822
Assessment of Administrative Penalty (#)	2,000	2,000	0%	1,000

\* Supplementary certificates are also included in both columns (against Directors of Corporations).

\*\* Estimated administrative fees and penalties levied as a result of changes made in 1998 to the Employment Standards Act.

## COMMUNITY SERVICES

## CONSUMER AND SAFETY SERVICES Motor Vehicles

### STATISTICS

	2005-06 ESTIMATE	2004-05 FORECAST	% CHANGE	2003-04 ACTUAL
<b>Motor Vehicles Registrations (#)</b>				
Private	22,200	22,000	1%	22,169
Commercial	4,200	4,000	5%	4,241
Dealer	135	130	4%	135
Motorcycles	570	580	-2%	568
Ski Vehicles/ATV	1,000	875	14%	1,002
Trailer	3,500	3,300	6%	3,928
U-Drive	900	1,080	-17%	819
	<u>32,505</u>	<u>31,965</u>	<u>2%</u>	<u>32,862</u>
<b>Operators Licences (approximate)</b>	23,000	22,200	4%	22,207

- Above statistics reflect active registrations/licences in a fiscal year, not number issued.



## COMMUNITY SERVICES

<b>RECOVERIES (\$000'S)</b>	2005-06 ESTIMATE	2004-05 FORECAST	% CHANGE	2003-04 ACTUAL
<b>Corporate Services</b>				
Shared Services	2,510	2,420	4%	2,308
<b>Protective Services</b>				
Emergency Measures	139	139	0%	143
Prior Years' Recoveries	0	14,293	-100%	3,121
<b>Community Development</b>				
Community Recreation/Active Living	59	58	2%	58
Sport	434	434	0%	276
Community Assessments	325	325	0%	323
Water and Sewer Services	212	212	0%	257
Mosquito Control	21	21	0%	30
Author Readings	14	14	0%	0
<b>Consumer and Safety Services</b>				
Motor Vehicles	2	3	-33%	5
<b>TOTAL RECOVERIES</b>	<b>3,716</b>	17,919	-79%	6,521

## COMMUNITY SERVICES

<b>REVENUE (\$000'S)</b>	2005-06 ESTIMATE	2004-05 FORECAST	% CHANGE	2003-04 ACTUAL
<b>Protective Services</b>				
Fuel Storage Tank Permits	4	4	0%	4
<b>Community Development</b>				
Interest on Local Improvement	166	166	0%	96
General Property Tax	2,190	2,290	-4%	2,196
Grant-in-Lieu	200	200	0%	188
Property Subdivision Application Fee	7	7	0%	8
Library Fines	8	8	0%	6
Rental of Equipment	2	2	0%	1
Photocopier Fees	3	3	0%	8
Prior Years' Revenue	0	0	0%	298
<b>Consumer and Safety Services</b>				
Professional/Consumer Licensing	424	424	0%	513
Business/Corporate Licensing	1,376	1,376	0%	1,725
Building Safety Licences and Fees	245	245	0%	242
Private Vehicle Licences	1,021	1,021	0%	993
Commercial Vehicle Licences	1,614	1,614	0%	1,569
Miscellaneous Motor Vehicle Revenue	305	305	0%	293
Prior Years' Revenue	0	0	0%	469
<b>TOTAL REVENUE</b>	<b>7,565</b>	<b>7,665</b>	<b>-1%</b>	<b>8,609</b>

## COMMUNITY SERVICES

<b>TRANSFER PAYMENTS (\$000'S)</b>	2005-06 ESTIMATE	2004-05 FORECAST	% CHANGE	2003-04 ACTUAL
<b>GRANTS</b>				
<b>Community Development</b>				
In-Lieu of Property Taxes *	4,196	4,196	0%	4,151
Community/Local Advisory Council Operation and Maintenance Grants	70	70	0%	61
Home Owner Grants *	2,806	2,725	3%	2,665
Comprehensive Municipal Grants *	12,538	12,187	3%	11,817
Prior Years' Grants	0	600	-100%	0
<b>Total Grants</b>	<b>19,610</b>	<b>19,778</b>	<b>-1%</b>	<b>18,694</b>
<b>CONTRIBUTIONS</b>				
<b>Protective Services</b>				
Emergency Measures Preparation	5	0	100%	0
<b>Community Development</b>				
Community Recreation/Active Living Sport	695	563	23%	549
Association of Yukon Communities	1,464	1,139	29%	1,200
Volunteer Bureau	100	100	0%	100
Mae Bachur Animal Shelter	70	70	0%	70
Mae Bachur Animal Shelter	75	75	0%	75
Dawson Humane Society	20	20	0%	0
Community Library Boards	330	299	10%	288
Prior Years' Contributions	0	1,070	-100%	2,032
<b>Total Contributions</b>	<b>2,759</b>	<b>3,336</b>	<b>-17%</b>	<b>4,314</b>
<b>TOTAL TRANSFER PAYMENTS</b>	<b>22,369</b>	<b>23,114</b>	<b>-3%</b>	<b>23,008</b>

\* Paid under authority of legislation.

This page left blank intentionally.