

ENVIRONMENT

VOTE 52
DEPARTMENT OF ENVIRONMENT

MINISTER

Hon. P. Jenkins

DEPUTY MINISTER

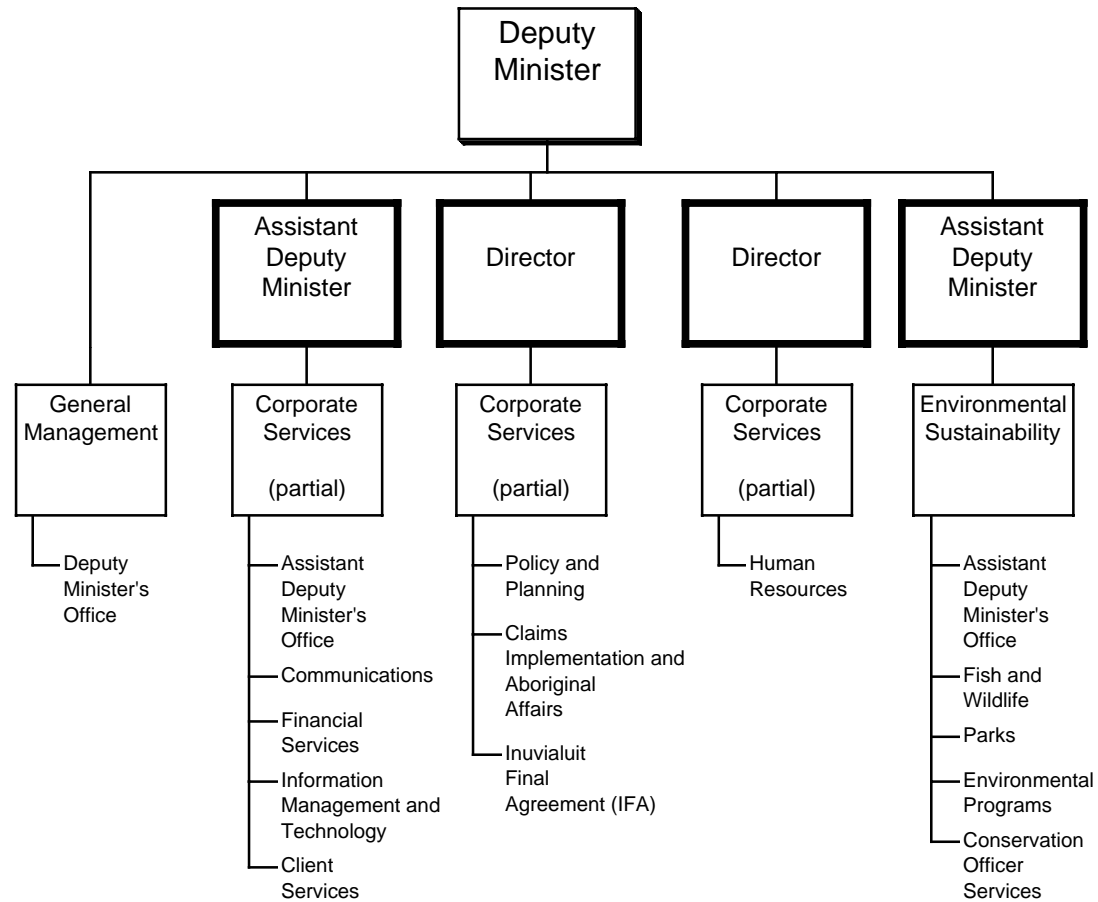
E. Huebert

DEPARTMENTAL OBJECTIVE

- To ensure that the natural resources and the environment of the Yukon are managed and used in accordance with government policy by:
 - maintaining and enhancing the quality of the Yukon's environment for present and future generations through ecosystem-based management, conservation of resources and protection and maintenance of biodiversity;
 - implementing the principles of the Yukon Conservation Strategy;
 - ensuring that Yukon people have the opportunity to be involved in the development and review of departmental programs, policies, legislation and regulations through open and meaningful communication and participatory processes;
 - managing natural resources in a manner that promotes integration with other sectors including economic development, so that optimum benefits can be derived for all Yukon people;
 - participating in national and international measures designed to enhance environmental quality and encourage sustainable use of natural resources;
 - integrating, implementing and managing additional authorities and responsibilities in water resource and environmental management; and
 - undertaking resource management activities that meet the Government of Yukon's obligations and respect the rights of aboriginal people and relationships established through land claims and self-government agreements.

DEPARTMENT OF ENVIRONMENT

RELATIONSHIP BETWEEN ORGANIZATION AND PROGRAMS



Note: Dark outlined boxes represent positions reporting directly to the Deputy Minister. Other boxes represent programs. Activities are listed below the programs. Programs identified as "partial" represent responsibility for the program being shared by two or more positions reporting directly to the Deputy Minister.

**VOTE 52
DEPARTMENT OF ENVIRONMENT**

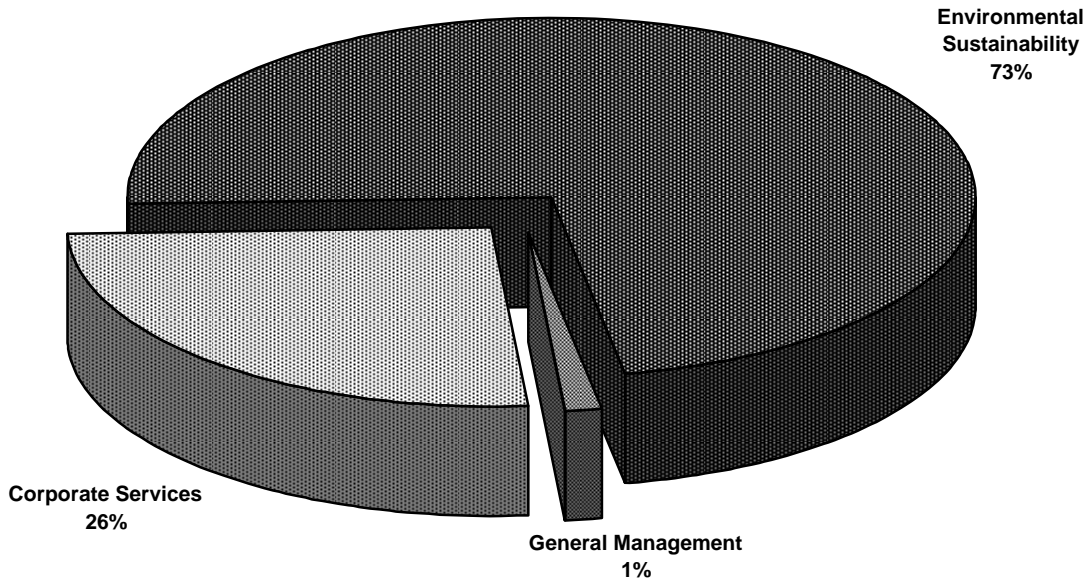
FINANCIAL SUMMARY (\$000'S)	2005-06 ESTIMATE	2004-05 FORECAST	% CHANGE	2003-04 ACTUAL
Operation and Maintenance Expenditures				
General Management	275	270	2%	266
Corporate Services	5,112	5,008	2%	3,876
Environmental Sustainability	14,316	13,797	4%	13,334
Total Operation and Maintenance Vote 52	19,703	19,075	3%	17,476
Amortization Expense	151	137	10%	77
Operation and Maintenance Recoveries	1,205	1,369	-12%	998
Revenue	918	922	0%	913
Allotments				
Personnel	13,093	12,429	5%	11,909
Other	5,289	5,896	-10%	4,877
Transfer Payments	1,321	750	76%	690
Total Allotments	19,703	19,075	3%	17,476

Note:

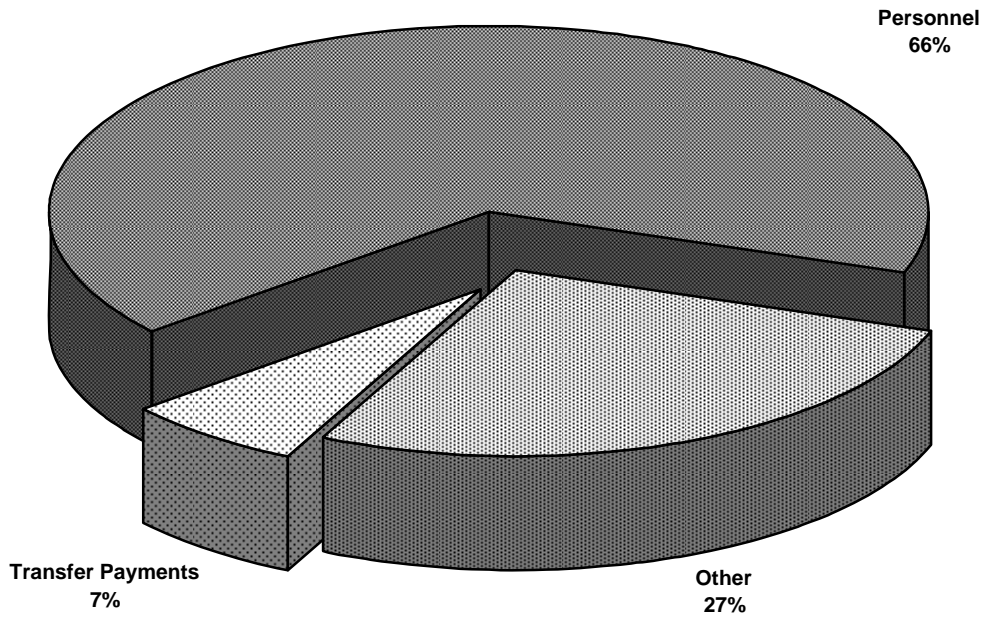
Restated 2004-05 Forecast and 2003-04 Actual to be consistent with the 2005-06 Estimate presentation.

**VOTE 52
DEPARTMENT OF ENVIRONMENT**

**2005-06 Estimate
Distribution of O&M Expenditures by Program**



**2005-06 Estimate
Distribution of O&M Expenditures by Allotment**



This page left blank intentionally.

ENVIRONMENT

GENERAL MANAGEMENT

PROGRAM OBJECTIVE

- To provide overall direction and management to ensure that the natural environment of the Yukon is managed and protected in a sustainable and balanced manner for the benefit of all Yukoners.

O&M EXPENDITURES (\$000'S)	2005-06 ESTIMATE	2004-05 FORECAST	% CHANGE	2003-04 ACTUAL
Activity				
Deputy Minister's Office	275	270	2%	266
Total General Management	275	270	2%	266
Allotments				
Personnel	245	235	4%	192
Other	30	35	-14%	74
Transfer Payments	0	0	0%	0
Total Allotments	275	270	2%	266

ENVIRONMENT

CORPORATE SERVICES

PROGRAM OBJECTIVES

- To assist the department in managing its financial, human and information resources in an efficient, effective and economical manner by providing administrative support services to departmental personnel.
- To assist the department to ensure its assets are acquired and maintained in a manner that adequately fulfills operational requirements.
- To promote the effective use and integration of information through the appropriate use of technology to meet departmental and client needs.
- To coordinate and undertake the analysis, development and evaluation of legislation, regulations and policy.
- To coordinate strategic environmental and resource management initiatives.
- To coordinate the department's land claims activities including:
 - coordinate and fulfill the Government of Yukon's obligations under the terms of the Inuvialuit Final Agreement;
 - coordinate and represent departmental interests to support the negotiation of First Nation Final Agreements, implementation plans and transboundary claims; and
 - oversee and coordinate the department's implementation activities to fulfill obligations of First Nation Final Agreements, Self-Government Agreements and transboundary claims.

O&M EXPENDITURES (\$000'S)	2005-06 ESTIMATE	2004-05 FORECAST	%	2003-04 ACTUAL
Activities				
Assistant Deputy Minister's Office	867	863	0%	175
Communications	157	75	109%	76
Financial Services	349	341	2%	294
Information Management and Technology	759	729	4%	765
Client Services	860	847	2%	794
Policy and Planning	625	682	-8%	534
Claims Implementation and Aboriginal Affairs	329	326	1%	188
Inuvialuit Final Agreement (IFA)	901	913	-1%	822
Human Resources	265	232	14%	228
Total Corporate Services	5,112	5,008	2%	3,876
Allotments				
Personnel	3,165	3,034	4%	2,929
Other	1,123	1,700	-34%	709
Transfer Payments	824	274	201%	238
Total Allotments	5,112	5,008	2%	3,876

ENVIRONMENT

CORPORATE SERVICES

STATISTICS

	2005-06 ESTIMATE	2004-05 FORECAST	% CHANGE	2003-04 ACTUAL
Client Services (#)				
Publications				
Publications Distributed	82	80	3%	70
Total Quantities Distributed	160,000	150,000	7%	147,000
New/Revised Publications	35	34	3%	40
Library Data				
Books on Hand *	10,400	10,300	1%	10,282
Periodicals on Hand	203	200	2%	206
Inter-Library Loan Requests	200	210	-5%	142
Requests for Searches	420	400	5%	322
Items Borrowed from Staff Library	280	270	4%	283
* Books on hand does not include books in satellite libraries or offices within the department. (Numbers are approximate.)				
Policy and Planning (#)				
Cabinet/Ministerial Submissions Prepared	85	88	-3%	60
Acts/Regulations Prepared	15	15	0%	10
Written Ministerial / Premier Responses to Public Inquiries	250	250	0%	200
Human Resources (#)				
Recruitment Actions	100	130	-23%	91
Time Sheets Processed	1,310	1,310	0%	1,307
Position Descriptions Reviewed	80	80	0%	93

ENVIRONMENT

ENVIRONMENTAL SUSTAINABILITY

PROGRAM OBJECTIVES

- To manage and protect the Yukon's natural environment.
- To provide sustainable fish and wildlife harvesting and viewing opportunities for cultural, recreational and economic purposes.
- To promote and enhance participation in land-based activities (hunting, fishing, trapping) to sustain a unique Yukon lifestyle.
- To provide opportunities for economic benefits through the sustainable use of fish and wildlife resources.
- To contribute to the effective implementation of agreements and political accords by working cooperatively with other governments and various governance bodies.
- To establish and manage a system of wilderness preserves, natural environment parks and ecological reserves, Canadian Heritage Rivers, campgrounds and recreation sites; and to provide information/interpretative services for Yukon residents and visitors.
- To provide regional delivery of departmental services in the areas of licensing, wildlife-human conflict, education, enforcement and various other departmental programs.
- To develop and implement management programs to maintain biological diversity and to ensure the conservation and sustainable use of fish, wildlife, habitat and water resources.
- To develop and provide management and protection of Yukon's environment through education, regulation development, monitoring and inspections including management of water resources, assessment and mitigation of resource developments, and pollution prevention programs.
- To contribute to public safety and the protection of property.
- To coordinate, support and participate in research activities and contribute to territorial, national and international research projects.
- To develop and provide public information that enhances awareness, understanding of, and adherence to the laws pertaining to natural resources and the environment.
- To participate in the development of an integrated resource management process intended to improve the Government of Yukon's environmental management regime based on the concept of sustainable development.

ENVIRONMENT

**ENVIRONMENTAL SUSTAINABILITY
(Cont'd)**

O&M EXPENDITURES (\$000'S)	2005-06 ESTIMATE	2004-05 FORECAST	% CHANGE	2003-04 ACTUAL
Activities				
Assistant Deputy Minister's Office	184	0	100%	0
Fish and Wildlife	4,807	4,758	1%	4,979
Parks	2,486	2,390	4%	2,330
Environmental Programs	3,661	3,680	-1%	3,290
Conservation Officer Services	3,178	2,969	7%	2,735
Total Environmental Sustainability	14,316	13,797	4%	13,334
Allotments				
Personnel	9,683	9,160	6%	8,788
Other	4,136	4,161	-1%	4,094
Transfer Payments	497	476	4%	452
Total Allotments	14,316	13,797	4%	13,334

ENVIRONMENT

ENVIRONMENTAL SUSTAINABILITY Fish and Wildlife

STATISTICS

	2005-06 ESTIMATE	2004-05 FORECAST	% CHANGE	2003-04 ACTUAL
Wildlife				
Hunting Licences Sold (#)				
Resident	3,600	3,600	0%	3,598
Non-Resident	820	820	0%	827
Fisheries				
Sport Fishing Licences Sold (#)				
Yukon Resident	7,600	7,400	3%	7,871
Canadian Resident	3,000	2,900	3%	3,283
Non-Resident	3,600	3,500	3%	4,214
Trapping				
Annual Value of Yukon Fur Sold (\$)	300,000	250,000	20%	200,000
Species Trapped for Fur (#)	14	14	0%	14
Traplines (#)	340	340	0%	340
Group Trapping Areas (#)	15	15	0%	15
Individuals Involved in Trapping (#)	575	550	5%	500

ENVIRONMENT

ENVIRONMENTAL SUSTAINABILITY Parks

STATISTICS

	2005-06 ESTIMATE	2004-05 FORECAST	% CHANGE	2003-04 ACTUAL
Parks (#)	3	2	50%	2
Campgrounds	42	42	0%	42
Self Registration	42	42	0%	42
Campground Sites	1,067	1,067	0%	1,067
Recreation Sites	14	14	0%	14
Trails	18	18	0%	18
Heritage Rivers				
Nominated	0	1	-100%	1
Designated	3	2	50%	2
Campground Permits Sold Through Agents/Vendors				
Annual Permits	912	912	0%	1,094
Daily Permits	23,000	21,250	8%	23,870
Permit Agents/Vendors	105	105	0%	105

ENVIRONMENT

ENVIRONMENTAL SUSTAINABILITY Environmental Programs

STATISTICS

Environmental Affairs Section	2005-06 ESTIMATE	2004-05 FORECAST	% CHANGE	2003-04 ACTUAL
Project Screenings (#)				
Land Use Permits	70	70	0%	95
Land Dispositions	175	175	0%	144
Timber Operations	12	12	0%	12
Timber Projects/Reviews	6	6	0%	5
Water Licences	20	20	0%	50
Mining Land Use (placer)	40	40	0%	35
Mining Land Use (quartz)	22	22	0%	25
Oil and Gas	4	4	0%	3
Agricultural Applications Reviews	45	45	0%	30
Miscellaneous *	18	18	0%	12
YEAA Based Project Reviews **	0	1	-100%	0
YESAA Based Project Reviews ***	1	0	100%	0
Major Projects (Type A Water/Mining)	16	16	0%	15
Total Screenings (#)	429	429	0%	426

* Includes authorization reviews which do not fall under any of the major Environmental Affairs programs (i.e. Forestry, Mining/Oil & Gas, water and land).

** Project reviews where the Department of Environment is the proponent under the interim YEAA (Yukon Environmental Assessment Act).

*** Project reviews where the Department of Environment is the proponent under the new YESAA (Yukon Environmental and Socio-economic Assessment Act) which is anticipated to replace YEAA by the fall of 2005.

ENVIRONMENT

ENVIRONMENTAL SUSTAINABILITY Environmental Programs

STATISTICS

	2005-06 ESTIMATE	2004-05 FORECAST	% CHANGE	2003-04 ACTUAL
Standards and Approvals Section (#)				
Pesticide Use Permits	7	9	-22%	9
Pesticide Vendor Permits	6	4	50%	4
Pesticide Service Permits	5	5	0%	5
Pesticide Applicator Certification ⁽¹⁾	5	6	-17%	6
Special Waste Generator Permits	112	110	2%	104
Special Waste Management Facility Permits	60	48	25%	39
Special Waste Permit for Release, Disposal, Mixing or Diluting	12	10	20%	8
Ozone Depleting Substance (ODS) and Other				
Halocarbon Permits	55	53	4%	29
Designated Materials Depots	6	6	0%	4
Designated Materials Retailers	39	39	0%	38
Recycling Depot Registrations	29	28	4%	28
Contaminated Sites Regulations				
Relocation permits	30	24	25%	34
Land Treatment Facility permits	15	13	15%	13
Risk Assessment permits	4	3	33%	1
Designations	10	5	100%	5
Certificates of compliance	2	2	0%	2
Storage Tank Permits				
Permits for commercial/industrial activities	80	75	7%	75
Permits for residential tank removals	230	225	2%	225
Solid Waste Regulations				
Solid Waste Disposal Facility Permits	11	11	0%	11
Solid Waste Commercial Dump Permits	2	2	0%	0
Air Emissions Permits	19	8	138%	6

1. Yukon uses the British Columbia certification process for pesticide applicators. This statistic indicates the number of British Columbia examinations administered by the Government of Yukon Environmental Programs branch.

ENVIRONMENT

ENVIRONMENTAL SUSTAINABILITY Environmental Programs

STATISTICS

Environmental Protection and Assessment	2005-06 ESTIMATE	2004-05 FORECAST	% CHANGE	2003-04 ACTUAL
Monitoring and Inspections Section (#)				
Inspections ⁽¹⁾	65	60	8%	38
Occurrence Reports	60	64	-6%	57
Waste Manifests	140	133	5%	144
Samples Collected				
Field Analysis	125	80	56%	286
Laboratory Analysis	30	37	-19%	23
Spill Reports ⁽²⁾	55	45	22%	65
YTG Environmental Programs Branch - Lead	27	24	13%	30

1. Inspections are conducted for routine compliance monitoring according to the Inspections Plan; or in response to complaints and occurrences.
2. As prescribed in the *Letter of Understanding Concerning Government Response to Spills in the Yukon*, the lead role is determined by legislated mandate.

ENVIRONMENT

ENVIRONMENTAL SUSTAINABILITY Environmental Programs

STATISTICS

Water Resources	2005-06 ESTIMATE	2004-05 FORECAST	% CHANGE	2003-04 ACTUAL
Hydrology				
Snow Course Survey Visits	210	210	0%	204
Meteorological Station Visits	20	20	0%	20
Hydrometric Station Visits	65	60	8%	66
Ice Jam Monitoring Flights	8	6	33%	6
Special Project Trips (in person days)	12	15	-20%	12
Daily Break-up Projections	25	25	0%	23
Daily Snowmelt Flood Projections	80	80	0%	80
Snow Survey Bulletin and Water Supply Forecast Publications	3	3	0%	3
Data/Information Requests from Public	80	50	60%	45
Design Streamflow Estimates for Highways and Public Works	25	15	67%	18
Environmental Impact Assessments	10	10	0%	6
Major Studies	4	4	0%	4
Presentations	6	5	20%	6
Meeting/Teleconferences	35	35	0%	35
Water Inspections				
Water Licence Inspections	72	95	-24%	100
Non-licence Inspections	58	72	-19%	50
Occurrence/Complaint Inspections	69	38	82%	23
Spills	8	5	60%	4
Water Quality				
Water Audits Conducted	40	47	-15%	47
Sampling Stations Visited	220	239	-8%	239
Water Samples Collected	747	670	11%	670
Focus Water Quality Studies	2	1	100%	0
Water Board Hearings Participation	2	1	100%	0
Water Quality Policy Initiatives	2	1	100%	0

Water Resources branch is currently active in the following policies and initiatives:

- i) Rural Water Strategy,
- ii) Yukon Mine Closure and Reclamation Policy,
- iii) Yukon Municipal Wastewater Effluent Guidelines,
- iv) Groundwater Strategy.

ENVIRONMENT

ENVIRONMENTAL SUSTAINABILITY Conservation Officer Services

STATISTICS

	2005-06 ESTIMATE	2004-05 FORECAST	% CHANGE	2003-04 ACTUAL
District Occurrence Reports (do not include minor wildlife incidents)	900	900	0%	761
Branch Enforcement Actions	175	175	0%	97
Hunter and Resource Education Workshops	100	95	5%	96

ENVIRONMENT

RECOVERIES AND REVENUE (\$000'S)	2005-06 ESTIMATE	2004-05 FORECAST	% CHANGE	2003-04 ACTUAL
RECOVERIES				
Corporate Services				
Miscellaneous Partnerships	100	100	0%	0
Inuvialuit Final Agreement (IFA)	901	901	0%	829
Advertising Recoveries - Publications	10	10	0%	3
Yukon Wildlife Preserve	50	50	0%	0
Mapping Recoveries	10	10	0%	0
Prior Years' Recoveries	0	44	-100%	0
Environmental Sustainability				
Freshwater Fisheries Agreement	20	20	0%	20
University of British Columbia				
- Boreal Forest Project	50	0	100%	0
Province of British Columbia	2	2	0%	2
Conservation Action Team	2	2	0%	2
Special Waste Collection	60	120	-50%	24
Prior Years' Recoveries	0	110	-100%	118
TOTAL RECOVERIES	1,205	1,369	-12%	998

REVENUE

Corporate Services				
Yukon Wildlife Preserve	26	30	-13%	2
Prior Years' Revenues	0	0	0%	1
Environmental Sustainability				
Campground Permits	306	306	0%	316
Wilderness Tourism Licensing	8	8	0%	9
Hunting Licences and Seals	322	322	0%	321
Trapping and Fur Licences	6	6	0%	6
Fishing Licences	240	240	0%	247
Outfitting Fees	10	10	0%	10
Prior Years' Revenues	0	0	0%	1
TOTAL REVENUE	918	922	0%	913

ENVIRONMENT

TRANSFER PAYMENTS (\$000'S)	2005-06 ESTIMATE	2004-05 FORECAST	% CHANGE	2003-04 ACTUAL
GRANTS				
Environmental Sustainability				
Wildlife Health Fund	1	1	0%	0
Canadian Cooperative Wildlife Health Centre	7	7	0%	8
Fur Institute of Canada	6	6	0%	6
Total Grants	14	14	0%	14
CONTRIBUTIONS				
Corporate Services				
Yukon Wildlife Preserve	550	0	100%	0
Environmental Public Awareness	30	30	0%	30
Yukon Conservation Society	35	35	0%	35
Wildlife Management Advisory Council	209	209	0%	168
Prior Years' Contributions	0	0	0%	4
Environmental Sustainability				
Porcupine Caribou Management Board	48	48	0%	48
Yukon College	45	45	0%	45
Yukon Trappers Association	68	68	0%	68
Arctic Borderland Ecological Knowledge Society	5	5	0%	5
Whitehorse Fish Hatchery	75	75	0%	85
Yukon Fish and Game Association	35	35	0%	30
Southern Lakes Caribou Steering Committee	18	19	-5%	9
Canadian Wildlife Directors Secretariat	4	4	0%	4
Yukon River Panel	30	0	100%	0
Global Warming/Climate Change	75	75	0%	78
Waste Reduction Initiatives	80	80	0%	29
Prior Years' Contributions	0	8	-100%	38
Total Contributions	1,307	736	78%	676
TOTAL TRANSFER PAYMENTS	1,321	750	76%	690